

## Garage Band Assignment Sample Recording



1. Create a new Garage Band project. Choose Real Instrument.
2. Save as YourLastName\_GB\_Sample
3. Add new basic track. Record your voice: "This is (myname) Garage Band sample."  
Turn off "metro dome" if needed.

4. Again record your voice, "This is the chorus for (Artist) (Song Title)."



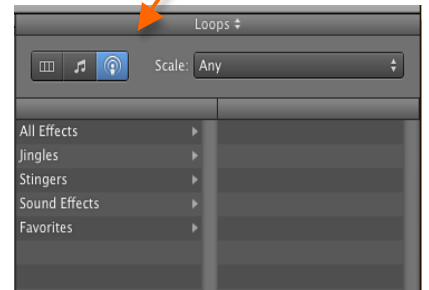
5. Download an mp3. Add mp3 to timeline. Split audio clip so it contains about 30 seconds of the song chorus.

6. Record your voice: "This is the Garage Band jingle, (Name of Jingle)."

7. Click the loop browser icon.



Click the podcast icon. Add jingle to timeline.

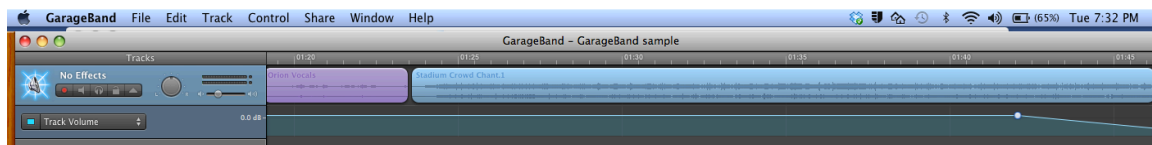
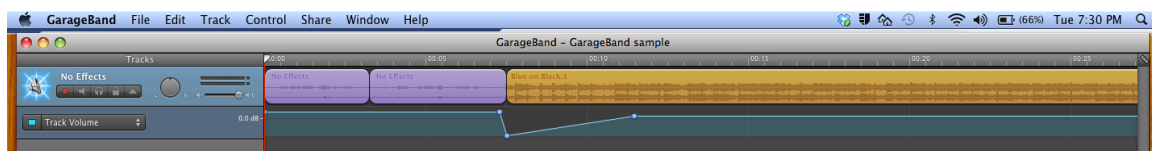


8. Record your voice:

"This is the Garage Band sound effect, "Name of Sound Effect."

9. Choose and add sound effect.

10. Change the track volume so it fades at end of song, jingle, and sound effect.



11. Save file.
12. Share to iTunes. If asked to save as iLife click yes.
13. Play song for Mrs. Pena.