

HURON CITY SCHOOL DISTRICT

Treasurer's Report

Randy Drewyor, Treasurer/CFO



Monthly Financial Report – June 2021

1. *Cash Reconciliation*
2. *Cash Summary – All Funds*
3. *Disbursement Summary*
4. *Investment Portfolio*
5. *Monthly Financial Report (narrative of cash flows)*
6. *General Fund Financial Report (spreadsheet and graphic)*
7. *Federal & State Grants*

Gross Depository Balances:

Civista \$289,603.98
Civista Credit Card Account \$4,813.64

Total Depository Balances (Gross) \$294,417.62

Adjustments to Bank Balance:

Cash in Transit to Bank \$0.00
Outstanding Checks (\$114,948.99)

Adjustments:

In Transit- transfer from Star Ohio \$500,000.00

Total Adjustments to Bank Balance \$385,051.01

Investments:

Treasury Bonds and Notes \$0.00
Certificate of Deposits \$0.00
Other Securities \$0.00

Other Investments:

UBS Investments \$1,418,813.01
Morgan Stanley \$0.00
5/3 Investments \$698,265.81
STAR Ohio \$2,273,342.58
STAR Plus \$0.00

Total Investments \$4,390,421.40

Cash on Hand:

Petty Cash:
Change Cash:
Cash with Fiscal Agent \$0.00

Total Cash on Hand \$0.00

Total Balances \$5,069,890.03

Total Fund Balance \$5,069,890.03

Depository Clearance Accounts:

Total Clearance Account Balances \$0.00

Treasurer

HURON CITY SCHOOL DISTRICT

Cash Summary Report

Full Account Code	Description	Initial Cash	MTD Received	FYTD Received	MTD Expended	FYTD Expended	Fund Balance	Encumbrance	Unencumbered Balance
001-0000	GENERAL FUND	\$ 4,353,632.51	\$ 313,971.89	\$ 15,629,890.27	\$ 1,621,805.76	\$ 16,299,684.69	\$ 3,683,838.09	\$ 99,635.19	\$ 3,584,202.90
001-9194	BUS PURCHASE ALLOWANCE	53,368.84	0.00	0.00	0.00	0.00	53,368.84	0.00	53,368.84
002-9002	BOND RETIRE - HURON PUBLIC LIBRARY	312,635.26	0.00	288,318.88	16,598.75	295,507.35	305,446.79	0.00	305,446.79
003-9004	PERMANENT IMPROVEMENT FUND	114,462.96	0.00	621,307.60	33,080.85	501,478.29	234,292.27	149,070.19	85,222.08
006-0000	FOOD SERVICE FUND	0.00	102,595.70	517,636.78	28,351.29	517,485.83	150.95	156.00	(5.05)
006-9020	SANDI LUNCH FUND	9,827.46	0.00	2,695.00	0.00	0.00	12,522.46	0.00	12,522.46
007-9001	MEMORIAL SCHOLARSHIP FUND	41,859.60	1,600.00	24,309.00	0.00	17,783.00	48,385.60	1,000.00	47,385.60
007-9003	BOYS SOCCER SCHOLARSHIP	10,002.45	0.00	0.00	0.00	1,500.00	8,502.45	0.00	8,502.45
007-9004	FOOTBALL SCHOLARSHIPS	5,292.82	1,000.00	2,310.00	0.00	0.00	7,602.82	900.00	6,702.82
007-9005	SWIMMING SCHOLARSHIPS	1,751.89	0.00	100.00	0.00	500.00	1,351.89	0.00	1,351.89
007-9006	ADDISON AND OZELMA WILES SCHOLARSHIP FUND	2,230.98	0.00	0.00	0.00	0.00	2,230.98	0.00	2,230.98
007-9009	HURON STRONG - COVID-19 DONATIONS	28,193.17	0.00	0.00	0.00	28,080.00	113.17	0.00	113.17
007-9011	LEIDHEISER SCHOLARSHIP TRUST FUND	321.07	0.00	1,000.00	0.00	0.00	1,321.07	0.00	1,321.07
007-9015	THE POPPY MEMORIAL SCHLARSHIP FUND	8,678.00	0.00	0.00	0.00	2,000.00	6,678.00	0.00	6,678.00
007-9016	CROSS COUNTRY SCHOLARSHIP FUND	1,253.08	0.00	1,575.73	0.00	1,000.00	1,828.81	500.00	1,328.81
007-9017	TRACK SCHOLARSHIP FUND	839.17	1,473.25	1,760.83	0.00	600.00	2,000.00	0.00	2,000.00
007-9020	SCOTT KLAIBER MEMORIAL CROSS COUNTRY SCHOLARSHIP	8,115.00	0.00	467.00	0.00	2,000.00	6,582.00	0.00	6,582.00
007-9030	National Jr Honor Society Scholarship	0.00	0.00	0.00	0.00	0.00	0.00	0.00	0.00
007-9050	TIGER FUND GRANT	17,452.61	0.00	5,972.00	0.00	3,509.85	19,914.76	0.00	19,914.76
007-9051	WELLNESS INITIATIVE	7,464.09	0.00	9,920.00	2,335.00	4,171.45	13,212.64	0.00	13,212.64
007-9060	WOODLANDS EDUCATIONAL GARDEN	1,051.30	0.00	259.00	0.00	100.00	1,210.30	0.00	1,210.30
007-9070	HURON FALLEN SOLDIER MEMORIAL	1,611.24	0.00	10.00	450.00	450.00	1,171.24	0.00	1,171.24
007-9075	MC CORMICK FUND RAISING - DIAMOND JUBILEE	7,251.81	0.00	125.00	0.00	0.00	7,376.81	0.00	7,376.81
007-9090	SATANTA VONTHRON SCHOLARSHIP FUND	20,439.29	0.00	10.00	0.00	4,000.00	16,449.29	0.00	16,449.29
018-9002	HS BUILDING FUND	9,633.65	0.00	10,242.67	0.00	184.54	19,691.78	0.00	19,691.78
018-9003	MCCORMICK BUILDING FUND	9,425.40	0.00	1,684.41	148.27	1,235.15	9,874.66	0.00	9,874.66
018-9005	WOODLANDS BUILDING FUND	13,160.68	190.00	3,284.28	0.00	1,720.93	14,724.03	0.00	14,724.03
018-9006	WOODLANDS PLAYGROUND FUND	1.00	0.00	0.00	0.00	0.00	1.00	0.00	1.00
018-9007	SHAWNEE BUILDING FUND	4,534.21	230.00	2,501.92	55.16	1,220.90	5,815.23	0.00	5,815.23
019-0000	OTHER GRANT	0.00	0.00	0.00	0.00	0.00	0.00	0.00	0.00

HURON CITY SCHOOL DISTRICT

Cash Summary Report

Full Account Code	Description	Initial Cash	MTD Received	FYTD Received	MTD Expended	FYTD Expended	Fund Balance	Encumbrance	Unencumbered Balance
019-9019	DORN FOUNDATION GRANT	\$ 0.00	\$ 0.00	\$ 10,000.00	\$ 0.00	\$ 10,000.00	\$ 0.00	\$ 0.00	\$ 0.00
019-9020	ERIE COUNTY MENTAL HEALTH BOARD GRANT	0.00	0.00	10,969.00	0.00	10,955.91	13.09	0.00	13.09
019-9021	OCCRRA COVID PRESCHOOL GRANT	0.00	0.00	21,483.00	6,027.70	21,451.85	31.15	0.00	31.15
019-9116	OHIO SPACE GRANT	503.02	0.00	950.00	0.00	897.00	556.02	0.00	556.02
019-9121	ERIE COUNTY MENTAL HEALTH BOARD RULERGRANT	0.00	0.00	0.00	0.00	0.00	0.00	0.00	0.00
019-9219	ERIE COUNTY COMMUNITY FOUNDATION GRANT FY19	0.23	0.00	0.00	0.00	0.00	0.23	0.00	0.23
019-9221	MENTAL HEALTH GRANT COUNSELING PROGRAM	0.00	10,365.00	10,365.00	0.00	10,365.00	0.00	0.00	0.00
022-0000	DISTRICT AGENCY FUND - PUBLIC LIBRARY	0.00	0.00	38,072.04	20,758.30	38,072.04	0.00	0.00	0.00
022-9016	STATE TOURNAMENT ACCOUNT	691.59	2,912.94	9,927.94	418.45	7,419.53	3,200.00	3,003.02	196.98
200-9020	CLASS OF 2020	9,933.44	0.00	0.00	0.00	9,933.44	0.00	0.00	0.00
200-9021	CLASS OF 2021	3,786.44	0.00	(41,666.00)	3,317.16	(41,142.84)	3,263.28	250.50	3,012.78
200-9022	CLASS OF 2022	0.00	0.00	1,404.11	0.00	1,031.06	373.05	0.00	373.05
200-9209	NATIONAL HONOR SOCIETY	4,279.37	0.00	1,225.00	0.00	1,009.75	4,494.62	0.00	4,494.62
200-9210	MCCORMICK NATIONAL HONOR SOCIETY	3,968.36	0.00	160.00	0.00	79.39	4,048.97	0.00	4,048.97
200-9211	HIGH SCHOOL YEARBOOK	8,165.24	195.00	1,510.00	0.00	99.00	9,576.24	0.00	9,576.24
200-9213	HIGH SCHOOL STUDENT COUNCIL	13,355.97	504.00	504.00	0.00	2,025.27	11,834.70	0.00	11,834.70
200-9214	TEEN LEADERSHIP CORPS	2,262.78	0.00	1,089.00	146.83	1,308.48	2,043.30	0.00	2,043.30
200-9216	HS SPEECH AND DEBATE	51.05	0.00	0.00	0.00	0.00	51.05	0.00	51.05
200-9220	MCCORMICK STUDENT COUNCIL	6,834.92	0.00	770.00	0.00	1,876.79	5,728.13	0.00	5,728.13
200-9221	HIGH SCHOOL - MODEL UN	0.00	0.00	0.00	0.00	0.00	0.00	0.00	0.00
200-9222	HIGH SCHOOL ART CLUB	1,302.39	0.00	0.00	0.00	0.00	1,302.39	0.00	1,302.39
200-9232	MCCORMICK YEARBOOK	1,499.91	175.00	678.00	0.00	673.35	1,504.56	1,500.00	4.56
200-9234	STEAM CONCESSIONS - MCCORMICK	592.26	0.00	0.00	0.00	0.00	592.26	0.00	592.26
200-9241	HIGH SCHOOL ACADEMIC CHALLENGE TEAM	2,044.59	0.00	600.00	0.00	1,452.00	1,192.59	0.00	1,192.59
300-0000	ATHLETICS - HURON CITY SCHOOLS	29,030.76	16,872.69	81,095.66	1,431.68	108,001.62	2,124.80	2,124.80	0.00
300-9020	HALL OF FAME BANQUET	127.67	0.00	0.00	0.00	0.00	127.67	0.00	127.67
300-9215	HURON VOCAL MUSIC PROGRAM	25,195.79	0.00	3,740.00	0.00	4,549.36	24,386.43	0.00	24,386.43
300-9220	BIDDY BOYS BASKETBALL	4,086.40	1,090.00	6,375.00	702.30	8,772.30	1,689.10	216.77	1,472.33
300-9221	BIDDY BASEBALL	4.10	0.00	180.00	0.00	0.00	184.10	0.00	184.10
300-9222	BIDDY BOYS GOLF	1,094.99	150.00	150.00	0.00	316.12	928.87	0.00	928.87
300-9223	BIDDY TRACK (BOYS AND GIRLS)	4,352.58	820.00	8,828.70	3,013.00	3,788.79	9,392.49	481.05	8,911.44

HURON CITY SCHOOL DISTRICT

Cash Summary Report

Full Account Code	Description	Initial Cash	MTD Received	FYTD Received	MTD Expended	FYTD Expended	Fund Balance	Encumbrance	Unencumbered Balance
300-9224	BIDDY BOYS SOCCER	\$ 7,578.02	\$ 420.00	\$ 630.00	\$ 0.00	\$ 0.00	\$ 8,208.02	\$ 0.00	\$ 8,208.02
300-9225	BIDDY CHEERLEADING	5,577.18	160.00	3,316.51	192.00	4,740.20	4,153.49	0.00	4,153.49
300-9226	BIDDY CROSS COUNTRY	18,114.15	0.00	9,247.82	0.00	3,642.63	23,719.34	500.00	23,219.34
300-9227	BIDDY FOOTBALL	9,324.02	0.00	13,530.25	1,224.45	10,664.64	12,189.63	241.36	11,948.27
300-9228	BIDDY GIRLS GOLF	0.00	0.00	2,000.00	0.00	616.03	1,383.97	0.00	1,383.97
300-9229	BIDDY GIRLS SOCCER	2,124.25	0.00	1,055.74	0.00	1,477.23	1,702.76	0.00	1,702.76
300-9230	BIDDY GIRLS BASKETBALL	8,822.22	1,250.00	12,607.00	4,584.69	14,934.44	6,494.78	162.00	6,332.78
300-9232	BIDDY GIRLS TENNIS	1,031.20	0.00	836.00	0.00	257.56	1,609.64	0.00	1,609.64
300-9233	BIDDY SOFTBALL	5,175.23	4,278.00	4,278.00	0.00	1,153.72	8,299.51	0.00	8,299.51
300-9234	BIDDY SWIMMING	957.03	0.00	0.00	0.00	0.00	957.03	0.00	957.03
300-9235	BIDDY VOLLEYBALL	11,941.59	0.00	7,142.10	0.00	5,373.14	13,710.55	0.00	13,710.55
300-9236	BIDDY WRESTLING	4,003.18	0.00	0.00	0.00	1,106.89	2,896.29	0.00	2,896.29
300-9237	BIDDY BOWLING TEAM	3,731.55	0.00	0.00	0.00	182.66	3,548.89	0.00	3,548.89
300-9238	BIDDY BOYS TENNIS	571.08	0.00	0.00	274.36	274.36	296.72	0.00	296.72
300-9250	BIDDY - OTHER SCHOOL ACTIVIIES	0.00	0.00	0.00	0.00	0.00	0.00	0.00	0.00
401-9018	AUXILIARY SERVICES FY18 (COMPLETED)	0.00	0.00	0.00	0.00	0.00	0.00	0.00	0.00
401-9019	MONTESSORI AUXILIARY FUNDS FY18 -FY19	0.00	0.00	0.00	0.00	0.00	0.00	0.00	0.00
401-9021	AUXILIARY SERVICES	0.00	0.00	0.00	0.00	0.00	0.00	0.00	0.00
401-9219	ST PETER AUXILIARY FY18-FY19	2,101.36	0.00	0.00	0.00	2,101.36	0.00	0.00	0.00
401-9221	ST PETER AUXILIARY FY20 - FY21	29,217.26	0.00	122,456.80	57,675.99	141,239.09	10,434.97	7,528.10	2,906.87
401-9223	ST PETER AUXILIARY FY20 - FY21	0.00	0.00	0.00	0.00	0.00	0.00	0.00	0.00
439-9019	PUBLIC SCHOOL PRESCHOOL GRANT FY19	0.00	0.00	0.00	0.00	0.00	0.00	0.00	0.00
439-9020	PUBLIC SCHOOL PRESCHOOL GRANT FY20	0.00	0.00	661.54	0.00	661.54	0.00	0.00	0.00
439-9021	PUBLIC SCHOOL PRESCHOOL GRANT FY20	0.00	0.00	64,000.00	0.00	64,000.00	0.00	0.00	0.00
451-9020	PUBLIC SCHOOLS CONNECTIVITY	0.00	0.00	0.00	0.00	0.00	0.00	0.00	0.00
451-9021	PUBLIC SCHOOLS CONNECTIVITY	0.00	0.00	7,200.00	0.00	7,200.00	0.00	0.00	0.00
467-0000	STUDENT WELLNESS AND SUCCESS FUND	0.00	0.00	0.00	0.00	0.00	0.00	0.00	0.00
467-9020	STUDENT WELLNESS & SUPPORT RESTRICTED FUNDS	145,648.89	0.00	344,421.91	20,011.82	235,617.84	254,452.96	0.00	254,452.96
499-9019	SCHOOL SAFETY GRANT 2019	0.00	0.00	0.00	0.00	0.00	0.00	0.00	0.00
499-9020	MISCELLANEOUS STATE GRANT FUND	3,485.40	0.00	0.00	0.00	0.00	3,485.40	1,729.04	1,756.36
499-9121	MISCELLANEOUS STATE GRANT FUND	0.00	0.00	0.00	0.00	0.00	0.00	0.00	0.00

HURON CITY SCHOOL DISTRICT

Cash Summary Report

Full Account Code	Description	Initial Cash	MTD Received	FYTD Received	MTD Expended	FYTD Expended	Fund Balance	Encumbrance	Unencumbered Balance
507-9021	ESSER I	\$ 0.00	\$ 36,288.28	\$ 146,120.65	\$ 7,226.03	\$ 140,738.64	\$ 5,382.01	\$ 5,382.01	\$ 0.00
507-9023	ESSER II	0.00	217,594.63	217,594.63	96,343.56	96,343.56	121,251.07	121,251.07	0.00
510-9021	CORONA RELIEF FUND	0.00	0.00	60,976.03	0.00	60,976.03	0.00	0.00	0.00
510-9121	BROADBAND OHIO CONNECTIVITY GRANT	0.00	0.00	38,903.36	0.00	38,903.36	0.00	0.00	0.00
516-9019	IDEA-B 2019 SPECIAL EDUCATION	0.00	0.00	0.00	0.00	0.00	0.00	0.00	0.00
516-9020	IDEA-B 2020 SPECIAL EDUCATION	0.00	0.00	57,131.75	0.00	57,131.75	0.00	0.00	0.00
516-9021	IDEA-B 2021 SPECIAL EDUCATION	0.00	21,170.01	254,784.84	21,170.01	254,784.84	0.00	0.00	0.00
516-9219	2019 6B IDEA RESTORATION GRANT	0.00	0.00	0.00	0.00	0.00	0.00	0.00	0.00
572-9019	TITLE I 2019 IMPROVING BASIC PROGRAMS	0.00	0.00	0.00	0.00	0.00	0.00	0.00	0.00
572-9020	TITLE I 2020 IMPROVING BASIC PROGRAMS	0.00	0.00	29,426.62	0.00	29,426.62	0.00	0.00	0.00
572-9021	TITLE I 2021 IMPROVING BASIC PROGRAMS	0.00	21,839.14	200,328.82	16,723.96	195,213.64	5,115.18	3,420.00	1,695.18
572-9121	EXPANDING OPPORTUNITIES GRANT	0.00	0.00	4,060.00	0.00	4,060.00	0.00	0.00	0.00
572-9220	TITLE I DISADVANTAGED CHILDREN	0.00	0.00	0.00	0.00	0.00	0.00	0.00	0.00
587-9019	IDEA 2019 EARLY CHILDHOOD SPECIAL EDUCATION	0.00	0.00	0.00	0.00	0.00	0.00	0.00	0.00
587-9020	IDEA 2020 EARLY CHILDHOOD SPECIAL EDUCATION	0.00	0.00	0.00	0.00	0.00	0.00	0.00	0.00
587-9021	IDEA 2021 EARLY CHILDHOOD SPECIAL EDUCATION	0.00	0.00	7,813.42	0.00	7,813.42	0.00	0.00	0.00
590-0000	IMPROVING TEACHER QUALITY	0.00	0.00	0.00	0.00	0.00	0.00	0.00	0.00
590-9019	TITLE IIA 2019 IMPROVING TEACHER QUALITY	0.00	0.00	0.00	0.00	0.00	0.00	0.00	0.00
590-9020	IMPROVING TEACHER QUALITY	0.00	0.00	3,167.10	0.00	3,167.10	0.00	0.00	0.00
590-9021	IMPROVING TEACHER QUALITY	0.00	7,456.00	18,997.60	1,156.00	12,697.60	6,300.00	6,300.00	0.00
599-9019	TITLE IV 2019 STUDENT SUPPORT/ACA ENRICHMENT	0.00	0.00	0.00	0.00	0.00	0.00	0.00	0.00
599-9020	MISCELLANEOUS FED. GRANT FUND	0.00	0.00	940.13	0.00	940.13	0.00	0.00	0.00
599-9021	MISCELLANEOUS FED. GRANT FUND	0.00	792.04	10,994.58	792.04	10,994.58	0.00	0.00	0.00
Grand Total		\$ 5,427,057.00	\$ 765,393.57	\$ 1,966,015.41	\$ 18,938,414.02	\$ 19,295,581.79	\$ 5,069,889.23	\$ 405,351.10	\$ 4,664,538.13

Start Date: 06/01/2021

End Date: 06/30/2021

HURON CITY SCHOOL DISTRICT

Disbursement Summary Report

Reference Number	Check Number	Type	Date	Name	Vendor #	Status	Reconcile Date	Void Date	Amount
22113	6732	ACCOUNTS_PAYA BLE	6/4/2021	ZB, N.A.	900007	RECONCILED	6/8/2021		\$ 16,598.75
22119	6734	ACCOUNTS_PAYA BLE	6/1/2021	CAPITAL ONE PUBLIC FUNDING LLC	900039	RECONCILED	6/8/2021		5,880.43
22261	6735	ACCOUNTS_PAYA BLE	6/28/2021	SCHOOL EMPLOYEES RETIREMENT	900023	RECONCILED	6/28/2021		15.08
22110	6736	PAYROLL	6/2/2021	HURON CITY SCHOOL DISTRICT		RECONCILED	6/8/2021		351,614.83
22115	6737	ACCOUNTS_PAYA BLE	6/7/2021	HURON CITY SCHOOLS FOR MEDICAR	900011	RECONCILED	6/8/2021		4,767.60
22114	6738	ACCOUNTS_PAYA BLE	6/7/2021	GORDON FOOD SERVICE INC	900040	RECONCILED	6/8/2021		1,123.13
22118	6739	ACCOUNTS_PAYA BLE	6/8/2021	OHIO SCHOOLS COUNCIL	900006	RECONCILED	6/8/2021		717.50
22117	6740	ACCOUNTS_PAYA BLE	6/8/2021	VISION SERVICE PLAN	900028	RECONCILED	6/8/2021		1,852.94
22116	6741	ACCOUNTS_PAYA BLE	6/8/2021	HURON EMPLOYEE INSURANCE	900009	RECONCILED	6/8/2021		150,262.37
22171	6742	ACCOUNTS_PAYA BLE	6/16/2021	GORDON FOOD SERVICE INC	900040	RECONCILED	6/24/2021		254.82
22137	6743	ACCOUNTS_PAYA BLE	6/9/2021	SCHOOL EMPLOYEES RETIREMENT	900023	RECONCILED	6/10/2021		30.65
22160	6744	ACCOUNTS_PAYA BLE	6/10/2021	HURON CITY SCHOOLS CAFETERIAS	908087	RECONCILED	6/10/2021		594.23
22167	6745	ACCOUNTS_PAYA BLE	6/16/2021	SCHOOL EMPLOYEES RETIREMENT	900023	RECONCILED	6/16/2021		45.24
22166	6746	PAYROLL	6/16/2021	HURON CITY SCHOOL DISTRICT		RECONCILED	6/16/2021		342,663.77
22168	6747	ACCOUNTS_PAYA BLE	6/16/2021	HURON CITY SCHOOLS FOR MEDICAR	900011	RECONCILED	6/16/2021		4,637.78
22169	6748	ACCOUNTS_PAYA BLE	6/16/2021	STATE TEACHERS RETIREMENT	900001	RECONCILED	6/16/2021		88,528.00
22170	6749	ACCOUNTS_PAYA BLE	6/16/2021	SCHOOL EMPLOYEES RETIREMENT	900002	RECONCILED	6/16/2021		24,962.00
22245	6750	ACCOUNTS_PAYA BLE	6/24/2021	AMERICAN FIDELITY ASSURANCE CO	900013	RECONCILED	6/24/2021		5,868.94

Start Date: 06/01/2021

End Date: 06/30/2021

HURON CITY SCHOOL DISTRICT

Disbursement Summary Report

Reference Number	Check Number	Type	Date	Name	Vendor #	Status	Reconcile Date	Void Date	Amount
22233	6751	ACCOUNTS_PAYA BLE	6/24/2021	HURON CITY SCHOOLS	900005	RECONCILED	6/24/2021		\$ 1,473.25
22262	6752	ACCOUNTS_PAYA BLE	6/28/2021	AMERICAN FIDELITY ASSURANCE CO	900013	RECONCILED	6/28/2021		41.66
22085	108095	ACCOUNTS_PAYA BLE	6/3/2021	APPLE COMPUTER INC	1313	RECONCILED	6/30/2021		6,188.00
22105	108096	ACCOUNTS_PAYA BLE	6/3/2021	KARI CASE	303434	VOID		6/4/2021	2.24
22101	108097	ACCOUNTS_PAYA BLE	6/3/2021	CDW GOVERNMENT INC	3120	RECONCILED	6/30/2021		71,613.50
22104	108098	ACCOUNTS_PAYA BLE	6/3/2021	CENTURYLINK	302858	RECONCILED	6/16/2021		1,914.32
22091	108099	ACCOUNTS_PAYA BLE	6/3/2021	COLONIAL GARDENS	3084	RECONCILED	6/30/2021		826.93
22083	108100	ACCOUNTS_PAYA BLE	6/3/2021	DOMINO'S PIZZA INC #2265	4090	RECONCILED	6/30/2021		184.15
22106	108101	ACCOUNTS_PAYA BLE	6/3/2021	SHARON L ENDERLE	5154	RECONCILED	6/30/2021		25.08
22092	108102	ACCOUNTS_PAYA BLE	6/3/2021	DANA FANTOZZ- SKAVNAK	6169	RECONCILED	6/30/2021		44.80
22097	108103	ACCOUNTS_PAYA BLE	6/3/2021	BOSTON ACADEMIC PUBLISHING	303126	RECONCILED	6/30/2021		29.95
22087	108104	ACCOUNTS_PAYA BLE	6/3/2021	FRANKLIN MONUMENT	303334	RECONCILED	6/30/2021		450.00
22096	108105	ACCOUNTS_PAYA BLE	6/3/2021	JOSTENS INC	10005	RECONCILED	6/8/2021		14.69
22090	108106	ACCOUNTS_PAYA BLE	6/3/2021	VICTORIA J MEADOWS	14002	RECONCILED	6/30/2021		44.80
22098	108107	ACCOUNTS_PAYA BLE	6/3/2021	TYLER MEES	303406	RECONCILED	6/30/2021		19.04
22103	108108	ACCOUNTS_PAYA BLE	6/3/2021	STEVEN MYERS	13042	OUTSTANDING			47.04
22095	108109	ACCOUNTS_PAYA BLE	6/3/2021	NASCO	805088	RECONCILED	6/30/2021		6,254.15
22100	108110	ACCOUNTS_PAYA BLE	6/3/2021	NORTH POINT EDUCATIONAL	5011	RECONCILED	6/30/2021		568.53
22094	108111	ACCOUNTS_PAYA BLE	6/3/2021	PIERRE'S QUICKPRINT	16156	RECONCILED	6/30/2021		385.20
22086	108112	ACCOUNTS_PAYA BLE	6/3/2021	RACHEL WIXEY AND ASSOCIATES LLC	302958	RECONCILED	6/30/2021		4,182.89
22102	108113	ACCOUNTS_PAYA BLE	6/3/2021	RETTIG MUSIC INC	13109	RECONCILED	6/30/2021		385.50
22089	108114	ACCOUNTS_PAYA	6/3/2021	SAN BAY	19005	RECONCILED	6/30/2021		1,724.04

Start Date: 06/01/2021

End Date: 06/30/2021

HURON CITY SCHOOL DISTRICT

Disbursement Summary Report

Reference Number	Check Number	Type	Date	Name	Vendor #	Status	Reconcile Date	Void Date	Amount
		BLE		COMPANY					
22107	108115	ACCOUNTS_PAYA	6/3/2021	AGNES M	301988	RECONCILED	6/30/2021		\$ 78.40
		BLE		SCHAFFER					
22093	108116	ACCOUNTS_PAYA	6/3/2021	SNA	301607	VOID		6/4/2021	225.00
		BLE							
22084	108117	ACCOUNTS_PAYA	6/3/2021	STAPLES	19987	RECONCILED	6/8/2021		18.38
		BLE		ADVANTAGE					
22099	108118	ACCOUNTS_PAYA	6/3/2021	SUBURBAN	302674	RECONCILED	6/30/2021		4,122.00
		BLE		SCHOOL					
				TRANSPORTATIO					
				N					
22088	108119	ACCOUNTS_PAYA	6/3/2021	TOM'S TROPHIES	302704	RECONCILED	6/30/2021		24.00
		BLE		SHOP					
22108	108120	ACCOUNTS_PAYA	6/4/2021	SNA of Ohio	301607	OUTSTANDING			225.00
		BLE							
22109	108121	ACCOUNTS_PAYA	6/4/2021	KARI CASE	303434	RECONCILED	6/30/2021		17.92
		BLE							
22111	108122	ACCOUNTS_PAYA	6/4/2021	AMERICAN	300290	RECONCILED	6/4/2021		4,477.72
		BLE		EXPRESS					
22112	108123	REFUND	6/4/2021	ANTHONY	302432	RECONCILED	6/30/2021		25.00
				YOUNG					
22120	108124	REFUND	6/8/2021	DANA MEYERS	303376	RECONCILED	6/30/2021		16.90
22123	108125	ACCOUNTS_PAYA	6/9/2021	AG-PRO OHIO,	303239	RECONCILED	6/30/2021		526.81
		BLE		LLC					
22130	108126	ACCOUNTS_PAYA	6/9/2021	REPUBLIC	302029	RECONCILED	6/16/2021		3,966.98
		BLE		SERVICES #263					
22135	108127	ACCOUNTS_PAYA	6/9/2021	CINTAS	3492	RECONCILED	6/30/2021		31.93
		BLE		CORPORATION					
				LOC. 318					
22132	108128	ACCOUNTS_PAYA	6/9/2021	MCGRAW HILL	13319	RECONCILED	6/30/2021		138.58
		BLE		LLC					
22134	108129	ACCOUNTS_PAYA	6/9/2021	NASCO	805088	RECONCILED	6/30/2021		7,867.75
		BLE							
22124	108130	ACCOUNTS_PAYA	6/9/2021	WILBUR NEWELL	303435	RECONCILED	6/30/2021		2.80
		BLE							
22121	108131	ACCOUNTS_PAYA	6/9/2021	NORTH POINT	5011	RECONCILED	6/30/2021		1,136.34
		BLE		EDUCATIONAL					
22126	108132	ACCOUNTS_PAYA	6/9/2021	OHIO EDISON	15004	RECONCILED	6/30/2021		99.70
		BLE		COMPANY					
22122	108133	ACCOUNTS_PAYA	6/9/2021	RACHEL WIXEY	302958	RECONCILED	6/30/2021		4,159.65
		BLE		AND ASSOCIATES					
				LLC					
22129	108134	ACCOUNTS_PAYA	6/9/2021	RETTIG MUSIC	13109	RECONCILED	6/30/2021		142.29
		BLE		INC					
22133	108135	ACCOUNTS_PAYA	6/9/2021	SAN BAY	19005	RECONCILED	6/30/2021		531.22
		BLE		COMPANY					
22127	108136	ACCOUNTS_PAYA	6/9/2021	SANDUSKY	19014	RECONCILED	6/30/2021		215.80

Start Date: 06/01/2021

End Date: 06/30/2021

HURON CITY SCHOOL DISTRICT

Disbursement Summary Report

Reference Number	Check Number	Type	Date	Name	Vendor #	Status	Reconcile Date	Void Date	Amount
		BLE		REGISTER					
22136	108137	ACCOUNTS_PAYA	6/9/2021	SMETZER PAINT & SUPPLY LLC	300487	RECONCILED	6/30/2021		\$ 38.69
		BLE							
22125	108138	ACCOUNTS_PAYA	6/9/2021	STAPLES ADVANTAGE	19987	RECONCILED	6/16/2021		345.49
		BLE							
22131	108139	ACCOUNTS_PAYA	6/9/2021	VASU COMMUNICATIONS INC	7155	RECONCILED	6/30/2021		641.21
		BLE							
22128	108140	ACCOUNTS_PAYA	6/9/2021	VINSON GROUP, LLC	303174	RECONCILED	6/30/2021		6,633.33
		BLE							
22138	108141	REFUND	6/10/2021	TOM SOLBERG	303178	RECONCILED	6/30/2021		30.35
22139	108142	ACCOUNTS_PAYA	6/10/2021	NORTHWEST OHIO GIRLS BKB TEAM CAMP	302180	RECONCILED	6/30/2021		3,305.00
		BLE							
22146	108143	ACCOUNTS_PAYA	6/10/2021	ASSOCIATION FOR PRIVATE	303054	RECONCILED	6/30/2021		1,162.50
		BLE							
22159	108144	ACCOUNTS_PAYA	6/10/2021	CERTAPRO PAINTERS OF WESTLAKE & MEDINA-STRONGSVILLE	303444	RECONCILED	6/30/2021		24,200.42
		BLE							
22154	108145	ACCOUNTS_PAYA	6/10/2021	CHEMICAL SERVICE & SUPPLIES	3442	RECONCILED	6/30/2021		845.90
		BLE							
22151	108146	ACCOUNTS_PAYA	6/10/2021	CINTAS CORPORATION LOC. 318	3492	RECONCILED	6/25/2021		31.93
		BLE							
22157	108147	ACCOUNTS_PAYA	6/10/2021	CORNELL'S FOODS INC	8261	RECONCILED	6/30/2021		7.47
		BLE							
22149	108148	ACCOUNTS_PAYA	6/10/2021	ESC OF LORAIN COUNTY	6035	RECONCILED	6/30/2021		710.56
		BLE							
22156	108149	ACCOUNTS_PAYA	6/10/2021	FIRELANDS CORPORATE HEALTH CTR	6202	RECONCILED	6/30/2021		64.00
		BLE							
22153	108150	ACCOUNTS_PAYA	6/10/2021	JACK LENCZYK	303467	OUTSTANDING			274.36
		BLE							
22148	108151	ACCOUNTS_PAYA	6/10/2021	MAST, JOYN	302552	RECONCILED	6/30/2021		100.00
		BLE							
22147	108152	ACCOUNTS_PAYA	6/10/2021	MESENBURG CREATIVE CATERING	13410	RECONCILED	6/30/2021		2,160.00
		BLE							
22152	108153	ACCOUNTS_PAYA	6/10/2021	NASCO	805088	RECONCILED	6/30/2021		161.42
		BLE							
22141	108154	ACCOUNTS_PAYA	6/10/2021	NORWALK REC CENTER	301663	RECONCILED	6/30/2021		400.00
		BLE							
22150	108155	ACCOUNTS_PAYA	6/10/2021	NWOASBO	300613	RECONCILED	6/30/2021		420.00
		BLE							

Start Date: 06/01/2021

End Date: 06/30/2021

HURON CITY SCHOOL DISTRICT

Disbursement Summary Report

Reference Number	Check Number	Type	Date	Name	Vendor #	Status	Reconcile Date	Void Date	Amount
22155	108156	ACCOUNTS_PAYA BLE	6/10/2021	OSBA	15389	OUTSTANDING			\$ 60.00
22140	108157	ACCOUNTS_PAYA BLE	6/10/2021	RETTIG MUSIC INC	13109	RECONCILED	6/30/2021		45.00
22142	108158	ACCOUNTS_PAYA BLE	6/10/2021	RIVERVIEW LANES	301532	OUTSTANDING			2,655.00
22143	108159	ACCOUNTS_PAYA BLE	6/10/2021	SUNRISE COOPERATIVE	19664	RECONCILED	6/10/2021		7,685.56
22144	108160	ACCOUNTS_PAYA BLE	6/10/2021	THE READING WAREHOUSE INC	303441	RECONCILED	6/30/2021		3,044.96
22145	108161	ACCOUNTS_PAYA BLE	6/10/2021	TOFT DAIRY INC	600014	RECONCILED	6/30/2021		1,168.62
22158	108162	ACCOUNTS_PAYA BLE	6/10/2021	CHELSEA TOMSON	302963	RECONCILED	6/30/2021		127.68
22161	108163	ACCOUNTS_PAYA BLE	6/10/2021	HURON PUBLIC LIBRARY	8036	RECONCILED	6/30/2021		20,758.30
22164	108164	ACCOUNTS_PAYA BLE	6/11/2021	OHIO DEPARTMENT OF JOB AND	15398	RECONCILED	6/30/2021		107.50
22165	108165	ACCOUNTS_PAYA BLE	6/11/2021	ESC OF CENTRAL OHIO	301685	RECONCILED	6/30/2021		315.00
22163	108166	ACCOUNTS_PAYA BLE	6/11/2021	RODD RICHARD TORBERT	302268	RECONCILED	6/30/2021		691.00
22162	108167	ACCOUNTS_PAYA BLE	6/11/2021	COMDOC INC	302968	RECONCILED	6/30/2021		5,727.69
22184	108168	ACCOUNTS_PAYA BLE	6/16/2021	APPLE COMPUTER INC	1313	RECONCILED	6/30/2021		15,108.00
22172	108169	ACCOUNTS_PAYA BLE	6/16/2021	HURON ACE HARDWARE	3213	RECONCILED	6/30/2021		34.95
22193	108170	ACCOUNTS_PAYA BLE	6/16/2021	CINTAS CORPORATION LOC. 318	3492	RECONCILED	6/30/2021		36.21
22182	108171	ACCOUNTS_PAYA BLE	6/16/2021	DOMINO'S PIZZA INC #2265	4090	RECONCILED	6/30/2021		52.01
22178	108172	ACCOUNTS_PAYA BLE	6/16/2021	NORTH POINT EDUCATIONAL	5011	RECONCILED	6/30/2021		120,775.24
22188	108173	ACCOUNTS_PAYA BLE	6/16/2021	FRANKLIN SANITATION LLC	6010	RECONCILED	6/30/2021		1,425.00
22189	108174	ACCOUNTS_PAYA BLE	6/16/2021	ESC OF LORAIN COUNTY	6035	RECONCILED	6/30/2021		170.00
22200	108175	ACCOUNTS_PAYA BLE	6/16/2021	FIRELANDS REGIONAL MED CTR	6045	RECONCILED	6/30/2021		3,306.80
22201	108176	ACCOUNTS_PAYA BLE	6/16/2021	LAKESHORE LEARNING MATERIALS	12368	RECONCILED	6/28/2021		2,008.47
22205	108177	ACCOUNTS_PAYA	6/16/2021	MARGARETTA	13006	RECONCILED	6/30/2021		8,098.12

Start Date: 06/01/2021

End Date: 06/30/2021

HURON CITY SCHOOL DISTRICT

Disbursement Summary Report

Reference Number	Check Number	Type	Date	Name	Vendor #	Status	Reconcile Date	Void Date	Amount
		BLE		LOCAL SCHOOL					
22192	108178	ACCOUNTS_PAYA	6/16/2021	BUCKEYE TREE & CRANE SERVICE	13491	RECONCILED	6/30/2021		\$ 2,700.00
		BLE							
22175	108179	ACCOUNTS_PAYA	6/16/2021	OHIO EDISON COMPANY	15004	RECONCILED	6/30/2021		1,086.72
		BLE							
22185	108180	ACCOUNTS_PAYA	6/16/2021	OHIO EDISON COMPANY	15005	RECONCILED	6/30/2021		8,998.09
		BLE							
22204	108181	ACCOUNTS_PAYA	6/16/2021	CHRISTINA M SCHERLEY	19628	RECONCILED	6/30/2021		191.00
		BLE							
22203	108182	ACCOUNTS_PAYA	6/16/2021	TRACY L YOST	25017	RECONCILED	6/30/2021		48.00
		BLE							
22202	108183	ACCOUNTS_PAYA	6/16/2021	SCHOOL OUTFITTERS LLC	300045	RECONCILED	6/30/2021		126.79
		BLE							
22196	108184	ACCOUNTS_PAYA	6/16/2021	COLLEGE BOARD	300057	RECONCILED	6/28/2021		8,686.00
		BLE							
22186	108185	ACCOUNTS_PAYA	6/16/2021	FIRST FILTER LLC	300232	RECONCILED	6/30/2021		149.24
		BLE							
22181	108186	ACCOUNTS_PAYA	6/16/2021	THE WILLIAMS COMPANY	300250	RECONCILED	6/30/2021		1,550.95
		BLE							
22195	108187	ACCOUNTS_PAYA	6/16/2021	BETSCHMAN SECURITY INC	300759	RECONCILED	6/30/2021		570.00
		BLE							
22173	108188	ACCOUNTS_PAYA	6/16/2021	TELESYSTEM	301007	RECONCILED	6/22/2021		911.08
		BLE							
22179	108189	ACCOUNTS_PAYA	6/16/2021	BAUMSPAGE.COM LLC	301411	OUTSTANDING			96.68
		BLE							
22191	108190	ACCOUNTS_PAYA	6/16/2021	ROBIN WELCH	302815	RECONCILED	6/30/2021		762.50
		BLE							
22197	108191	ACCOUNTS_PAYA	6/16/2021	CAPITAL ONE COMMERCIAL	302854	RECONCILED	6/28/2021		199.62
		BLE							
22174	108192	ACCOUNTS_PAYA	6/16/2021	THE SANDUSKY PAINT COMPANY INC	302937	RECONCILED	6/30/2021		168.00
		BLE							
22183	108193	ACCOUNTS_PAYA	6/16/2021	BREWER-GARRETT	302975	VOID		6/17/2021	1,495.40
		BLE							
22190	108194	ACCOUNTS_PAYA	6/16/2021	THE READING WAREHOUSE INC	303441	RECONCILED	6/30/2021		2,030.99
		BLE							
22187	108195	ACCOUNTS_PAYA	6/16/2021	TEACHERS' CURRICULUM INSTITUTE	303447	RECONCILED	6/30/2021		21,099.75
		BLE							
22180	108196	ACCOUNTS_PAYA	6/16/2021	GOGUARDIAN	303448	RECONCILED	6/30/2021		877.50
		BLE							
22198	108197	ACCOUNTS_PAYA	6/16/2021	ROCKALINGUA INC	303452	OUTSTANDING			895.00
		BLE							
22176	108198	ACCOUNTS_PAYA	6/16/2021	JDM STRUCTURES, LTD.	303458	RECONCILED	6/30/2021		5,278.25
		BLE							
22194	108199	ACCOUNTS_PAYA	6/16/2021	BOOKS A	303463	OUTSTANDING			1,737.15

Start Date: 06/01/2021

End Date: 06/30/2021

HURON CITY SCHOOL DISTRICT

Disbursement Summary Report

Reference Number	Check Number	Type	Date	Name	Vendor #	Status	Reconcile Date	Void Date	Amount
22177	108200	BLE ACCOUNTS_PAYA	6/16/2021	MILLION, INC OHIO	303466	RECONCILED	6/30/2021		\$ 302.36
22199	108201	BLE ACCOUNTS_PAYA	6/16/2021	MACHINERY CO. NASCO	805088	OUTSTANDING			80.71
22206	108202	BLE ACCOUNTS_PAYA	6/17/2021	BSN SPORTS, LLC	301544	RECONCILED	6/28/2021		879.69
22207	108203	BLE ACCOUNTS_PAYA	6/17/2021	JOHN DEERE FINANCIAL	302479	OUTSTANDING			726.89
22208	108204	BLE ACCOUNTS_PAYA	6/17/2021	CAPITAL ONE COMMERCIAL	302854	VOID		6/17/2021	306.86
22209	108205	BLE ACCOUNTS_PAYA	6/17/2021	PRESIDENT'S EDUCATION AWARDS	16677	RECONCILED	6/30/2021		124.27
22210	108206	BLE ACCOUNTS_PAYA	6/17/2021	NCS PEARSON INC	301744	RECONCILED	6/30/2021		1,670.35
22211	108207	BLE ACCOUNTS_PAYA	6/17/2021	RACHEL WIXEY AND ASSOCIATES LLC	302958	RECONCILED	6/30/2021		1,111.50
22212	108208	BLE ACCOUNTS_PAYA	6/17/2021	BREWER- GARRETT	302975	RECONCILED	6/30/2021		1,495.30
22213	108209	BLE ACCOUNTS_PAYA	6/17/2021	COLUMBIA GAS OF OHIO	3249	RECONCILED	6/30/2021		2,030.69
22214	108210	BLE ACCOUNTS_PAYA	6/17/2021	CAPITAL ONE COMMERCIAL	302854	RECONCILED	6/28/2021		273.54
22224	108211	BLE ACCOUNTS_PAYA	6/22/2021	CDW GOVERNMENT INC	3120	RECONCILED	6/30/2021		3,966.57
22221	108212	BLE ACCOUNTS_PAYA	6/22/2021	CINTAS CORPORATION LOC. 318	3492	RECONCILED	6/30/2021		31.93
22216	108213	BLE ACCOUNTS_PAYA	6/22/2021	Gundlach Sheet Metal Works Inc	301660	RECONCILED	6/30/2021		885.30
22217	108214	BLE ACCOUNTS_PAYA	6/22/2021	KIDS IMMERSION, LLC	303450	RECONCILED	6/30/2021		1,424.00
22222	108215	BLE ACCOUNTS_PAYA	6/22/2021	LUCKY STONE PROMOTIONS, LTD	303036	RECONCILED	6/30/2021		225.00
22218	108216	BLE ACCOUNTS_PAYA	6/22/2021	NYECO GAS	302446	RECONCILED	6/30/2021		18.90
22215	108217	BLE ACCOUNTS_PAYA	6/22/2021	SAN BAY COMPANY	19005	RECONCILED	6/30/2021		861.84
22223	108218	BLE ACCOUNTS_PAYA	6/22/2021	THE SANDUSKY PAINT COMPANY INC	302937	OUTSTANDING			84.00
22219	108219	BLE ACCOUNTS_PAYA	6/22/2021	WHITE HOUSE ARTESIAN	23058	VOID		6/22/2021	43.00

Start Date: 06/01/2021

End Date: 06/30/2021

HURON CITY SCHOOL DISTRICT

Disbursement Summary Report

Reference Number	Check Number	Type	Date	Name	Vendor #	Status	Reconcile Date	Void Date	Amount
22220	108220	ACCOUNTS_PAYA BLE	6/22/2021	SPRINGS WILSON LANGUAGE TRAINING	301983	RECONCILED	6/30/2021		\$ 649.00
22225	108221	ACCOUNTS_PAYA BLE	6/22/2021	WHITE HOUSE ARTESIAN SPRINGS	23058	RECONCILED	6/30/2021		32.00
22226	108222	ACCOUNTS_PAYA BLE	6/22/2021	AMERICAN EXPRESS	300634	RECONCILED	6/24/2021		749.45
22227	108223	ACCOUNTS_PAYA BLE	6/23/2021	AUTOMATED LOGIC CONTRACTING SERVICE, INC	301405	RECONCILED	6/30/2021		340.00
22228	108224	ACCOUNTS_PAYA BLE	6/24/2021	DENNIS ANTONELLI	303062	OUTSTANDING			47.54
22229	108225	ACCOUNTS_PAYA BLE	6/24/2021	HOLLY CHARVILLE	301038	OUTSTANDING			48.68
22230	108226	ACCOUNTS_PAYA BLE	6/24/2021	DROSSCO CUSTOM HARDWOOD ERIE COUNTY	4072	RECONCILED	6/30/2021		3,000.00
22231	108227	ACCOUNTS_PAYA BLE	6/24/2021		5083	OUTSTANDING			278.44
22232	108228	ACCOUNTS_PAYA BLE	6/24/2021	EDUCATIONAL SERVICE CENTER OF	303213	RECONCILED	6/30/2021		7,794.00
22234	108229	ACCOUNTS_PAYA BLE	6/24/2021	LAWNGUISE	301618	OUTSTANDING			2,500.00
22235	108230	ACCOUNTS_PAYA BLE	6/24/2021	MICHAEL LEMPONEN	302649	OUTSTANDING			20.16
22236	108231	ACCOUNTS_PAYA BLE	6/24/2021	MACGILL & CO	13385	OUTSTANDING			107.65
22237	108232	ACCOUNTS_PAYA BLE	6/24/2021	NORTH POINT EDUCATIONAL	5011	RECONCILED	6/30/2021		477.04
22238	108233	ACCOUNTS_PAYA BLE	6/24/2021	OHSAA	300380	OUTSTANDING			205.00
22239	108234	ACCOUNTS_PAYA BLE	6/24/2021	PERKINS LOCAL SCHOOL	16053	OUTSTANDING			8,694.40
22240	108235	ACCOUNTS_PAYA BLE	6/24/2021	RACHEL WIXEY AND ASSOCIATES LLC	302958	RECONCILED	6/30/2021		145.36
22241	108236	ACCOUNTS_PAYA BLE	6/24/2021	RETTIG MUSIC INC	13109	RECONCILED	6/30/2021		820.25
22242	108237	ACCOUNTS_PAYA BLE	6/24/2021	SMETZER PAINT & SUPPLY LLC	300487	OUTSTANDING			56.44
22243	108238	ACCOUNTS_PAYA BLE	6/24/2021	THE SANDUSKY PAINT COMPANY INC	302937	OUTSTANDING			438.00

Start Date: 06/01/2021

End Date: 06/30/2021

HURON CITY SCHOOL DISTRICT

Disbursement Summary Report

Reference Number	Check Number	Type	Date	Name	Vendor #	Status	Reconcile Date	Void Date	Amount
22244	108239	ACCOUNTS_PAYA BLE	6/24/2021	DENISE ZIELSKE	303217	RECONCILED	6/30/2021		\$ 186.40
22246	108240	ACCOUNTS_PAYA BLE	6/24/2021	STAPLES ADVANTAGE	19987	RECONCILED	6/28/2021		899.65
22247	108241	ACCOUNTS_PAYA BLE	6/24/2021	STAPLES ADVANTAGE	19987	RECONCILED	6/28/2021		33.68
22248	108242	ACCOUNTS_PAYA BLE	6/24/2021	BRICKER & ECKLER, LLP	423	RECONCILED	6/30/2021		10,483.60
22254	108243	ACCOUNTS_PAYA BLE	6/24/2021	RIDDELL/ ALL AMERICAN SPORTS	1064	OUTSTANDING			581.82
22250	108244	ACCOUNTS_PAYA BLE	6/24/2021	DOMINO'S PIZZA INC #2265	4090	OUTSTANDING			100.48
22251	108245	ACCOUNTS_PAYA BLE	6/24/2021	ERIE COUNTY	5083	OUTSTANDING			12,555.19
22252	108246	ACCOUNTS_PAYA BLE	6/24/2021	CITY OF HURON	300723	OUTSTANDING			170.10
22253	108247	ACCOUNTS_PAYA BLE	6/24/2021	NORTH CENTRAL OHIO EDUCATIONAL	300816	OUTSTANDING			1,283.33
22249	108248	ACCOUNTS_PAYA BLE	6/24/2021	BSN SPORTS, LLC	301544	RECONCILED	6/28/2021		702.30
22260	108249	ACCOUNTS_PAYA BLE	6/28/2021	STEPHEN CAMELLA	301971	RECONCILED	6/30/2021		623.30
22257	108250	ACCOUNTS_PAYA BLE	6/28/2021	EASY GRAMMAR SYSTEMS	301344	OUTSTANDING			1,443.14
22255	108251	ACCOUNTS_PAYA BLE	6/28/2021	CITY OF HURON	300723	OUTSTANDING			384.69
22258	108252	ACCOUNTS_PAYA BLE	6/28/2021	TERMINAL SUPPLY COMPANY	20508	OUTSTANDING			46.28
22259	108253	ACCOUNTS_PAYA BLE	6/28/2021	TOM'S TROPHIES SHOP	302704	OUTSTANDING			546.00
22256	108254	ACCOUNTS_PAYA BLE	6/28/2021	WILSON LANGUAGE TRAINING	301983	OUTSTANDING			1,156.00
22265	108255	ACCOUNTS_PAYA BLE	6/29/2021	BOOKS A MILLION, INC	303463	OUTSTANDING			1,411.46
22264	108256	ACCOUNTS_PAYA BLE	6/29/2021	BUCKEYE BROADBAND, INC	303008	OUTSTANDING			86.57
22269	108257	ACCOUNTS_PAYA BLE	6/29/2021	CINTAS CORPORATION LOC. 318	3492	OUTSTANDING			31.93
22270	108258	ACCOUNTS_PAYA BLE	6/29/2021	CONSTRUCTION EQUIPMENT AND	4063	OUTSTANDING			520.00
22263	108259	ACCOUNTS_PAYA BLE	6/29/2021	DISCOVERY EDUCATION	302286	OUTSTANDING			1,249.00

Start Date: 06/01/2021

End Date: 06/30/2021

HURON CITY SCHOOL DISTRICT

Disbursement Summary Report

Reference Number	Check Number	Type	Date	Name	Vendor #	Status	Reconcile Date	Void Date	Amount
22267	108260	ACCOUNTS_PAYA BLE	6/29/2021	FREMONT FENCE & GUARD RAIL CO	303471	OUTSTANDING			\$ 73.92
22266	108261	ACCOUNTS_PAYA BLE	6/29/2021	LAW BROS AUTO BODY INC	12500	OUTSTANDING			212.99
22271	108262	ACCOUNTS_PAYA BLE	6/29/2021	NASCO	805088	OUTSTANDING			1,172.76
22268	108263	ACCOUNTS_PAYA BLE	6/29/2021	YALE CENTER FOR EMOTIONAL INTELLIGENCE	303470	OUTSTANDING			35,000.00
22272	108264	REFUND	6/29/2021	KIMBERLY CORDER	303472	OUTSTANDING			8.05
22273	108265	ACCOUNTS_PAYA BLE	6/30/2021	CHOP DROP LLC	303464	OUTSTANDING			1,500.00
22278	108266	ACCOUNTS_PAYA BLE	6/30/2021	BENNETT'S COMPUTERIZED	2464	OUTSTANDING			1,185.75
22274	108267	ACCOUNTS_PAYA BLE	6/30/2021	CHEMICAL SERVICE & SUPPLIES	3442	OUTSTANDING			479.20
22280	108268	ACCOUNTS_PAYA BLE	6/30/2021	EG'S PRESTIGE RENTALS	303455	OUTSTANDING			1,200.00
22275	108269	ACCOUNTS_PAYA BLE	6/30/2021	ERIE COUNTY	5014	OUTSTANDING			4,416.11
22276	108270	ACCOUNTS_PAYA BLE	6/30/2021	PARTY PLACE	302786	OUTSTANDING			13.99
22279	108271	ACCOUNTS_PAYA BLE	6/30/2021	STAPLES ADVANTAGE	19987	OUTSTANDING			304.95
22277	108272	ACCOUNTS_PAYA BLE	6/30/2021	THE MASTER TEACHER, INC	302906	OUTSTANDING			987.45
Grand Total									\$ 1,543,476.64

Huron City School District

Investment Portfolio

As of June 20, 2021

Star Ohio

Money Market

<u>Term</u>	<u>Amount</u>	<u>Interest</u>	<u>Interest Paid</u>	<u>Maturity</u>
n/a	\$2,273,342.58	0.10%	monthly	n/a

Star Ohio Plus

Money Market

<u>Term</u>	<u>Amount</u>	<u>Interest</u>	<u>Interest Paid</u>	<u>Maturity Date</u>
n/a	\$0.00		monthly	

Morgan Stanley

CD

<u>Term</u>	<u>Amount</u>	<u>Interest</u>	<u>Interest Paid</u>	<u>Maturity</u>
	\$0.00		monthly	

UBS

Fixed Income

<u>Term</u>	<u>Amount</u>	<u>Interest</u>	<u>Interest Paid</u>	<u>Maturity</u>
Varies	\$1,418,526.99	varies	monthly	varies

Fifth Third

Money Market

<u>Term</u>	<u>Amount</u>	<u>Interest</u>	<u>Interest Paid</u>	<u>Maturity</u>
n/a	\$698,265.81	0.10%	monthly	n/a

Total **\$4,390,135.38**



Huron City School District

Monthly Financial Report

Fiscal Year 2021 Revenue and Expenditure Activity Through June

Randy Drewyor
Treasurer/CFO



Table of Contents

FISCAL YEAR 2021 REVENUE AND EXPENDITURE ANALYSIS THROUGH JUNE	3
FISCAL YEAR 2021 MONTHLY REVENUE ANALYSIS - JUNE	4
FISCAL YEAR 2021 REVENUE ANALYSIS - JULY - JUNE	5
FISCAL YEAR 2021 MONTHLY EXPENDITURE ANALYSIS - JUNE	6
FISCAL YEAR 2021 EXPENDITURE ANALYSIS - JULY - JUNE	7

FISCAL YEAR 2021 REVENUE AND EXPENDITURE ANALYSIS THROUGH JUNE

1. ACTUAL COMPARED TO FORECAST VARIANCE AND NET FAVORABILITY ANALYSIS

CURRENT YEAR-TO-DATE
REVENUE COLLECTIONS
INDICATE A

\$105,414

FAVORABLE COMPARED TO
FORECAST

CURRENT YEAR-TO-DATE
EXPENDITURES INDICATE A

\$101,369

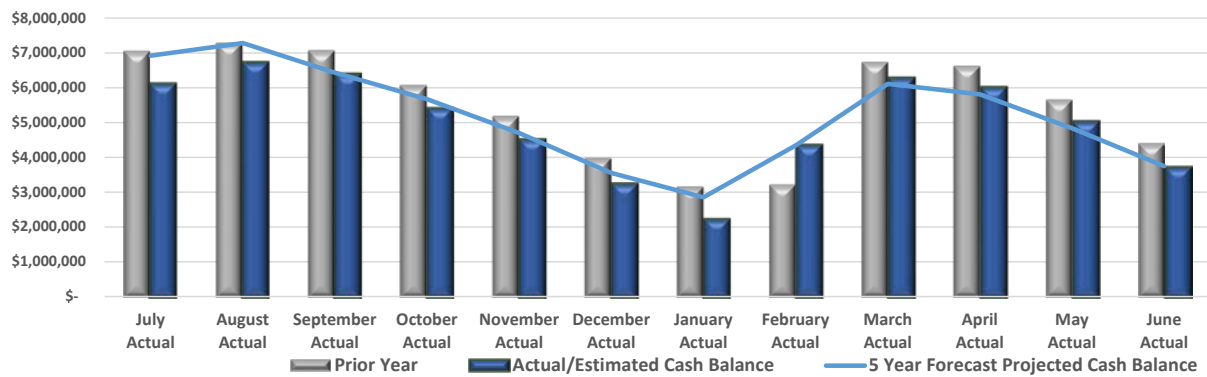
UNFAVORABLE COMPARED TO
FORECAST

POTENTIAL NET IMPACT
WOULD RESULT IN A

\$4,046

FAVORABLE IMPACT ON THE
CASH BALANCE

2. VARIANCE AND CASH BALANCE COMPARISON



JUNE CASH BALANCE IS

\$663,132

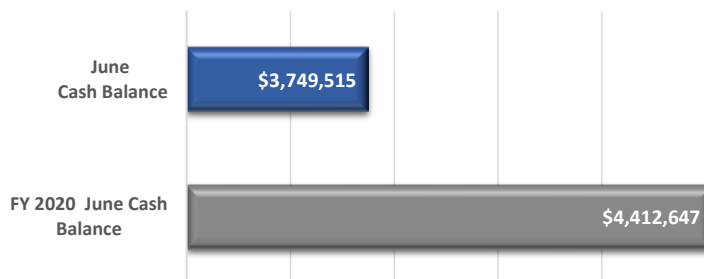
LESS THAN LAST JUNE

JUNE CASH BALANCE IS

\$4,046

MORE THAN THE FORECASTED
AMOUNT

3. FISCAL YEAR 2021 REVENUE SHORTFALL/SURPLUS ANALYSIS (BASED UPON ACTUAL/ESTIMATED VARIANCE)



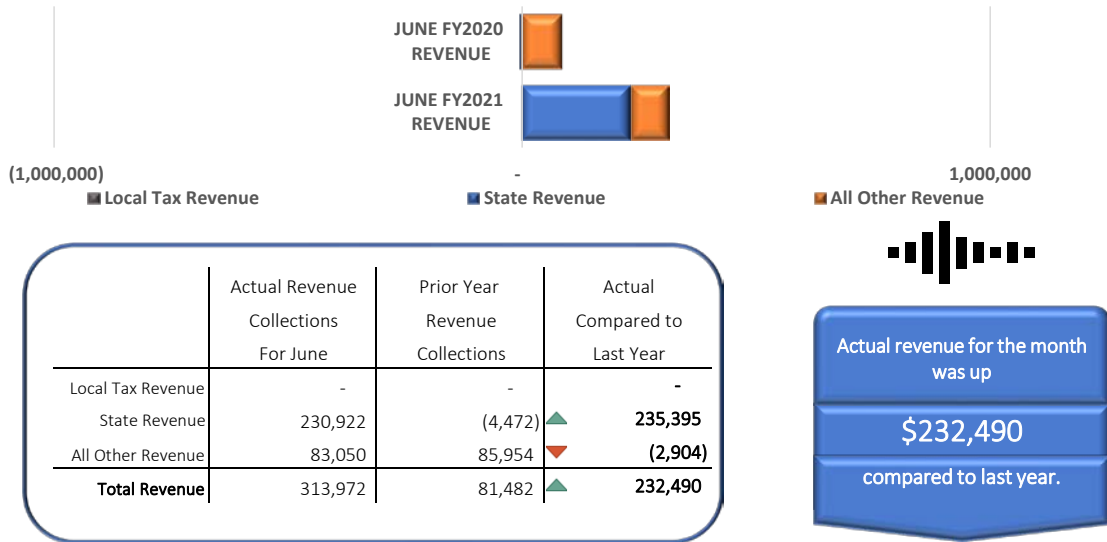
OPERATING DEFICIT OF

\$(663,132)

WILL DECREASE THE CASH BALANCE
BY THE END OF THE FISCAL YEAR

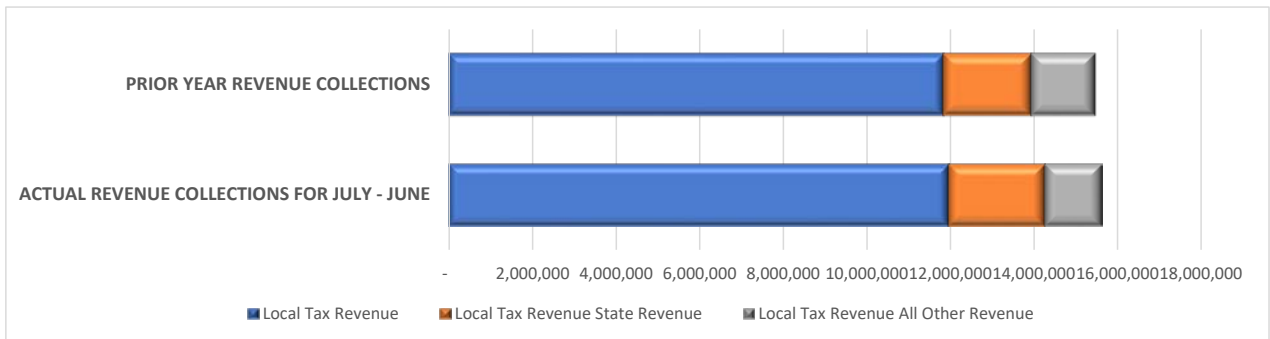
FISCAL YEAR 2021 MONTHLY REVENUE ANALYSIS - JUNE

1. JUNE REVENUE COLLECTIONS COMPARED TO PRIOR YEAR



The major change was that in FY20 the district had to "payback" the state foundation for over payment.

2. ACTUAL REVENUE RECEIVED THROUGH JUNE COMPARED TO THE PRIOR YEAR



	Actual Revenue Collections For July - June	Prior Year Revenue Collections For July - June	Current Year Compared to Last Year
Local Tax Revenue	11,952,309	11,831,881	120,428
State Revenue	2,306,263	2,109,351	196,912
All Other Revenue	1,377,980	1,527,752	(149,772)
Total Revenue	15,636,552	15,468,984	167,569

COMPARED TO THE SAME PERIOD, TOTAL REVENUES ARE

\$167,569

HIGHER THAN THE PREVIOUS YEAR

Local revenues were up due to being at the 20 mil floor; state revenue was up due to partial funding restoration; all revenues down driven by lower interest earnings

FISCAL YEAR 2021 REVENUE ANALYSIS - JULY - JUNE

3. POSSIBLE CASH FLOW VARIANCE FROM FORECAST DUE TO FYTD ACTUAL RESULTS

CURRENT YEAR-TO-DATE REVENUE
COLLECTIONS INDICATE A

\$105,414

FAVORABLE COMPARED TO FORECAST


	Forecast Annual Revenue Estimates	Cash Flow Actual/Estimated Calculated Annual Amount	Current Year Forecast Compared to Actual/Estimated
Local Tax Revenue	11,872,469	11,952,309	79,840
State Revenue	2,257,458	2,306,263	48,805
All Other Revenue	1,401,211	1,377,980	(23,231)
Total Revenue	15,531,138	15,636,552	105,414

The district's current cash flow, both actual and estimated indicate a favorable variance of \$105,414

4. REVENUE VARIANCE ANALYSIS OF POTENTIAL IMPACT

Results through June indicate that Fiscal Year 2021 actual/estimated revenue could total \$15,636,552, a favorable variance of \$105,414 compared to the annual forecast total revenue. This means the forecast cash balance could be improved.

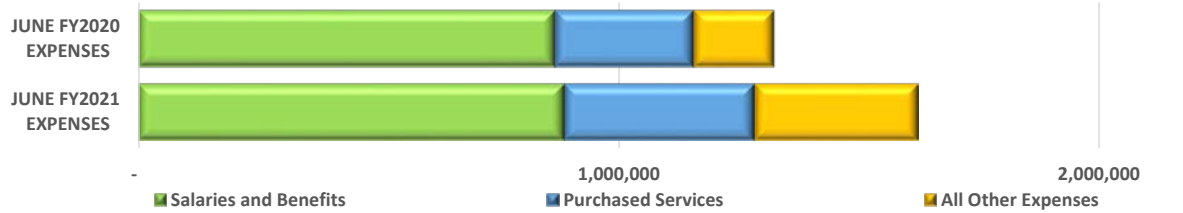
Comparison of 5 Year Forecast Total Revenue with Actual + Estimated Monthly Cash Flow



2021 5-Year Forecast Total Revenue July - June Actual Revenue Collected To-date plus Estimated Revenue Collections

FISCAL YEAR 2021 MONTHLY EXPENDITURE ANALYSIS - JUNE

1. JUNE EXPENDITURES COMPARED TO PRIOR YEAR

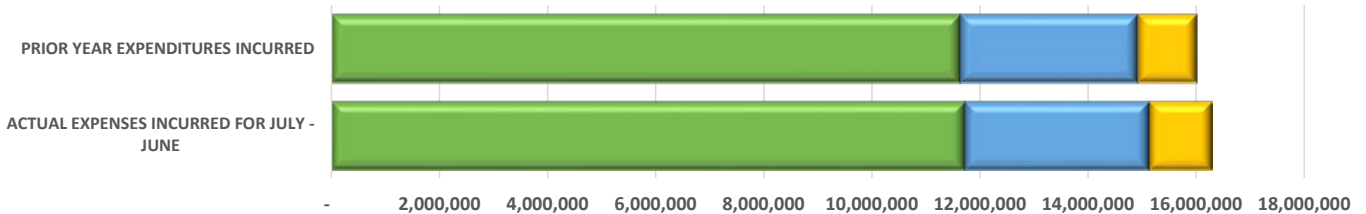


	Actual Expenses For June	Prior Year Expenditure Incurred		Actual Compared to Last Year
Salaries and Benefits	886,111	867,127	▲	18,984
Purchased Services	395,418	288,025	▲	107,393
All Other Expenses	340,276	167,284	▲	172,993
Total Expenditures	1,621,806	1,322,435	▲	299,371

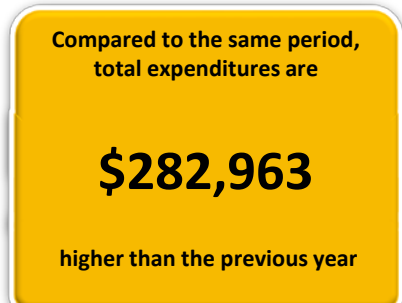


Main drivers included higher severance expenses, purchase of reimbursable services and other grant funded programs that will be reimbursed in July.

2. ACTUAL EXPENSES INCURRED THROUGH JUNE COMPARED TO THE PRIOR YEAR



	Actual Expenses For July - June	Prior Year Expenditures Incurred		Actual Compared to Last Year
Salaries and Benefits	11,716,039	11,629,099	▲	86,941
Purchased Services	3,412,670	3,287,949	▲	124,721
All Other Expenses	1,170,975	1,099,674	▲	71,302
Total Expenditures	16,299,685	16,016,721	▲	282,963



FISCAL YEAR 2021 EXPENDITURE ANALYSIS - JULY - JUNE

3. POSSIBLE CASH FLOW VARIANCE FROM FORECAST DUE TO FYTD ACTUAL RESULTS

**CURRENT YEAR-TO-DATE
EXPENDITURES INDICATE A**

\$101,369

**UNFAVORABLE COMPARED
TO FORECAST**

	Forecasted Annual Expenses	Cash Flow Actual/Estimated Calculated Annual Amount	Forecasted amount compared to Actual/Estimated
Salaries and Benefits	11,725,560	11,716,039	▼ (9,521)
Purchased Services	3,388,030	3,412,670	▲ 24,640
All Other Expenses	1,084,726	1,170,975	▲ 86,249
Total Expenditures	16,198,316	16,299,685	▲ 101,369

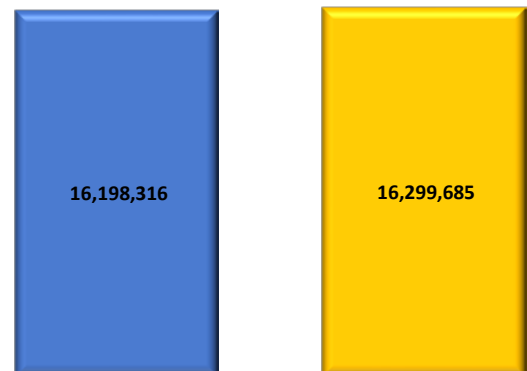
The district's current cash flow, both actual and estimated expenditures indicate a unfavorable variance of \$101,369.

This was driven by over \$246k in advances to grants that will be reimbursed in July.

4. EXPENDITURE VARIANCE ANALYSIS OF POTENTIAL IMPACT

Results through June indicate that Fiscal Year 2021 actual/estimated expenditures could total \$16,299,685 which has a unfavorable expenditure variance of \$101,369. This means the forecast cash balance could be reduced.

Comparison of 5 Year Forecast Total Expenditures with Actual + Estimated Monthly Cash Flow



2021 5-Year Forecast Total Expenditures July - June Actual Expended to-date plus Estimated Expenditures

**Fiscal Year 2020-2021
June 2021**

GENERAL FUND

HURON CITY SCHOOL DISTRICT

	Budget FY 20-21	Current Fiscal YTD	% of Total		Actual FY 19-20	Prior Fiscal YTD	% of Total	% CHANGE FY 21 TO FY 20
REVENUE								
Beginning Cash Balance		4,407,001				5,608,948		
Real Estate Taxes	9,955,466	9,830,215	98.7%		9,770,688	9,770,688	100.0%	0.6%
Public Utilities Personal Property	741,877	813,487	109.7%		698,646	698,646	100.0%	16.4%
Unrestricted State Aid	2,047,473	2,276,098	111.2%		2,081,551	2,081,551	100.0%	9.3%
Restricted State Aid	49,484	30,165	61.0%		27,800	27,800	100.0%	8.5%
Property Tax Allocation - Rollback & Homestead	1,354,871	1,301,945	96.1%		1,362,547	1,362,547	100.0%	
Tuition	978,593	976,505	99.8%		988,484	988,484	100.0%	-1.2%
Interest	95,542	9,762	10.2%		127,391	127,391	100.0%	-92.3%
All other	335,635	264,278	78.7%		338,630	338,630	100.0%	-22.0%
Total General Fund Revenue	15,558,941	15,502,455	99.6%		15,395,737	15,395,737	100.0%	0.7%

	Budget FY 20-21	Current Fiscal YTD	% of Total		Actual FY 19-20	Prior Fiscal YTD	% of Total	% CHANGE FY 21 TO FY 20
EXPENSES								
Salaries	8,588,073	8,457,859	98.5%		8,515,854	8,515,845	100.0%	-0.7%
Benefits	3,267,727	3,258,180	99.7%		3,113,224	3,113,242	100.0%	4.7%
Purchased Services	3,364,596	3,412,670	101.4%		3,287,950	3,287,949	100.0%	3.8%
Supplies	464,962	391,790	84.3%		433,289	433,287	100.0%	-9.6%
Capital Outlay	83,714	70,596	84.3%		80,906	80,905	100.0%	-12.7%
Notes & Interest	142,087	139,725	98.3%		142,087	142,087	100.0%	-1.7%
Other Expenses	317,450	264,021	83.2%		311,689	311,689	100.0%	-15.3%
Transfers Out	75,000	58,504	78.0%		100,000	100,000	100.0%	-41.5%
Total General Fund Expenses	16,303,609	16,053,346	98.5%		15,984,999	15,985,004	100.0%	0.4%

Net Cash Flow Fiscal Year to Date	(550,891)	(589,267)
Ending Cash Balance	3,856,110	5,019,680
Outstanding Purchase Orders	1,209,883	976,824
Unencumbered Cash Balance	2,646,227	4,042,856
True Days Cash	59	92
Estimated Cost Per Day	44,667	43,795





Huron City School District

Federal Programs Summary FY2021

Program Name:	Fund/SCC	Initial Allocation:	Total Revenues:	Total Expenses:	Cash Balance:	Encumbrances:	Remaining Balance:
Title I - Improving Basic Programs	572.9021	\$262,594.79	\$186,936.77	\$201,609.60	-\$14,672.83	\$5,584.12	\$55,401.07
Expanding Opportunities Grant	572.9121	\$4,507.94	\$4,060.00	\$4,060.00	\$0.00	\$0.00	\$447.94
Title IIA - Supporting Effective Instruction	590.9021	\$38,327.14	\$11,541.60	\$12,697.60	-\$1,156.00	\$10,018.50	\$15,611.04
Title IV - Student Support and Academic Enrichment	599.9021	\$23,125.00	\$10,550.52	\$11,337.75	-\$787.23	\$0.00	\$11,787.25
IDEA-B - Special Education	516.9021	\$302,407.87	\$242,902.25	\$263,937.34	-\$21,035.09	\$0.00	\$38,470.53
IDEA Early Childhood Special Education	587.9021	\$10,113.05	\$7,813.42	\$7,813.42	\$0.00	\$0.00	\$2,299.63
ESSER II	507.9023	\$710,335.21	\$76,902.50	\$98,537.31	-\$21,634.81	\$113,196.19	\$498,601.71
ESSER I	507.9021	\$193,663.50	\$136,648.21	\$141,866.46	-\$5,218.25	\$7,874.67	\$43,922.37
Student Wellness	467.9020	\$490,070.80	\$344,421.91	\$235,617.84	\$254,452.96	\$0.00	\$254,452.96
BroadbandOhio Connectivity	510.9121	\$40,290.00	\$38,903.36	\$38,903.36	\$0.00	\$0.00	\$1,386.64
State CARES	510.9021	\$60,976.03	\$60,976.03	\$60,976.03	\$0.00	\$0.00	\$0.00
Early Childhood Education - State	439.9021	\$64,000.00	\$64,000.00	\$64,000.00	\$0.00	\$0.00	\$0.00
Totals:		\$2,200,411.33	\$1,185,656.57	\$1,141,356.71	\$189,948.75	\$136,673.48	\$922,381.14

Activity through May 31, 2021