

# HURON CITY SCHOOL DISTRICT

## Treasurer's Report

*Betty Schwiefert, Interim Treasurer*



### Monthly Financial Report – September 2021

1. *Cash Reconciliation*
2. *Cash Summary – All Funds*
3. *Disbursement Summary*
4. *Investment Portfolio*
5. *Monthly Financial Report (narrative of cash flows)*
6. *General Fund Financial Report (spreadsheet and graphic)*
7. *Federal & State Grants*

Date: 10/11/2021  
Time: 12:49

HURON CITY SCHOOL DISTRICT  
Cash Reconciliation as of 09/30/2021

Page: 1

Gross Depository Balances:

Civista \$518,646.58  
Civista Credit Card Account \$8,872.48

Total Depository Balances (Gross) \$527,519.06

Adjustments to Bank Balance:

Cash in Transit to Bank \$0.00  
Outstanding Checks (\$137,487.22)  
Adjustments:

Total Adjustments to Bank Balance (\$137,487.22)

Investments:

Treasury Bonds and Notes \$0.00  
Certificate of Deposits \$0.00  
Other Securities \$0.00

Other Investments:

UBS Investments \$1,418,367.88  
5/3 Investments \$698,325.50  
STAR Ohio \$4,811,825.07

Total Investments \$6,928,518.45

Cash on Hand:

Petty Cash:  
Change Cash:  
Cash with Fiscal Agent \$0.00

Total Cash on Hand \$0.00

Total Balances \$7,318,550.29

Total Fund Balance \$7,318,550.29

Depository Clearance Accounts:

Total Clearance Account Balances \$0.00

  
\_\_\_\_\_  
Treasurer

Reporting Period: September 2021 (FY 2022)

10/11/21 12:59 PM

As Of Period: 09/30/2021

### HURON CITY SCHOOL DISTRICT Cash Summary Report

Full Account Code	Description	Initial Cash	MTD Received	YTD Received	MTD Expended	YTD Expended	Fund Balance	Encumbrance	Unreconciled Balance
001-0000	GENERAL FUND	\$ 3,683,838.09	\$ 239,221.60	\$ 6,387,081.33	\$ 1,226,368.32	\$ 3,956,004.98	\$ 6,114,914.44	\$ 2,801,768.43	\$ 3,313,146.01
001-9020	GENERAL	0.00	0.00	0.00	0.00	0.00	0.00	0.00	0.00
001-9194	BUS PURCHASE ALLOWANCE	53,368.84	0.00	0.00	0.00	0.00	53,368.84	53,368.84	0.00
002-9002	BOND RETIRE - HURON PUBLIC LIBRARY	305,446.79	2.81	120,099.88	0.50	1,773.43	423,773.24	285,073.75	138,699.49
003-9004	PERMANENT IMPROVEMENT FUND	234,292.27	4.24	220,030.92	35,317.18	75,043.40	379,279.79	332,327.85	46,951.94
006-0000	FOOD SERVICE FUND	150.95	1,660.71	67,084.75	66,928.45	183,394.26	(116,158.56)	99,557.77	(215,716.33)
006-9020	SANDI LUNCH FUND	12,522.46	0.00	0.00	0.00	0.00	12,522.46	0.00	12,522.46
007-9001	MEMORIAL SCHOLARSHIP FUND	48,385.60	0.00	750.00	1,000.00	29,384.55	19,751.05	1,500.00	18,251.05
007-9003	BOYS SOCCER SCHOLARSHIP	8,502.45	0.00	0.00	0.00	1,000.00	7,502.45	0.00	7,502.45
007-9004	FOOTBALL SCHOLARSHIPS	7,602.82	0.00	0.00	500.00	1,900.00	5,702.82	400.00	5,302.82
007-9005	SWIMMING SCHOLARSHIPS	1,351.89	0.00	0.00	0.00	1,000.00	351.89	0.00	351.89
007-9006	ADDISON AND OZELMA WILES SCHOLARSHIP FUND	2,230.98	0.00	0.00	0.00	0.00	2,230.98	0.00	2,230.98
007-9009	HURON STRONG - COVID-19 DONATIONS	113.17	0.00	0.00	0.00	0.00	113.17	0.00	113.17
007-9011	LEIDHEISER SCHOLARSHIP TRUST FUND	1,321.07	0.00	0.00	0.00	1,000.00	321.07	0.00	321.07
007-9015	THE POPPY MEMORIAL SCHLARSHIP FUND	6,678.00	0.00	0.00	0.00	2,000.00	4,678.00	0.00	4,678.00
007-9016	CROSS COUNTRY SCHOLARSHIP FUND	1,828.81	0.00	1,335.00	0.00	750.00	2,413.81	0.00	2,413.81
007-9017	TRACK SCHOLARSHIP FUND	2,000.00	0.00	0.00	0.00	2,000.00	0.00	0.00	0.00
007-9020	SCOTT KLAIBER MEMORIAL CROSS COUNTRY SCHOLARSHIP	6,582.00	50.00	150.00	0.00	2,000.00	4,732.00	1,000.00	3,732.00
007-9030	National Jr Honor Society Scholarship	0.00	0.00	0.00	0.00	0.00	0.00	0.00	0.00
007-9050	TIGER FUND GRANT	19,914.76	0.00	0.00	0.00	0.00	19,914.76	0.00	19,914.76
007-9051	WELLNESS INITIATIVE	13,212.64	0.00	0.00	305.44	305.44	12,907.20	0.00	12,907.20
007-9060	WOODLANDS EDUCATIONAL GARDEN	1,210.30	0.00	0.00	136.00	136.00	1,074.30	136.00	938.30
007-9070	HURON FALLEN SOLDIER MEMORIAL	1,171.24	0.00	0.00	0.00	0.00	1,171.24	0.00	1,171.24
007-9075	MC CORMICK FUND RAISING - DIAMOND JUBILEE	7,376.81	0.00	0.00	0.00	0.00	7,376.81	760.00	6,616.81
007-9090	SATANTA VONTHRON SCHOLARSHIP FUND	16,449.29	0.00	0.00	0.00	2,000.00	14,449.29	2,000.00	12,449.29
018-9002	HS BUILDING FUND	19,691.78	200.00	2,962.28	1,277.80	3,011.78	19,642.28	248.22	19,394.06
018-9003	MCCORMICK BUILDING FUND	9,874.66	0.00	0.00	0.00	0.00	9,874.66	0.00	9,874.66
018-9005	WOODLANDS BUILDING FUND	14,724.03	550.00	550.00	0.00	0.00	15,274.03	281.75	14,992.28
018-9006	WOODLANDS PLAYGROUND FUND	1.00	0.00	0.00	0.00	0.00	1.00	0.00	1.00

Reporting Period: September 2021 (FY 2022)

10/11/21 12:59 PM

As Of Period: 09/30/2021

### HURON CITY SCHOOL DISTRICT Cash Summary Report

Full Account Code	Description	Initial Cash	MFD Received	FYD Received	MFD Expended	FYD Expended	Fund Balance	Fund Balance	Unencumbered Balance
018-9007	SHAWNEE BUILDING FUND	\$ 5,815.23	\$ 0.00	\$ 0.00	\$ 0.00	\$ 0.00	\$ 5,815.23	\$ 1,465.00	\$ 4,350.23
019-9020	ERIE COUNTY MENTAL HEALTH BOARD GRANT	13.09	0.00	0.00	0.00	0.00	13.09	0.00	13.09
019-9021	OCCRA COVID PRESCHOOL GRANT	31.15	0.00	0.00	0.00	0.00	31.15	0.00	31.15
019-9116	OHIO SPACE GRANT	556.02	0.00	0.00	0.00	0.00	556.02	0.00	556.02
019-9219	ERIE COUNTY COMMUNITY FOUNDATION GRANT FY19	0.23	0.00	0.00	0.00	0.00	0.23	0.00	0.23
019-9221	MENTAL HEALTH GRANT COUNSELING PROGRAM	0.00	0.00	0.00	0.00	0.00	0.00	0.00	0.00
019-9319	ECCF SUMMER INTERN GRANT	0.80	0.00	0.00	0.00	0.00	0.80	0.00	0.80
022-0000	DISTRICT AGENCY FUND - PUBLIC LIBRARY	0.00	0.41	17,157.20	0.07	253.39	16,903.81	16,903.54	0.27
022-9016	STATE TOURNAMENT ACCOUNT	3,200.00	0.00	0.00	0.00	3,048.02	151.98	0.00	151.98
200-9021	CLASS OF 2021	3,263.28	0.00	0.00	0.00	3,012.78	250.50	0.00	250.50
200-9022	CLASS OF 2022	373.05	0.00	0.00	0.00	0.00	373.05	0.00	373.05
200-9023	CLASS OF 2023	0.00	0.00	0.00	0.00	0.00	0.00	0.00	0.00
200-9209	NATIONAL HONOR SOCIETY	4,494.62	0.00	0.00	0.00	385.00	4,109.62	0.00	4,109.62
200-9210	MCCORMICK NATIONAL HONOR SOCIETY	4,048.97	897.63	897.63	0.00	1,000.00	3,946.60	44.00	3,902.60
200-9211	HIGH SCHOOL YEARBOOK	9,576.24	130.00	585.00	0.00	0.00	10,161.24	3,000.00	7,161.24
200-9213	HIGH SCHOOL STUDENT COUNCIL	11,834.70	3,430.00	3,450.00	1,259.61	1,734.92	13,549.78	1,072.30	12,477.48
200-9214	TEEN LEADERSHIP CORPS	2,043.30	42.00	42.00	62.00	62.00	2,023.30	0.00	2,023.30
200-9216	HS SPEECH AND DEBATE	51.05	0.00	0.00	0.00	0.00	51.05	0.00	51.05
200-9220	MCCORMICK STUDENT COUNCIL	5,728.13	578.00	578.00	0.00	41.00	6,265.13	354.00	5,911.13
200-9221	HIGH SCHOOL - MODEL UN	0.00	4,950.00	4,950.00	0.00	0.00	4,950.00	0.00	4,950.00
200-9222	HIGH SCHOOL ART CLUB	1,302.39	0.00	0.00	0.00	0.00	1,302.39	0.00	1,302.39
200-9232	MCCORMICK YEARBOOK	1,504.56	0.00	0.00	1,083.00	1,083.00	421.56	0.00	421.56
200-9234	STEAM CONCESSIONS - MCCORMICK	592.26	0.00	0.00	0.00	0.00	592.26	0.00	592.26
200-9241	HIGH SCHOOL ACADEMIC CHALLENGE TEAM	1,192.59	0.00	0.00	250.00	250.00	942.59	0.00	942.59
300-0000	ATHLETICS - HURON CITY SCHOOLS	2,124.80	27,457.34	32,525.34	12,025.68	47,937.01	(13,286.87)	15,812.45	(29,099.32)
300-9020	HALL OF FAME BANQUET	127.67	1,225.00	1,225.00	491.03	491.03	861.64	3,425.00	(2,563.36)
300-9215	HURON VOCAL MUSIC PROGRAM	24,386.43	3,702.50	3,702.50	1,499.57	1,499.57	26,589.36	0.00	26,589.36
300-9220	BIDDY BOYS BASKETBALL	1,689.10	0.00	0.00	0.00	216.77	1,472.33	0.00	1,472.33
300-9221	BIDDY BASEBALL	184.10	0.00	0.00	0.00	0.00	184.10	0.00	184.10
300-9222	BIDDY BOYS GOLF	928.87	0.00	810.00	357.30	357.30	1,381.57	0.00	1,381.57
300-9223	BIDDY TRACK (BOYS AND GIRLS)	9,392.49	0.00	0.00	3,315.00	3,646.05	5,746.44	0.00	5,746.44

Reporting Period: September 2021 (FY 2022)

10/11/21 12:59 PM

As Of Period: 09/30/2021

**HURON CITY SCHOOL DISTRICT**  
**Cash Summary Report**

Full Account Code	Description	Initial Cash	MTD Received	YTD Received	MTD Expended	YTD Expended	Fund Balance	Encumbrance	Unencumbered Balance
300-9224	BIDDY BOYS SOCCER	\$ 8,208.02	\$ 320.00	\$ 8,792.00	\$ 57.02	\$ 6,777.02	\$ 10,223.00	\$ 3,942.98	\$ 6,280.02
300-9225	BIDDY CHEERLEADING	4,153.49	130.00	1,885.00	219.89	299.89	5,738.60	810.00	4,928.60
300-9226	BIDDY CROSS COUNTRY	23,719.34	100.00	10,594.65	4,391.86	6,656.86	27,657.13	3,365.50	24,291.63
300-9227	BIDDY FOOTBALL	12,189.63	0.00	12,806.75	2,827.00	5,497.00	19,499.38	3,773.00	15,726.38
300-9228	BIDDY GIRLS GOLF	1,383.97	0.00	0.00	87.00	447.85	936.12	0.00	936.12
300-9229	BIDDY GIRLS SOCCER	1,702.76	770.00	770.00	182.00	182.00	2,290.76	475.00	1,815.76
300-9230	BIDDY GIRLS BASKETBALL	6,494.78	0.00	0.00	0.00	162.00	6,332.78	1,000.00	5,332.78
300-9232	BIDDY GIRLS TENNIS	1,609.64	0.00	118.19	70.42	732.62	995.21	139.58	855.63
300-9233	BIDDY SOFTBALL	8,299.51	0.00	700.00	0.00	0.00	8,999.51	0.00	8,999.51
300-9234	BIDDY SWIMMING	957.03	0.00	0.00	0.00	0.00	957.03	0.00	957.03
300-9235	BIDDY VOLLEYBALL	13,710.55	639.75	899.75	4,242.50	6,498.90	8,111.40	5,727.10	2,384.30
300-9236	BIDDY WRESTLING	2,896.29	0.00	520.00	0.00	0.00	3,416.29	0.00	3,416.29
300-9237	BIDDY BOWLING TEAM	3,548.89	0.00	0.00	0.00	0.00	3,548.89	0.00	3,548.89
300-9238	BIDDY BOYS TENNIS	296.72	0.00	0.00	0.00	0.00	296.72	0.00	296.72
300-9250	BIDDY - OTHER SCHOOL ACTIVITIES	0.00	0.00	0.00	0.00	0.00	0.00	0.00	0.00
401-9221	ST PETER AUXILIARY FY20 - FY21	10,434.97	0.00	0.00	1,108.83	10,415.62	19.35	1,128.18	(1,108.83)
401-9223	ST PETER AUXILIARY FY20 - FY21	0.00	0.00	0.00	0.00	7,901.25	(7,901.25)	0.00	(7,901.25)
439-9022	PUBLIC SCHOOL PRESCHOOL GRANT FY22	0.00	4,872.74	4,872.74	4,872.74	4,872.74	0.00	0.00	0.00
451-9022	PUBLIC SCHOOLS CONNECTIVITY	0.00	0.00	0.00	0.00	0.00	0.00	0.00	0.00
467-9020	STUDENT WELLNESS & SUPPORT RESTRICTED FUNDS	254,452.96	0.00	0.00	38,231.48	84,092.89	170,360.07	143,469.52	26,890.55
499-9020	MISCELLANEOUS STATE GRANT FUND	3,485.40	0.00	0.00	0.00	1,729.04	1,756.36	0.00	1,756.36
499-9121	MISCELLANEOUS STATE GRANT FUND	0.00	16,450.37	16,450.37	0.00	0.00	16,450.37	16,450.37	0.00
507-9021	ESSER I	5,382.01	7,337.71	16,017.54	3,087.76	25,982.17	(4,582.62)	27,373.30	(31,955.92)
507-9023	ESSER II	121,251.07	95,388.68	132,409.78	80,761.79	252,385.85	1,275.00	178,415.85	(177,140.85)
516-9021	IDEA-B 2021 SPECIAL EDUCATION	0.00	13,023.35	59,505.72	(315.04)	59,505.72	0.00	0.00	0.00
516-9022	IDEA-B SPECIAL EDUCATION	0.00	0.00	0.00	25,386.17	34,789.69	(34,789.69)	21,612.50	(56,402.19)
572-9021	TITLE I 2021 IMPROVING BASIC PROGRAMS	5,115.18	12,966.45	48,110.55	0.00	53,225.73	0.00	0.00	0.00
572-9022	TITLE I IMPROVING BASIC PROGRAMS	0.00	0.00	0.00	26,161.31	26,161.31	(26,161.31)	0.00	(26,161.31)
587-9022	IDEA EARLY CHILDHOOD SPECIAL EDUCATION	0.00	0.00	0.00	8,121.78	8,121.78	(8,121.78)	0.00	(8,121.78)
590-9021	IMPROVING TEACHER QUALITY	6,300.00	0.00	7,456.00	0.00	13,756.00	0.00	0.00	0.00
590-9022	IMPROVING TEACHER QUALITY	0.00	0.00	0.00	0.00	1,300.00	(1,300.00)	1,100.00	(2,400.00)
599-9021	MISCELLANEOUS FED. GRANT	0.00	792.42	2,424.70	0.00	2,424.70	0.00	0.00	0.00

Reporting Period: September 2021 (FY 2022)  
As Of Period: 09/30/2021

10/11/21 12:59 PM

**HURON CITY SCHOOL DISTRICT**  
**Cash Summary Report**

Full Account Code	Description	Initial Cash	MFD Received	FYTD Received	MFD Expended	FYTD Expended	Fund Balance	Encumbrance	Unencumbered Balance
599-9022	FUND MISCELLANEOUS FED. GRANT FUND	\$ 0.00	\$ 0.00	\$ 0.00	\$ 0.00	\$ 0.00	\$ 0.00	\$ 0.00	\$ 0.00
<b>Grand Total</b>		<b>\$ 5,069,890.03</b>	<b>\$ 436,893.71</b>	<b>\$ 7,190,300.57</b>	<b>\$ 1,551,671.46</b>	<b>\$ 4,941,640.31</b>	<b>\$ 7,318,550.29</b>	<b>\$ 4,029,281.78</b>	<b>\$ 3,289,268.51</b>

Reporting Period: September 2021 (FY 2022)

10/4/21 2:04 PM

Start Date: 09/01/2021

End Date: 09/30/2021

### HURON CITY SCHOOL DISTRICT Disbursement Summary Report

Reference Number	Check Number	Type	Date	Name	Vendor #	Status	Reconcile Date	Void Date	Amount
22758	0	ACCOUNTS_PAYA BLE	9/13/2021	HURON EMPLOYEE INSURANCE	900009	VOID		9/22/2021	\$ 56,307.33
22760	682	ACCOUNTS_PAYA BLE	9/24/2021	SCHOOL EMPLOYEES RETIREMENT	900002	RECONCILED	9/30/2021		25,712.00
22755	6786	ACCOUNTS_PAYA BLE	9/1/2021	CAPITAL ONE PUBLIC FUNDING LLC	900039	RECONCILED	9/22/2021		5,880.43
22679	6787	ACCOUNTS_PAYA BLE	9/14/2021	GORDON FOOD SERVICE INC	900040	RECONCILED	9/21/2021		10,129.98
22814	6788	ACCOUNTS_PAYA BLE	9/9/2021	GORDON FOOD SERVICE INC	900040	RECONCILED	9/28/2021		3,690.03
22756	6789	ACCOUNTS_PAYA BLE	9/10/2021	OHIO SCHOOLS COUNCIL	900006	RECONCILED	9/22/2021		700.00
22757	6790	ACCOUNTS_PAYA BLE	9/13/2021	VISION SERVICE PLAN	900028	RECONCILED	9/22/2021		1,805.37
22762	6791	ACCOUNTS_PAYA BLE	9/22/2021	HURON EMPLOYEE INSURANCE	900009	RECONCILED	9/22/2021		146,323.82
22743	6792	ACCOUNTS_PAYA BLE	9/10/2021	HURON CITY SCHOOLS FOR MEDICAR	900011	RECONCILED	9/22/2021		4,685.80
22676	6793	PAYROLL	9/8/2021	HURON CITY SCHOOL DISTRICT		RECONCILED	9/22/2021		344,653.14
22752	6794	ACCOUNTS_PAYA BLE	9/21/2021	SCHOOL EMPLOYEES RETIREMENT	900023	RECONCILED	9/22/2021		30.46
22815	6795	ACCOUNTS_PAYA BLE	9/9/2021	GORDON FOOD SERVICE INC	900040	RECONCILED	9/28/2021		1,433.85
22821	6796	ACCOUNTS_PAYA BLE	9/23/2021	SCHOOL EMPLOYEES RETIREMENT	900023	RECONCILED	9/30/2021		14.14
22680	6797	PAYROLL	9/13/2021	HURON CITY SCHOOL DISTRICT		RECONCILED	9/22/2021		92,357.14
22751	6798	PAYROLL	9/21/2021	HURON CITY SCHOOL DISTRICT		RECONCILED	9/22/2021		343,749.78
22817	6799	ACCOUNTS_PAYA BLE	9/29/2021	GORDON FOOD SERVICE INC	900040	RECONCILED	9/30/2021		7,556.09
22761	6800	ACCOUNTS_PAYA BLE	9/22/2021	STATE TEACHERS RETIREMENT	19083	RECONCILED	9/22/2021		44,224.00
22759	6801	ACCOUNTS_PAYA BLE	9/24/2021	STATE TEACHERS RETIREMENT	900001	RECONCILED	9/24/2021		44,224.00
22819	6803	ACCOUNTS_PAYA BLE	9/30/2021	GORDON FOOD SERVICE INC	900040	RECONCILED	9/30/2021		8,785.45

Reporting Period: September 2021 (FY 2022)  
 Start Date: 09/01/2021  
 End Date: 09/30/2021

10/4/21 2:04 PM

**HURON CITY SCHOOL DISTRICT  
 Disbursement Summary Report**

Reference Number	Check Number	Type	Date	Name	Vendor #	Status	Reconcile Date	Void Date	Amount
22749	6804	ACCOUNTS_PAYA BLE	9/21/2021	DANA FANTOZZ- SKAVNAK	6169	RECONCILED	9/22/2021		\$ 20.16
22748	6805	ACCOUNTS_PAYA BLE	9/21/2021	STEVEN MYERS	13042	RECONCILED	9/22/2021		15.68
22745	6806	ACCOUNTS_PAYA BLE	9/21/2021	VICTORIA J MEADOWS	14002	RECONCILED	9/22/2021		13.44
22746	6807	ACCOUNTS_PAYA BLE	9/21/2021	HOLLY CHARVILLE	301038	RECONCILED	9/22/2021		38.72
22747	6808	ACCOUNTS_PAYA BLE	9/21/2021	DENNIS ANTONELLI	303062	RECONCILED	9/22/2021		25.48
22744	6809	ACCOUNTS_PAYA BLE	9/21/2021	RANDOLPH DREWYOR	303145	RECONCILED	9/22/2021		142.96
22750	6810	ACCOUNTS_PAYA BLE	9/21/2021	TYLER MEES	303406	RECONCILED	9/22/2021		8.96
22816	6811	ACCOUNTS_PAYA BLE	9/28/2021	AMERICAN FIDELITY ASSURANCE CO	900013	RECONCILED	9/28/2021		5,754.37
22820	6812	ACCOUNTS_PAYA BLE	9/30/2021	SCHOOL EMPLOYEES RETIREMENT	900023	RECONCILED	9/30/2021		39,465.42
22822	6813	ACCOUNTS_PAYA BLE	9/30/2021	SCHOOL EMPLOYEES RETIREMENT	900023	RECONCILED	9/30/2021		30.46
22648	108558	ACCOUNTS_PAYA BLE	9/2/2021	ACCURATE BUSINESS MACHINES	16678	RECONCILED	9/30/2021		2,995.00
22652	108559	ACCOUNTS_PAYA BLE	9/2/2021	REPUBLIC SERVICES #263	302029	RECONCILED	9/9/2021		4,077.42
22641	108560	ACCOUNTS_PAYA BLE	9/2/2021	AMERICAN HOME ELEVATOR CO INC	1314	RECONCILED	9/30/2021		450.00
22642	108561	ACCOUNTS_PAYA BLE	9/2/2021	BSN SPORTS, LLC	301544	RECONCILED	9/9/2021		2,028.70
22649	108562	ACCOUNTS_PAYA BLE	9/2/2021	BUG MAN	301275	RECONCILED	9/30/2021		1,450.00
22634	108563	ACCOUNTS_PAYA BLE	9/2/2021	CDW GOVERNMENT INC	3120	RECONCILED	9/30/2021		16,339.00
22639	108564	ACCOUNTS_PAYA BLE	9/2/2021	CENTURYLINK	302858	RECONCILED	9/9/2021		1,914.32
22630	108565	ACCOUNTS_PAYA BLE	9/2/2021	SCHOOL SPECIALTY /	3114	RECONCILED	9/30/2021		118.12
22673	108566	ACCOUNTS_PAYA BLE	9/2/2021	CLAY HIGH SCHOOL	3107	RECONCILED	9/30/2021		100.00
22669	108567	ACCOUNTS_PAYA BLE	9/2/2021	CRISIS PREVENTION INSTITUTE,	302772	RECONCILED	9/30/2021		150.00
22640	108568	ACCOUNTS_PAYA	9/2/2021	Educators	303397	OUTSTANDING			49,348.98



Reporting Period: September 2021 (FY 2022)  
 Start Date: 09/01/2021  
 End Date: 09/30/2021

10/4/21 2:04 PM

### HURON CITY SCHOOL DISTRICT Disbursement Summary Report

Reference Number	Check Number	Type	Date	Name	Vendor #	Status	Reconcile Date	Void Date	Amount
		BLE		Preferred Corporation					
22660	108569	ACCOUNTS_PAYA	9/2/2021	FLINN	6093	RECONCILED	9/30/2021		\$ 25.86
		BLE		SCIENTIFIC INC					
22646	108570	ACCOUNTS_PAYA	9/2/2021	FREMONT FENCE & GUARD RAIL CO	303471	RECONCILED	9/30/2021		6,755.00
		BLE							
22663	108571	ACCOUNTS_PAYA	9/2/2021	FRIENDS OFFICE	302682	RECONCILED	9/30/2021		439.42
		BLE							
22656	108572	ACCOUNTS_PAYA	9/2/2021	GALLOPADE INTERNATIONAL INC	303189	RECONCILED	9/30/2021		197.89
		BLE							
22662	108573	ACCOUNTS_PAYA	9/2/2021	GRAINGER	7061	RECONCILED	9/9/2021		675.98
		BLE							
22651	108574	ACCOUNTS_PAYA	9/2/2021	HPC	302162	RECONCILED	9/30/2021		875.00
		BLE							
22653	108575	ACCOUNTS_PAYA	9/2/2021	HURON PIZZA HOUSE	8299	RECONCILED	9/30/2021		191.86
		BLE							
22654	108576	ACCOUNTS_PAYA	9/2/2021	HURON, CITY OF	8039	RECONCILED	9/30/2021		20.73
		BLE							
22643	108577	ACCOUNTS_PAYA	9/2/2021	IRC TEAM SPORTS	300338	RECONCILED	9/30/2021		831.64
		BLE							
22635	108578	ACCOUNTS_PAYA	9/2/2021	KURTZ BROS	302867	RECONCILED	9/30/2021		1,105.96
		BLE							
22666	108579	ACCOUNTS_PAYA	9/2/2021	RACHEL KAUFMAN	301694	RECONCILED	9/9/2021		62.00
		BLE							
22637	108580	ACCOUNTS_PAYA	9/2/2021	LORIS PRINTING & PARTY CENTER	12387	RECONCILED	9/30/2021		335.71
		BLE							
22657	108581	ACCOUNTS_PAYA	9/2/2021	MUSIC IS ELEMENTARY	13347	RECONCILED	9/30/2021		57.95
		BLE							
22627	108582	ACCOUNTS_PAYA	9/2/2021	NORTH POINT EDUCATIONAL	5011	RECONCILED	9/30/2021		1,516.38
		BLE							
22644	108583	ACCOUNTS_PAYA	9/2/2021	NORWALK HIGH SCHOOL	14031	RECONCILED	9/30/2021		250.00
		BLE							
22671	108584	ACCOUNTS_PAYA	9/2/2021	OHIO ASSOCIATION OF	5066	RECONCILED	9/30/2021		100.00
		BLE							
22632	108585	ACCOUNTS_PAYA	9/2/2021	OSBA	15389	RECONCILED	9/30/2021		3,090.00
		BLE							
22658	108586	ACCOUNTS_PAYA	9/2/2021	OSUPPLIES	303186	RECONCILED	9/30/2021		2,268.25
		BLE							
22636	108587	ACCOUNTS_PAYA	9/2/2021	PERKINS HIGH SCHOOL/ATHLETIC	16054	RECONCILED	9/30/2021		150.00
		BLE							
22645	108588	ACCOUNTS_PAYA	9/2/2021	REALLY GOOD STUFF, LLC	18204	RECONCILED	9/9/2021		72.91
		BLE							
22667	108589	ACCOUNTS_PAYA	9/2/2021	SAN BAY COMPANY	19005	RECONCILED	9/30/2021		2,207.32
		BLE							
22659	108590	ACCOUNTS_PAYA	9/2/2021	SCHOOL	19910	RECONCILED	9/9/2021		98.98

Reporting Period: September 2021 (FY 2022)

10/4/21 2:04 PM

Start Date: 09/01/2021

End Date: 09/30/2021

**HURON CITY SCHOOL DISTRICT  
Disbursement Summary Report**

Reference Number	Check Number	Type	Date	Name	Vendor #	Status	Reconcile Date	Void Date	Amount
22664	108591	BLE ACCOUNTS_PAYA	9/2/2021	SPECIALTY INC SENECA EAST HS	302198	RECONCILED	9/30/2021		\$ 250.00
22665	108592	BLE ACCOUNTS_PAYA	9/2/2021	ATHLETIC DEPT SHIFFLER	19036	RECONCILED	9/30/2021		270.99
22668	108593	BLE ACCOUNTS_PAYA	9/2/2021	EQUIPMENT SALES INC	19145	RECONCILED	9/14/2021		4,200.00
22647	108594	BLE ACCOUNTS_PAYA	9/2/2021	ST MARY'S CENTRAL	302105	RECONCILED	9/30/2021		1,444.00
22629	108595	BLE ACCOUNTS_PAYA	9/2/2021	CATHOLIC TIERNEY	600014	RECONCILED	9/30/2021		1,265.35
22650	108596	BLE ACCOUNTS_PAYA	9/2/2021	BROTHERS, INC. TOFT DAIRY INC	20015	RECONCILED	9/30/2021		211.50
22670	108597	BLE ACCOUNTS_PAYA	9/2/2021	TORRENCE SOUND	303204	RECONCILED	9/30/2021		3,000.00
22661	108598	BLE ACCOUNTS_PAYA	9/2/2021	EQUIPMENT CO TYNKER	303478	RECONCILED	9/30/2021		400.00
22672	108599	BLE ACCOUNTS_PAYA	9/2/2021	THE UNIVERSITY OF MICHIGAN	303174	RECONCILED	9/30/2021		7,296.66
22638	108600	BLE ACCOUNTS_PAYA	9/2/2021	VINSON GROUP, LLC	300680	RECONCILED	9/30/2021		3,966.00
22628	108601	BLE ACCOUNTS_PAYA	9/2/2021	CARDMEMBER SERVICES	23058	RECONCILED	9/30/2021		39.00
22631	108602	BLE ACCOUNTS_PAYA	9/2/2021	WHITE HOUSE ARTESIAN	301983	RECONCILED	9/30/2021		331.67
22655	108603	BLE ACCOUNTS_PAYA	9/2/2021	SPRINGS WILSON	301408	RECONCILED	9/30/2021		2,400.00
22633	108604	BLE ACCOUNTS_PAYA	9/2/2021	LANGUAGE TRAINING	908088	VOID		9/2/2021	15,445.00
22674	108605	BLE ACCOUNTS_PAYA	9/2/2021	WINNING EDGE FUNDRAISING	3120	VOID		9/2/2021	25.00
22675	108606	BLE ACCOUNTS_PAYA	9/2/2021	PAYSCHOOLS CDW	908088	RECONCILED	9/30/2021		15,445.00
22677	108607	BLE ACCOUNTS_PAYA	9/13/2021	GOVERNMENT INC	300290	RECONCILED	9/21/2021		3,144.70
22678	108608	REFUND	9/14/2021	AMERICAN EXPRESS	303062	RECONCILED	9/30/2021		47.54
22711	108609	BLE ACCOUNTS_PAYA	9/17/2021	DENNIS ANTONELLI	303206	RECONCILED	9/30/2021		695.00
22724	108610	BLE ACCOUNTS_PAYA	9/17/2021	AMERICAN ENTERTAINMENT	301966	RECONCILED	9/30/2021		230.00
22736	108611	BLE ACCOUNTS_PAYA	9/17/2021	ASHLAND CITY SCHOOL	303488	RECONCILED	9/30/2021		110.00
				SARAH BAKER					

Reporting Period: September 2021 (FY 2022)

10/4/21 2:04 PM

Start Date: 09/01/2021

End Date: 09/30/2021

### HURON CITY SCHOOL DISTRICT Disbursement Summary Report

Reference Number	Check Number	Type	Date	Name	Vendor #	Status	Reconcile Date	Void Date	Amount
		BLE							
22735	108612	ACCOUNTS_PAYA	9/17/2021	BARNES	2004	RECONCILED	9/30/2021		\$ 136.00
		BLE		NURSERY INC					
22715	108613	ACCOUNTS_PAYA	9/17/2021	BAY AREA GAS	2529	RECONCILED	9/30/2021		3,525.24
		BLE		CONSORTIUM					
22687	108614	ACCOUNTS_PAYA	9/17/2021	BSN SPORTS, LLC	301544	RECONCILED	9/30/2021		2,391.50
		BLE							
22708	108615	ACCOUNTS_PAYA	9/17/2021	BUCKEYE	303008	RECONCILED	9/30/2021		86.23
		BLE		BROADBAND, INC					
22692	108616	ACCOUNTS_PAYA	9/17/2021	TELESYSTEM	301007	RECONCILED	9/23/2021		904.44
		BLE							
22705	108617	ACCOUNTS_PAYA	9/17/2021	CENTRAL	303486	RECONCILED	9/30/2021		2,012.10
		BLE		RESTAURANT					
				PRODUCTS					
22697	108618	ACCOUNTS_PAYA	9/17/2021	CINTAS	3492	RECONCILED	9/30/2021		68.29
		BLE		CORPORATION					
				LOC 318					
22732	108619	ACCOUNTS_PAYA	9/17/2021	COMDOC INC	302968	RECONCILED	9/23/2021		5,727.69
		BLE							
22702	108620	ACCOUNTS_PAYA	9/17/2021	COPCO	300347	OUTSTANDING			141.50
		BLE		EDUCATIONAL					
				PRODUCTS					
22690	108621	ACCOUNTS_PAYA	9/17/2021	EMATH	303198	RECONCILED	9/30/2021		150.00
		BLE		INSTRUCTION					
				INC					
22714	108622	ACCOUNTS_PAYA	9/17/2021	EDUCATIONAL	303213	RECONCILED	9/30/2021		10,512.00
		BLE		SERVICE CENTER					
				OF					
22683	108623	ACCOUNTS_PAYA	9/17/2021	FARNHAM	303465	RECONCILED	9/30/2021		1,661.00
		BLE		EQUIPMENT					
				COMPANY					
22712	108624	ACCOUNTS_PAYA	9/17/2021	FIRELANDS	6202	RECONCILED	9/30/2021		119.00
		BLE		CORPORATE					
				HEALTH CTR					
22716	108625	ACCOUNTS_PAYA	9/17/2021	FIRELANDS	13277	RECONCILED	9/30/2021		1,468.79
		BLE		MONTESSORI					
				ACADEMY					
22688	108626	ACCOUNTS_PAYA	9/17/2021	FIRELANDS	6045	RECONCILED	9/30/2021		1,083.60
		BLE		REGIONAL MED					
				CTR					
22706	108627	ACCOUNTS_PAYA	9/17/2021	FLINN	6093	RECONCILED	9/30/2021		105.19
		BLE		SCIENTIFIC INC					
22730	108628	ACCOUNTS_PAYA	9/17/2021	FRONTIER	302264	RECONCILED	9/30/2021		118.80
		BLE		COMMUNICATIO					
				NS					
22727	108629	ACCOUNTS_PAYA	9/17/2021	GILBERT	303242	RECONCILED	9/30/2021		175.00
		BLE		HEATING & AIR					
				CONDITIONING					

Reporting Period: September 2021 (FY 2022)

10/4/21 2:04 PM

Start Date: 09/01/2021

End Date: 09/30/2021

### HURON CITY SCHOOL DISTRICT Disbursement Summary Report

Reference Number	Check Number	Type	Date	Name	Vendor #	Status	Reconcile Date	Void Date	Amount
22737	108630	ACCOUNTS_PAYA BLE	9/17/2021	INC GILMOUR ACADEMY	302620	OUTSTANDING			\$ 250.00
22720	108631	ACCOUNTS_PAYA BLE	9/17/2021	JANET GIOFFRE	301846	OUTSTANDING			219.89
22682	108632	ACCOUNTS_PAYA BLE	9/17/2021	HAMMER- HUBER'S INC	302107	RECONCILED	9/30/2021		179.95
22703	108633	ACCOUNTS_PAYA BLE	9/17/2021	LITERACY RESOURCES, LLC	303483	RECONCILED	9/30/2021		237.57
22686	108634	ACCOUNTS_PAYA BLE	9/17/2021	HURON, CITY OF	8039	RECONCILED	9/30/2021		18,030.48
22701	108635	ACCOUNTS_PAYA BLE	9/17/2021	JIM'S PIZZA BOX II	10092	RECONCILED	9/30/2021		147.00
22698	108636	ACCOUNTS_PAYA BLE	9/17/2021	JOSTENS INC	10005	RECONCILED	9/28/2021		922.80
22710	108637	ACCOUNTS_PAYA BLE	9/17/2021	JOSTENS INC	300371	RECONCILED	9/28/2021		1,083.00
22700	108638	ACCOUNTS_PAYA BLE	9/17/2021	KENNEDY INSURANCE AGENCY	303481	RECONCILED	9/30/2021		4,120.00
22717	108639	ACCOUNTS_PAYA BLE	9/17/2021	LEARNING A-Z	302871	RECONCILED	9/30/2021		270.00
22694	108640	ACCOUNTS_PAYA BLE	9/17/2021	LORIS PRINTING & PARTY CENTER	12387	RECONCILED	9/30/2021		392.05
22733	108641	ACCOUNTS_PAYA BLE	9/17/2021	STEVEN G MAYES	303490	RECONCILED	9/30/2021		1,499.57
22726	108642	ACCOUNTS_PAYA BLE	9/17/2021	MEDCO SPORTS MEDICINE	302196	RECONCILED	9/30/2021		114.58
22728	108643	ACCOUNTS_PAYA BLE	9/17/2021	MILLCRAFT PAPER COMPANY	301752	RECONCILED	9/22/2021		3,192.75
22709	108644	ACCOUNTS_PAYA BLE	9/17/2021	NORTH POINT EDUCATIONAL	5011	RECONCILED	9/30/2021		6,430.00
22684	108645	ACCOUNTS_PAYA BLE	9/17/2021	NORWALK HIGH SCHOOL	14031	RECONCILED	9/30/2021		150.00
22691	108646	ACCOUNTS_PAYA BLE	9/17/2021	OHIO DEPARTMENT OF JOB AND	15398	RECONCILED	9/30/2021		86.00
22738	108647	ACCOUNTS_PAYA BLE	9/17/2021	OHIO EDISON COMPANY	15005	RECONCILED	9/30/2021		15,748.40
22695	108648	ACCOUNTS_PAYA BLE	9/17/2021	OHIO EDISON COMPANY	15004	RECONCILED	9/30/2021		1,472.44
22699	108649	ACCOUNTS_PAYA BLE	9/17/2021	RACHEL WIXEY AND ASSOCIATES LLC	302958	RECONCILED	9/30/2021		2,350.07
22719	108650	ACCOUNTS_PAYA BLE	9/17/2021	RIDDELL/ ALL AMERICAN SPORTS	1064	RECONCILED	9/30/2021		496.24
22734	108651	ACCOUNTS_PAYA	9/17/2021	SAN BAY	19005	RECONCILED	9/30/2021		223.00

Reporting Period: September 2021 (FY 2022)

10/4/21 2:04 PM

Start Date: 09/01/2021

End Date: 09/30/2021

### HURON CITY SCHOOL DISTRICT Disbursement Summary Report

Reference Number	Check Number	Type	Date	Name	Vendor #	Status	Reconcile Date	Void Date	Amount
22707	108652	BLE ACCOUNTS PAYA	9/17/2021	COMPANY SAVVAS LEARNING COMPANY, LLC	303333	RECONCILED	9/30/2021		\$ 600.21
22685	108653	BLE ACCOUNTS PAYA	9/17/2021	SCHOOL SPECIALTY INC	19910	RECONCILED	9/28/2021		3,411.11
22723	108654	BLE ACCOUNTS PAYA	9/17/2021	SHIFFLER EQUIPMENT SALES INC	19036	RECONCILED	9/30/2021		395.99
22696	108655	BLE ACCOUNTS PAYA	9/17/2021	SIMPLIFASTER INC	303454	RECONCILED	9/30/2021		3,315.00
22713	108656	BLE ACCOUNTS PAYA	9/17/2021	STAPLES ADVANTAGE	19987	RECONCILED	9/28/2021		113.17
22693	108657	BLE ACCOUNTS PAYA	9/17/2021	SUBWAY	19994	OUTSTANDING			280.00
22704	108658	BLE ACCOUNTS PAYA	9/17/2021	TEACHERS DISCOVERY	20505	RECONCILED	9/30/2021		84.96
22722	108659	BLE ACCOUNTS PAYA	9/17/2021	BREWER- GARRETT	302975	RECONCILED	9/28/2021		1,495.30
22718	108660	BLE ACCOUNTS PAYA	9/17/2021	THE SANDUSKY PAINT COMPANY INC	302937	RECONCILED	9/30/2021		210.00
22689	108661	BLE ACCOUNTS PAYA	9/17/2021	TIFFIN COLUMBIAN HIGH SCHOOL	20030	RECONCILED	9/30/2021		300.00
22681	108662	BLE ACCOUNTS PAYA	9/17/2021	TOFT DAIRY INC	600014	RECONCILED	9/30/2021		1,827.10
22725	108663	BLE ACCOUNTS PAYA	9/17/2021	USI Insurance Services National, Inc	303304	RECONCILED	9/30/2021		164.38
22729	108664	BLE ACCOUNTS PAYA	9/17/2021	VERIZON WIRELESS	22010	RECONCILED	9/28/2021		410.16
22721	108665	BLE ACCOUNTS PAYA	9/17/2021	WHITE HOUSE ARTESIAN SPRINGS	23058	RECONCILED	9/30/2021		18.00
22731	108666	BLE ACCOUNTS PAYA	9/17/2021	WORKS INTERNATIONAL	302199	RECONCILED	9/30/2021		3,705.00
22739	108667	BLE ACCOUNTS PAYA	9/17/2021	THE KREIMES CO., INC	302592	RECONCILED	9/30/2021		44,295.00
22740	108668	REFUND	9/21/2021	YALE CENTER FOR EMOTIONAL INTELLIGENCE	303470	OUTSTANDING			35,000.00
22741	108669	BLE ACCOUNTS PAYA	9/21/2021	DIANE OR JONATHAN PENWELL	302934	RECONCILED	9/30/2021		750.00
22742	108670	REFUND	9/21/2021	BOB SCHUH	303374	RECONCILED	9/30/2021		15.00
22753	108671	BLE ACCOUNTS PAYA	9/17/2021	SUNRISE COOPERATIVE	19664	RECONCILED	9/28/2021		2,534.16

Reporting Period: September 2021 (FY 2022)

10/4/21 2:04 PM

Start Date: 09/01/2021

End Date: 09/30/2021

### HURON CITY SCHOOL DISTRICT Disbursement Summary Report

Reference Number	Check Number	Type	Date	Name	Vendor #	Status	Reconcile Date	Yield Date	Amount
22754	108672	ACCOUNTS_PAYA BLE	9/21/2021	HURON CITY SCHOOLS FOR MEDICAR	900011	RECONCILED	9/30/2021		\$ 6,035.21
22771	108673	ACCOUNTS_PAYA BLE	9/22/2021	ANDERSONS AWARDS	301284	OUTSTANDING			21.04
22782	108674	ACCOUNTS_PAYA BLE	9/22/2021	BRICKER & ECKLER, LLP	423	RECONCILED	9/30/2021		2,145.60
22795	108675	ACCOUNTS_PAYA BLE	9/22/2021	CAPITOL ALUMINUM & GLASS CORP	3333	OUTSTANDING			70.00
22793	108676	ACCOUNTS_PAYA BLE	9/22/2021	CDW GOVERNMENT INC	3120	RECONCILED	9/30/2021		244.48
22766	108677	ACCOUNTS_PAYA BLE	9/22/2021	CHEMICAL SERVICE & SUPPLIES	3442	RECONCILED	9/30/2021		3,976.00
22777	108678	ACCOUNTS_PAYA BLE	9/22/2021	CINTAS CORPORATION LOC. 318	3492	RECONCILED	9/30/2021		60.82
22783	108679	ACCOUNTS_PAYA BLE	9/22/2021	COLUMBIA GAS OF OHIO	3249	RECONCILED	9/30/2021		996.91
22785	108680	ACCOUNTS_PAYA BLE	9/22/2021	CORNELL'S FOODS INC	8261	OUTSTANDING			2.99
22787	108681	ACCOUNTS_PAYA BLE	9/22/2021	DINSMORE AND SHOHL LLP	302526	RECONCILED	9/30/2021		300.00
22780	108682	ACCOUNTS_PAYA BLE	9/22/2021	EDMENTUM	300902	RECONCILED	9/30/2021		543.92
22770	108683	ACCOUNTS_PAYA BLE	9/22/2021	Educators Preferred Corporation	303397	OUTSTANDING			14,243.41
22791	108684	ACCOUNTS_PAYA BLE	9/22/2021	ESC OF LORAIN COUNTY	6035	RECONCILED	9/30/2021		724.46
22788	108685	ACCOUNTS_PAYA BLE	9/22/2021	EXAMWORKS	303491	RECONCILED	9/30/2021		1,275.00
22789	108686	ACCOUNTS_PAYA BLE	9/22/2021	FRANKLIN SANITATION LLC	6010	RECONCILED	9/30/2021		130.00
22775	108687	ACCOUNTS_PAYA BLE	9/22/2021	FRIENDS OFFICE	302682	RECONCILED	9/30/2021		2,532.70
22769	108688	ACCOUNTS_PAYA BLE	9/22/2021	GALION HIGH SCHOOL/ATHLETI C	7212	RECONCILED	9/30/2021		250.00
22776	108689	ACCOUNTS_PAYA BLE	9/22/2021	IRRIGATION CONSULTANTS	9124	RECONCILED	9/30/2021		943.94
22774	108690	ACCOUNTS_PAYA BLE	9/22/2021	KURTZ BROS	302867	RECONCILED	9/30/2021		563.42
22763	108691	ACCOUNTS_PAYA BLE	9/22/2021	PATRICIA JOHNSON	303492	RECONCILED	9/30/2021		181.45
22781	108692	ACCOUNTS_PAYA	9/22/2021	KIMBALL	1172	RECONCILED	9/30/2021		657.76

Reporting Period: September 2021 (FY 2022)

10/4/21 2:04 PM

Start Date: 09/01/2021

End Date: 09/30/2021

### HURON CITY SCHOOL DISTRICT Disbursement Summary Report

Reference Number	Check Number	Type	Date	Name	Vendor #	Status	Reconcile Date	Void Date	Amount
22764	108693	BLE ACCOUNTS PAYA	9/22/2021	MIDWEST LEARNING WITHOUT TEARS	300344	OUTSTANDING			\$ 358.22
22786	108694	BLE ACCOUNTS PAYA	9/22/2021	MARGARETTA HIGH SCHOOL/ATHLETI	13217	OUTSTANDING			205.00
22772	108695	BLE ACCOUNTS PAYA	9/22/2021	NORTH POINT EDUCATIONAL	5011	RECONCILED	9/30/2021		12,961.25
22798	108696	BLE ACCOUNTS PAYA	9/22/2021	OHIO SCHOOL BUS MECHANIC	15263	OUTSTANDING			185.00
22778	108697	BLE ACCOUNTS PAYA	9/22/2021	ORIENTAL TRADING CO INC	15403	RECONCILED	9/30/2021		143.57
22773	108698	BLE ACCOUNTS PAYA	9/22/2021	RACHEL WIXEY AND ASSOCIATES LLC	302958	RECONCILED	9/30/2021		1,076.07
22794	108699	BLE ACCOUNTS PAYA	9/22/2021	RIDDELL/ ALL AMERICAN SPORTS	1064	RECONCILED	9/30/2021		74.25
22767	108700	BLE ACCOUNTS PAYA	9/22/2021	SAN BAY COMPANY	19005	RECONCILED	9/30/2021		497.74
22796	108701	BLE ACCOUNTS PAYA	9/22/2021	AGNES M SCHAFFER	301988	RECONCILED	9/23/2021		59.08
22784	108702	BLE ACCOUNTS PAYA	9/22/2021	SCHOOL SPECIALTY INC	19910	RECONCILED	9/28/2021		407.46
22768	108703	BLE ACCOUNTS PAYA	9/22/2021	STAPLES ADVANTAGE	19987	RECONCILED	9/28/2021		123.78
22797	108704	BLE ACCOUNTS PAYA	9/22/2021	SUBURBAN SCHOOL TRANSPORTATIO N	302674	RECONCILED	9/30/2021		2,868.00
22779	108705	BLE ACCOUNTS PAYA	9/22/2021	TERRA COMMUNITY COLLEGE	302955	OUTSTANDING			1,500.00
22799	108706	BLE ACCOUNTS PAYA	9/22/2021	THE HABEGGER CORPORATION	303451	RECONCILED	9/30/2021		15,832.00
22792	108707	BLE ACCOUNTS PAYA	9/22/2021	THUNDERBIRD HILLS GOLF CLUB	20042	RECONCILED	9/30/2021		1,200.00
22765	108708	BLE ACCOUNTS PAYA	9/22/2021	TOFT DAIRY INC	600014	RECONCILED	9/30/2021		1,579.60
22790	108709	BLE ACCOUNTS PAYA	9/22/2021	TOM'S TROPHIES SHOP	302704	RECONCILED	9/30/2021		440.00
22800	108710	REFUND	9/23/2021	NANA AND PAPA'S KETTLE	303226	OUTSTANDING			50.00
22806	108711	BLE ACCOUNTS PAYA	9/24/2021	BRICKER & ECKLER, LLP	423	RECONCILED	9/30/2021		137.30
22802	108712	BLE ACCOUNTS PAYA	9/24/2021	COMDOC INC	302954	RECONCILED	9/30/2021		2,927.24

Reporting Period: September 2021 (FY 2022)

10/4/21 2:04 PM

Start Date: 09/01/2021

End Date: 09/30/2021

**HURON CITY SCHOOL DISTRICT  
Disbursement Summary Report**

Reference Number	Check Number	Type	Date	Name	Vendor #	Status	Reconcile Date	Void Date	Amount
22804	108713	ACCOUNTS_PAYA BLE	9/24/2021	DEMCO INC	4005	OUTSTANDING			\$ 217.46
22801	108714	ACCOUNTS_PAYA BLE	9/24/2021	IXL LEARNING	302514	OUTSTANDING			4,713.00
22811	108715	ACCOUNTS_PAYA BLE	9/24/2021	NORTH POINT	14132	RECONCILED	9/30/2021		19.88
22812	108716	ACCOUNTS_PAYA BLE	9/24/2021	NORTH POINT EDUCATIONAL	5011	RECONCILED	9/30/2021		876.00
22803	108717	ACCOUNTS_PAYA BLE	9/24/2021	OHSBCA	301417	OUTSTANDING			145.00
22810	108718	ACCOUNTS_PAYA BLE	9/24/2021	NCS PEARSON INC	301035	RECONCILED	9/28/2021		145.00
22808	108719	ACCOUNTS_PAYA BLE	9/24/2021	PROJECT LEAD THE WAY, INC	302740	OUTSTANDING			2,400.00
22805	108720	ACCOUNTS_PAYA BLE	9/24/2021	RIDDELL/ ALL AMERICAN SPORTS	1064	RECONCILED	9/30/2021		602.15
22807	108721	ACCOUNTS_PAYA BLE	9/24/2021	STAPLES ADVANTAGE	19987	RECONCILED	9/28/2021		125.33
22813	108722	ACCOUNTS_PAYA BLE	9/24/2021	SUNRISE COOPERATIVE	19664	RECONCILED	9/28/2021		1,042.84
22809	108723	ACCOUNTS_PAYA BLE	9/24/2021	VALLEY VIEW GOLF COURSE	302211	OUTSTANDING			87.00
22818	108724	ACCOUNTS_PAYA BLE	9/30/2021	SAM'S CLUB / SYCRONY BANK	19979	RECONCILED	9/30/2021		1,875.48
<b>Grand Total</b>									<b>\$ 1,625,996.76</b>



**Huron City School District**

**Investment Portfolio**

**As of September 30, 2021**

**Star Ohio**

Money Market

<u>Term</u>	<u>Amount</u>	<u>Interest</u>	<u>Interest Paid</u>	<u>Maturity</u>
n/a	\$4,811,825.07	0.08%	monthly	n/a

**UBS**

Fixed Income

<u>Term</u>	<u>Amount</u>	<u>Interest</u>	<u>Interest Paid</u>	<u>Maturity</u>
Varies	\$1,418,367.88	varies	monthly	varies

**Fifth Third**

Money Market

<u>Term</u>	<u>Amount</u>	<u>Interest</u>	<u>Interest Paid</u>	<u>Maturity</u>
n/a	\$698,325.50	varies	monthly	n/a

**Total**                    **\$6,928,518.45**



# Monthly Financial Report

Fiscal Year 2022 Revenue and Expenditure Activity Through September

# Table of Contents

FISCAL YEAR 2022 REVENUE AND EXPENDITURE ANALYSIS THROUGH SEPTEMBER	3
FISCAL YEAR 2022 MONTHLY REVENUE ANALYSIS - SEPTEMBER	4
FISCAL YEAR 2022 REVENUE ANALYSIS - JULY - SEPTEMBER	5
FISCAL YEAR 2022 MONTHLY EXPENDITURE ANALYSIS - SEPTEMBER	6
FISCAL YEAR 2022 EXPENDITURE ANALYSIS - JULY - SEPTEMBER	7

# FISCAL YEAR 2022 REVENUE AND EXPENDITURE ANALYSIS THROUGH

## 1. ACTUAL COMPARED TO FORECAST VARIANCE AND NET FAVORABILITY ANALYSIS

CURRENT YEAR-TO-DATE  
REVENUE COLLECTIONS  
INDICATE A

**\$129,311**

FAVORABLE COMPARED TO  
FORECAST

CURRENT YEAR-TO-DATE  
EXPENDITURES INDICATE A

**\$253,219**

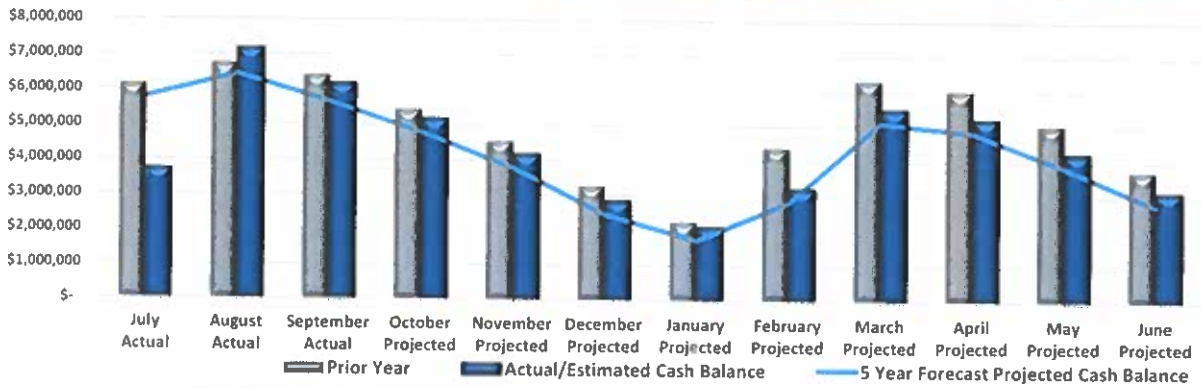
FAVORABLE COMPARED TO  
FORECAST

POTENTIAL NET IMPACT  
WOULD RESULT IN A

**\$382,529**

FAVORABLE IMPACT ON THE  
CASH BALANCE

## 2. VARIANCE AND CASH BALANCE COMPARISON



SEPTEMBER CASH BALANCE IS

**\$235,848**

LESS THAN LAST SEPTEMBER

SEPTEMBER CASH BALANCE IS

**\$382,529**

MORE THAN THE FORECASTED  
AMOUNT

## 3. FISCAL YEAR 2022 REVENUE SHORTFALL/SURPLUS ANALYSIS (BASED UPON ACTUAL/ESTIMATED VARIANCE)



OPERATING DEFICIT OF

**\$(594,333)**

WILL DECREASE THE CASH BALANCE  
BY THE END OF THE FISCAL YEAR

# FISCAL YEAR 2022 MONTHLY REVENUE ANALYSIS - SEPTEMBER

## 1. SEPTEMBER REVENUE COLLECTIONS COMPARED TO PRIOR YEAR



	Actual Revenue Collections For September	Prior Year Revenue Collections	Actual Compared to Last Year
Local Taxes/Reimbursements	114	648,613	▼ (648,499)
State Revenue	167,483	167,733	▼ (249)
All Other Revenue	71,895	131,452	▼ (59,557)
<b>Total Revenue</b>	<b>239,493</b>	<b>947,798</b>	<b>▼ (708,305)</b>

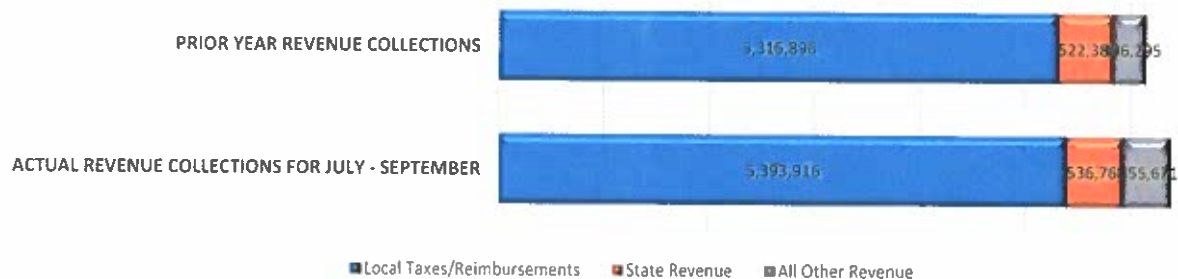
1,000,000

Actual revenue for the month was down

**\$708,305**

compared to last year.

## 2. ACTUAL REVENUE RECEIVED THROUGH SEPTEMBER COMPARED TO THE PRIOR YEAR



	Actual Revenue Collections For July - September	Prior Year Revenue Collections For July - September	Current Year Compared to Last Year
Local Taxes/Reimbursements	5,393,916	5,315,896	▲ 78,020
State Revenue	536,768	522,386	▲ 14,382
All Other Revenue	455,671	306,295	▲ 149,376
<b>Total Revenue</b>	<b>6,386,355</b>	<b>6,144,577</b>	<b>▲ 241,778</b>

COMPARED TO THE SAME PERIOD, TOTAL REVENUES ARE

**\$241,778**

HIGHER THAN THE PREVIOUS YEAR

## FISCAL YEAR 2022 REVENUE ANALYSIS - JULY - SEPTEMBER

### 3. POSSIBLE CASH FLOW VARIANCE FROM FORECAST DUE TO FYTD ACTUAL RESULTS

CURRENT YEAR-TO-DATE REVENUE  
COLLECTIONS INDICATE A

**\$129,311**

FAVORABLE COMPARED TO FORECAST

	Forecast Annual Revenue Estimates	Cash Flow Actual/Estimated Calculated Annual Amount	Current Year Forecast Compared to Actual/Estimated
Loc. Taxes/Reimbur.	12,136,888	12,153,184	16,296
State Revenue	2,326,799	2,282,185	(44,614)
All Other Revenue	1,318,232	1,475,862	157,630
Total Revenue	15,781,919	15,911,230	129,311

The district's current cash flow, both actual and estimated indicate a favorable variance of \$129,311

### 4. REVENUE VARIANCE ANALYSIS OF POTENTIAL IMPACT

Results through September indicate that Fiscal Year 2022 actual/estimated revenue could total \$15,911,230, a favorable variance of \$129,311 compared to the annual forecast total revenue. This means the forecast cash balance could be improved.

#### Comparison of 5 Year Forecast Total Revenue with Actual + Estimated Monthly Cash Flow



2022 5-Year Forecast Total Revenue

July - September Actual Revenue  
Collected To-date plus October -  
June Estimated Revenue Collections

# FISCAL YEAR 2022 MONTHLY EXPENDITURE ANALYSIS - SEPTEMBER

## 1. SEPTEMBER EXPENDITURES COMPARED TO PRIOR YEAR



	Actual Expenses For September	Prior Year Expenditure Incurred	Actual Compared to Last Year
Salaries and Benefits	1,016,321	985,180	▲ 31,141
Purchased Services	146,986	239,932	▼ (92,946)
All Other Expenses	63,064	55,610	▲ 7,454
<b>Total Expenditures</b>	<b>1,226,371</b>	<b>1,280,722</b>	<b>▼ (54,351)</b>

Actual expenses for the month was down

**\$54,351**

compared to last year.



## 2. ACTUAL EXPENSES INCURRED THROUGH SEPTEMBER COMPARED TO THE PRIOR YEAR




	Actual Expenses For July - September	Prior Year Expenditures Incurred	Actual Compared to Last Year
Salaries and Benefits	3,148,805	3,230,406	▼ (81,601)
Purchased Services	485,807	622,790	▼ (136,983)
All Other Expenses	321,396	294,979	▲ 26,416
<b>Total Expenditures</b>	<b>3,956,008</b>	<b>4,148,176</b>	<b>▼ (192,168)</b>

Compared to the same period, total expenditures are

**\$192,168**

lower than the previous year



# FISCAL YEAR 2022 EXPENDITURE ANALYSIS - JULY - SEPTEMBER

## 3. POSSIBLE CASH FLOW VARIANCE FROM FORECAST DUE TO FYTD ACTUAL RESULTS

**CURRENT YEAR-TO-DATE EXPENDITURES INDICATE A**

**\$253,219**

**FAVORABLE COMPARED TO FORECAST**


	Forecasted Annual Expenses	Cash Flow Actual/Estimated Calculated Annual Amount	Forecasted amount compared to Actual/Estimated
Salaries and Benefits	12,097,613	11,962,165	▼ (135,448)
Purchased Services	3,504,066	3,458,884	▼ (45,182)
All Other Expenses	1,157,103	1,084,514	▼ (72,589)
<b>Total Expenditures</b>	<b>16,758,781</b>	<b>16,505,563</b>	<b>▼ (253,219)</b>

The district's current cash flow, both actual and estimated expenditures indicate a favorable variance of \$253,219.

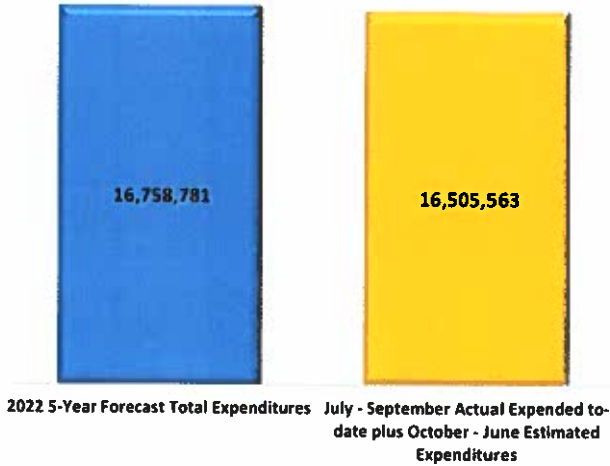


## 4. EXPENDITURE VARIANCE ANALYSIS OF POTENTIAL IMPACT

Results through September indicate that Fiscal Year 2022 actual/estimated expenditures could total \$16,505,563 which has a favorable expenditure variance of \$253,219. This means the forecast cash balance could be improved.



Comparison of 5 Year Forecast Total Expenditures with Actual + Estimated Monthly Cash Flow





**Fiscal Year 2021-22**

**September 2021**

**GENERAL FUND**

**HURON CITY SCHOOL DISTRICT**

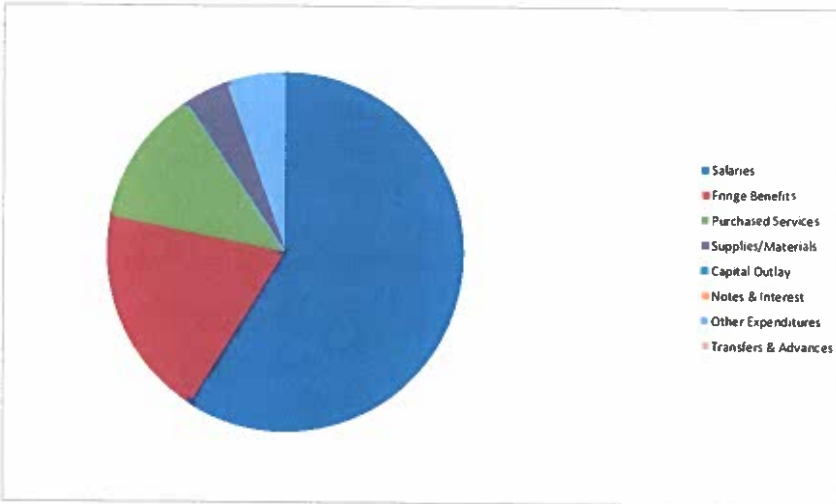
	Budget FY 21-22	Current Fiscal YTD	% of Total	Actual FY 20-21	Prior Fiscal YTD	% of Total	% CHANGE FY 21 TO FY 22
<b>REVENUE</b>							
Beginning Cash Balance		3,683,838			4,353,632		
Real Estate Taxes	10,003,357	4,330,840	43.3%	9,830,215	4,301,365	43.8%	0.7%
Public Utilities Personal Property	826,732	410,236	49.6%	813,487	366,003	45.0%	12.1%
Unrestricted State Aid	2,282,279	529,227	23.2%	2,276,098	514,845	22.6%	2.8%
Restricted State Aid	30,042	7,542	25.1%	30,165	7,541	25.0%	0.0%
Property Tax Allocation - Rollback & Homestead	1,306,799	652,840	50.0%	1,301,945	648,528	49.8%	
Tuition	885,187	129,109	14.6%	976,505	199,574	20.4%	-35.3%
Interest	43,325	(390)	-0.9%	9,762	4,564	46.8%	-108.5%
All other	321,298	327,678	102.0%	264,278	102,158	38.7%	220.8%
<b>Total General Fund Revenue</b>	<b>15,699,019</b>	<b>6,387,082</b>	<b>40.7%</b>	<b>15,502,455</b>	<b>6,144,577</b>	<b>39.6%</b>	<b>3.9%</b>

	Budget FY 21-22	Current Fiscal YTD	% of Total	Actual FY 20-21	Prior Fiscal YTD	% of Total	% CHANGE FY 21 TO FY 22
<b>EXPENSES</b>							
Salaries	8,623,036	2,290,403	26.6%	8,457,859	2,372,040	28.0%	-3.4%
Benefits	3,474,577	858,400	24.7%	3,258,180	858,366	26.3%	0.0%
Purchased Services	3,504,066	485,807	13.9%	3,412,670	622,790	18.2%	-22.0%
Supplies	427,359	159,292	37.3%	391,790	149,861	38.3%	6.3%
Capital Outlay	147,227	6,864	4.7%	70,596	20,746	29.4%	-66.9%
Notes & Interest	142,229	0	0.0%	139,725	0	0.0%	0.0%
Other Expenses	315,289	155,240	49.2%	264,021	124,372	47.1%	24.8%
Transfers Out	75,000	0	0.0%	58,504	0	0.0%	0.0%
<b>Total General Fund Expenses</b>	<b>16,708,783</b>	<b>3,956,006</b>	<b>23.7%</b>	<b>16,053,345</b>	<b>4,148,176</b>	<b>25.8%</b>	<b>-4.6%</b>

Net Cash Flow Fiscal Year to Date	2,431,076	1,996,401
Ending Cash Balance	6,114,914	6,350,033
Outstanding Purchase Orders	2,801,768	2,536,624
Unencumbered Cash Balance	3,313,146	3,813,409
True Days Cash	72	87
Estimated Cost Per Day	45,777	43,982



EXPENSE ITEM	FISCAL YTD
Salaries	\$1,607,110
Fringe Benefits	\$525,374
Purchased Services	\$338,821
Supplies/Materials	\$107,779
Capital Outlay	\$52
Notes & Interest	\$0
Other Expenditures	\$150,501
Transfers & Advances	\$0
<b>Total Expenditures</b>	<b>\$2,729,637</b>



Huron City School District

Federal Programs Summary  
FY2022



<u>Program Name:</u>	<u>Fund/SCC</u>	<u>Initial Allocation:</u>	<u>Total Revenues:</u>	<u>Total Expenses:</u>	<u>Cash Balance:</u>	<u>Encumbrances:</u>	<u>Remaining Balance:</u>
<b>Title I - Improving Basic Programs</b>	572.9022	\$246,314.37	\$0.00	\$26,161.31	-\$26,161.31	\$0.00	\$220,153.06
<b>Title IIA - Supporting Effective Instruction</b>	590.9022	\$3,579.84	\$0.00	\$1,300.00	-\$1,300.00	\$1,100.00	\$1,179.84
<b>Title IV - Student Support and Academic Enrichment</b>	599.9022	\$10,845.17	\$0.00	\$0.00	\$0.00	\$0.00	\$10,845.17
<b>IDEA-B - Special Education</b>	516.9022	\$307,562.54	\$0.00	\$34,789.69	-\$34,789.69	\$21,612.50	\$251,160.35
<b>IDEA Early Childhood Special Education</b>	587.9022	\$9,135.44	\$0.00	\$8,121.78	-\$8,121.78	\$0.00	\$1,013.66
<b>ESSER</b>	507.9021	\$193,663.50	\$162,138.19	\$166,720.81	-\$4,582.62	\$27,373.30	-\$430.61
<b>ESSER II</b>	507.9023	\$710,335.21	\$350,004.41	\$348,729.41	\$1,275.00	\$178,415.85	\$183,189.95
<b>Student Wellness</b>	467.9020	\$490,070.80	\$344,421.91	\$319,710.73	\$170,360.07	\$143,469.52	\$26,890.55
<b>Early Childhood Education - State</b>	439.9022	\$64,000.00	\$4,872.74	\$4,872.74	\$0.00	\$0.00	\$59,127.26
<b>Totals:</b>		\$2,035,506.87	\$861,437.25	\$910,406.47	\$96,679.67	\$371,971.17	\$753,129.23

Activities through September 30, 2021