

HURON CITY SCHOOL DISTRICT

Treasurer's Report

Betty Schwiefert, Interim Treasurer



Monthly Financial Report – October 2021

1. *Cash Reconciliation*
2. *Cash Summary – All Funds*
3. *Disbursement Summary*
4. *Investment Portfolio*
5. *Monthly Financial Report (narrative of cash flows)*
6. *General Fund Financial Report (spreadsheet and graphic)*
7. *Federal & State Grants*

Date: 11/01/2021
Time: 09:50

HURON CITY SCHOOL DISTRICT
Cash Reconciliation as of 10/31/2021

Gross Depository Balances:

Civista	\$923,481.43	
Civista Credit Card Account	\$6,697.36	

Total Depository Balances (Gross) \$930,178.79

Adjustments to Bank Balance:

Cash in Transit to Bank	\$0.00	
Outstanding Checks	(\$238,860.66)	
Adjustments:		

Total Adjustments to Bank Balance (\$238,860.66)

Investments:

Treasury Bonds and Notes	\$0.00	
Certificate of Deposits	\$0.00	
Other Securities	\$0.00	
Other Investments:		
UBS Investments	\$1,417,365.60	
5/3 Investments	\$698,339.86	
STAR Ohio	\$3,374,661.74	

Total Investments \$5,490,367.20

Cash on Hand:

Petty Cash:		
Change Cash:		
Cash with Fiscal Agent	\$0.00	


Total Cash on Hand \$0.00

Total Balances \$6,181,685.33

Total Fund Balance \$6,181,685.33

Depository Clearance Accounts:

Total Clearance Account Balances \$0.00



Treasurer

**HURON CITY SCHOOL DISTRICT
Cash Summary Report**

Full Account Code	Description	Initial Cash	MTD Received	YTD Received	MTD Expended	YTD Expended	Fund Balance	Compliance	Unencumbered Balance
001-0000	GENERAL FUND	\$ 3,683,838.09	\$ 324,600.38	\$ 6,711,681.71	\$ 1,351,470.75	\$ 5,307,475.73	\$ 5,088,044.07	\$ 2,432,964.35	\$ 2,655,079.72
001-9020	GENERAL	0.00	0.00	0.00	0.00	0.00	0.00	0.00	0.00
001-9194	BUS PURCHASE ALLOWANCE	53,368.84	0.00	0.00	0.00	0.00	53,368.84	0.00	53,368.84
002-9002	BOND RETIRE - HURON PUBLIC LIBRARY	305,446.79	1.98	120,101.86	0.00	1,773.43	423,775.22	285,073.75	138,701.47
003-9004	PERMANENT IMPROVEMENT FUND	234,292.27	3.00	220,033.92	75,042.06	150,085.46	304,240.73	318,454.63	(14,213.90)
006-0000	FOOD SERVICE FUND	150.95	89,542.46	156,627.21	67,352.09	250,746.35	(93,968.19)	61,718.86	(155,687.05)
006-9020	SANDI LUNCH FUND	12,522.46	0.00	0.00	0.00	0.00	12,522.46	0.00	12,522.46
007-9001	MEMORIAL SCHOLARSHIP FUND	48,385.60	250.00	1,000.00	0.00	29,384.55	20,001.05	1,500.00	18,501.05
007-9003	BOYS SOCCER SCHOLARSHIP	8,502.45	0.00	0.00	0.00	1,000.00	7,502.45	0.00	7,502.45
007-9004	FOOTBALL SCHOLARSHIPS	7,602.82	0.00	0.00	0.00	1,900.00	5,702.82	400.00	5,302.82
007-9005	SWIMMING SCHOLARSHIPS	1,351.89	0.00	0.00	0.00	1,000.00	351.89	0.00	351.89
007-9006	ADDISON AND OZELMA WILES SCHOLARSHIP FUND	2,230.98	0.00	0.00	0.00	0.00	2,230.98	0.00	2,230.98
007-9009	HURON STRONG - COVID-19 DONATIONS	113.17	0.00	0.00	0.00	0.00	113.17	0.00	113.17
007-9011	LEIDHEISER SCHOLARSHIP TRUST FUND	1,321.07	0.00	0.00	0.00	1,000.00	321.07	0.00	321.07
007-9015	THE POPPY MEMORIAL SCHLARSHIP FUND	6,678.00	0.00	0.00	0.00	2,000.00	4,678.00	0.00	4,678.00
007-9016	CROSS COUNTRY SCHOLARSHIP FUND	1,828.81	0.00	1,335.00	0.00	750.00	2,413.81	0.00	2,413.81
007-9017	TRACK SCHOLARSHIP FUND	2,000.00	0.00	0.00	0.00	2,000.00	0.00	0.00	0.00
007-9020	SCOTT KLAIBER MEMORIAL CROSS COUNTRY SCHOLARSHIP	6,582.00	0.00	150.00	0.00	2,000.00	4,732.00	1,000.00	3,732.00
007-9030	National Jr Honor Society Scholarship	0.00	0.00	0.00	0.00	0.00	0.00	0.00	0.00
007-9050	TIGER FUND GRANT	19,914.76	0.00	0.00	0.00	0.00	19,914.76	0.00	19,914.76
007-9051	WELLNESS INITIATIVE	13,212.64	4,680.00	4,680.00	268.00	573.44	17,319.20	0.00	17,319.20
007-9060	WOODLANDS EDUCATIONAL GARDEN	1,210.30	0.00	0.00	136.00	272.00	938.30	0.00	938.30
007-9070	HURON FALLEN SOLDIER MEMORIAL	1,171.24	0.00	0.00	0.00	0.00	1,171.24	0.00	1,171.24
007-9075	MC CORMICK FUND RAISING - DIAMOND JUBILEE	7,376.81	0.00	0.00	0.00	0.00	7,376.81	760.00	6,616.81
007-9090	SATANTA VONTHRON SCHOLARSHIP FUND	16,449.29	0.00	0.00	0.00	2,000.00	14,449.29	2,000.00	12,449.29
018-9002	HS BUILDING FUND	19,691.78	701.00	3,663.28	0.00	3,011.78	20,343.28	235.78	20,107.50
018-9003	MCCORMICK BUILDING FUND	9,874.66	0.00	0.00	0.00	0.00	9,874.66	0.00	9,874.66
018-9005	WOODLANDS BUILDING FUND	14,724.03	220.00	770.00	155.30	155.30	15,338.73	908.40	14,430.33
018-9006	WOODLANDS PLAYGROUND FUND	1.00	0.00	0.00	0.00	0.00	1.00	0.00	1.00
018-9007	SHAWNEE BUILDING FUND	5,815.23	673.00	673.00	837.00	837.00	5,651.23	1,300.00	4,351.23

**HURON CITY SCHOOL DISTRICT
Cash Summary Report**

Full Account Code	Description	Initial Cash	MFD Received	FYTD Received	MFD Expended	FYTD Expended	Fund Balance	Encumbrance	Unencumbered Balance
019-9020	ERIE COUNTY MENTAL HEALTH BOARD GRANT	\$ 13.09	\$ 0.00	\$ 0.00	\$ 0.00	\$ 0.00	\$ 13.09	\$ 0.00	\$ 13.09
019-9021	OCCRRA COVID PRESCHOOL GRANT	31.15	0.00	0.00	0.00	0.00	31.15	0.00	31.15
019-9116	OHIO SPACE GRANT	556.02	0.00	0.00	0.00	0.00	556.02	0.00	556.02
019-9219	ERIE COUNTY COMMUNITY FOUNDATION GRANT FY19	0.23	0.00	0.00	0.00	0.00	0.23	0.00	0.23
019-9221	MENTAL HEALTH GRANT COUNSELING PROGRAM	0.00	0.00	0.00	0.00	0.00	0.00	0.00	0.00
019-9319	ECCF SUMMER INTERN GRANT	0.80	0.00	0.00	0.00	0.00	0.80	0.00	0.80
022-0000	DISTRICT AGENCY FUND - PUBLIC LIBRARY	0.00	0.28	17,157.48	16,904.09	17,157.48	0.00	0.00	0.00
022-9016	STATE TOURNAMENT ACCOUNT	3,200.00	0.00	0.00	117.80	3,165.82	34.18	200.00	(165.82)
200-9021	CLASS OF 2021	3,263.28	0.00	0.00	0.00	3,012.78	250.50	0.00	250.50
200-9022	CLASS OF 2022	373.05	0.00	0.00	0.00	0.00	373.05	0.00	373.05
200-9023	CLASS OF 2023	0.00	0.00	0.00	0.00	0.00	0.00	14,000.00	(14,000.00)
200-9209	NATIONAL HONOR SOCIETY	4,494.62	75.00	75.00	0.00	385.00	4,184.62	600.00	3,584.62
200-9210	MCCORMICK NATIONAL HONOR SOCIETY	4,048.97	0.00	897.63	900.00	1,900.00	3,046.60	44.00	3,002.60
200-9211	HIGH SCHOOL YEARBOOK	9,576.24	0.00	585.00	0.00	0.00	10,161.24	3,000.00	7,161.24
200-9213	HIGH SCHOOL STUDENT COUNCIL	11,834.70	0.00	3,450.00	490.16	2,225.08	13,059.62	370.10	12,689.52
200-9214	TEEN LEADERSHIP CORPS	2,043.30	0.00	42.00	0.00	62.00	2,023.30	1,000.00	1,023.30
200-9216	HS SPEECH AND DEBATE	51.05	0.00	0.00	0.00	0.00	51.05	0.00	51.05
200-9220	MCCORMICK STUDENT COUNCIL	5,728.13	66.00	644.00	325.00	366.00	6,006.13	367.00	5,639.13
200-9221	HIGH SCHOOL - MODEL UN	0.00	550.00	5,500.00	0.00	0.00	5,500.00	5,700.00	(200.00)
200-9222	HIGH SCHOOL ART CLUB	1,302.39	0.00	0.00	0.00	0.00	1,302.39	0.00	1,302.39
200-9232	MCCORMICK YEARBOOK	1,504.56	0.00	0.00	0.00	1,083.00	421.56	0.00	421.56
200-9234	STEAM CONCESSIONS - MCCORMICK	592.26	0.00	0.00	0.00	0.00	592.26	0.00	592.26
200-9241	HIGH SCHOOL ACADEMIC CHALLENGE TEAM	1,192.59	0.00	0.00	0.00	250.00	942.59	0.00	942.59
300-0000	ATHLETICS - HURON CITY SCHOOLS	2,124.80	21,734.00	53,034.34	15,806.67	63,743.68	(8,584.54)	18,431.24	(27,015.78)
300-9020	HALL OF FAME BANQUET	127.67	125.00	2,575.00	1,886.00	2,377.03	325.64	100.00	225.64
300-9215	HURON VOCAL MUSIC PROGRAM	24,386.43	0.00	3,702.50	100.00	1,599.57	26,489.36	0.00	26,489.36
300-9220	BIDDY BOYS BASKETBALL	1,689.10	0.00	0.00	100.00	316.77	1,372.33	900.00	472.33
300-9221	BIDDY BASEBALL	184.10	0.00	0.00	0.00	0.00	184.10	0.00	184.10
300-9222	BIDDY BOYS GOLF	928.87	(300.00)	510.00	0.00	357.30	1,081.57	0.00	1,081.57
300-9223	BIDDY TRACK (BOYS AND GIRLS)	9,392.49	0.00	0.00	0.00	3,646.05	5,746.44	60.00	5,686.44
300-9224	BIDDY BOYS SOCCER	8,208.02	7.00	8,799.00	385.14	7,162.16	9,844.86	4,817.84	5,027.02
300-9225	BIDDY CHEERLEADING	4,153.49	0.00	1,885.00	0.00	299.89	5,738.60	810.00	4,928.60

HURON CITY SCHOOL DISTRICT Cash Summary Report

Full Account Code	Description	Initial Cash	MYD Received	FYTD Received	MYD Expended	FYTD Expended	Fund Balance	Compliance	Unencumbered Balance
300-9226	BIDDY CROSS COUNTRY	\$ 23,719.34	\$ 903.50	\$ 11,498.15	\$ 662.88	\$ 7,319.74	\$ 27,897.75	\$ 4,620.00	\$ 23,277.75
300-9227	BIDDY FOOTBALL	12,189.63	0.00	12,806.75	552.00	6,049.00	18,947.38	9,183.00	9,764.38
300-9228	BIDDY GIRLS GOLF	1,383.97	300.00	300.00	0.00	447.85	1,236.12	0.00	1,236.12
300-9229	BIDDY GIRLS SOCCER	1,702.76	627.00	1,397.00	54.37	236.37	2,863.39	420.63	2,442.76
300-9230	BIDDY GIRLS BASKETBALL	6,494.78	3,420.00	3,420.00	17.00	179.00	9,735.78	10,408.00	(672.22)
300-9232	BIDDY GIRLS TENNIS	1,609.64	40.00	158.19	420.00	1,152.62	615.21	139.58	475.63
300-9233	BIDDY SOFTBALL	8,299.51	0.00	700.00	0.00	0.00	8,999.51	0.00	8,999.51
300-9234	BIDDY SWIMMING	957.03	0.00	0.00	0.00	0.00	957.03	0.00	957.03
300-9235	BIDDY VOLLEYBALL	13,710.55	7,836.25	8,736.00	816.36	7,315.26	15,131.29	4,910.74	10,220.55
300-9236	BIDDY WRESTLING	2,896.29	0.00	520.00	0.00	0.00	3,416.29	0.00	3,416.29
300-9237	BIDDY BOWLING TEAM	3,548.89	0.00	0.00	0.00	0.00	3,548.89	0.00	3,548.89
300-9238	BIDDY BOYS TENNIS	296.72	0.00	0.00	0.00	0.00	296.72	0.00	296.72
300-9250	BIDDY - OTHER SCHOOL ACTIVITIES	0.00	0.00	0.00	0.00	0.00	0.00	0.00	0.00
401-9221	ST PETER AUXILIARY FY20 - FY21	10,434.97	0.00	0.00	0.00	10,415.62	19.35	19.35	0.00
401-9223	ST PETER AUXILIARY FY20 - FY21	0.00	0.00	0.00	0.00	7,901.25	(7,901.25)	0.00	(7,901.25)
439-9022	PUBLIC SCHOOL PRESCHOOL GRANT FY22	0.00	4,872.74	9,745.48	4,872.74	9,745.48	0.00	0.00	0.00
451-9022	PUBLIC SCHOOLS CONNECTIVITY	0.00	0.00	0.00	0.00	0.00	0.00	0.00	0.00
467-9020	STUDENT WELLNESS & SUPPORT RESTRICTED FUNDS	254,452.96	0.00	0.00	68,729.46	152,822.35	101,630.61	92,757.52	8,873.09
499-9020	MISCELLANEOUS STATE GRANT FUND	3,485.40	0.00	0.00	0.00	1,729.04	1,756.36	0.00	1,756.36
499-9121	MISCELLANEOUS STATE GRANT FUND	0.00	0.00	16,450.37	16,450.37	16,450.37	0.00	0.00	0.00
507-9021	ESSER I	5,382.01	4,582.08	20,599.62	8,333.77	34,315.94	(8,334.31)	19,472.00	(27,806.31)
507-9023	ESSER II	121,251.07	0.00	132,409.78	26,698.62	279,084.47	(25,423.62)	172,469.85	(197,893.47)
516-9021	IDEA-B 2021 SPECIAL EDUCATION	0.00	0.00	59,505.72	0.00	59,505.72	0.00	0.00	0.00
516-9022	IDEA-B SPECIAL EDUCATION	0.00	57,623.76	57,623.76	22,834.07	57,623.76	0.00	21,612.50	(21,612.50)
572-9021	TITLE I 2021 IMPROVING BASIC PROGRAMS	5,115.18	0.00	48,110.55	0.00	53,225.73	0.00	0.00	0.00
572-9022	TITLE I IMPROVING BASIC PROGRAMS	0.00	37,515.71	37,515.71	14,581.65	40,742.96	(3,227.25)	0.00	(3,227.25)
572-9122	FY22 EXPANDING OPPORTUNITIES GRANT	0.00	0.00	0.00	4,713.00	4,713.00	(4,713.00)	0.00	(4,713.00)
584-9022	FY22 STUDENT SUPPORT & ACADEMIC ENRICHMENT	0.00	827.05	827.05	0.00	0.00	827.05	0.00	827.05
587-9022	IDEA EARLY CHILDHOOD SPECIAL EDUCATION	0.00	0.00	0.00	(1,270.20)	6,851.58	(6,851.58)	0.00	(6,851.58)
590-9021	IMPROVING TEACHER QUALITY	6,300.00	0.00	7,456.00	0.00	13,756.00	0.00	0.00	0.00
590-9022	IMPROVING TEACHER QUALITY	0.00	2,400.00	2,400.00	0.00	1,300.00	1,100.00	1,100.00	0.00
599-9021	MISCELLANEOUS FED. GRANT	0.00	0.00	2,424.70	0.00	2,424.70	0.00	0.00	0.00

Reporting Period: October 2021 (FY 2022)

11/1/21 10:48 AM

HURON CITY SCHOOL DISTRICT
Cash Summary Report

Full Account Code	Description	Initial Cash	MID Received	FYTD Received	MID Expended	FYTD Expended	Fund Balance	Encumbrance	Unencumbered Balance
FUND									
Grand Total		\$ 5,069,890.03	\$ 563,877.19	\$ 7,754,177.76	\$ 1,700,742.15	\$ 6,642,382.46	\$ 6,181,685.33	\$ 3,493,829.12	\$ 2,687,856.21

Reporting Period: October 2021 (FY 2022)

11/1/21 9:57 AM

Start Date: 10012021

End Date: 10312021

HURON CITY SCHOOL DISTRICT Disbursement Summary Report

Reference Number	Check Number	Type	Date	Name	Vendor #	Status	Reconcile Date	Void Date	Amount
22888	6814	ACCOUNTS_PAYA BLE	10/19/2021	CAPITAL ONE PUBLIC FUNDING LLC	900039	RECONCILED	10/19/2021		\$ 5,880.43
22889	6815	ACCOUNTS_PAYA BLE	10/19/2021	GORDON FOOD SERVICE INC	900040	RECONCILED	10/19/2021		6,231.16
22887	6816	ACCOUNTS_PAYA BLE	10/19/2021	SCHOOL EMPLOYEES RETIREMENT	900023	RECONCILED	10/19/2021		15.23
22823	6817	PAYROLL	10/5/2021	HURON CITY SCHOOL DISTRICT		RECONCILED	10/22/2021		359,958.04
22895	6818	ACCOUNTS_PAYA BLE	10/19/2021	HURON CITY SCHOOLS FOR MEDICAR	900011	RECONCILED	10/19/2021		4,953.40
22968	6819	ACCOUNTS_PAYA BLE	10/26/2021	GORDON FOOD SERVICE INC	900040	RECONCILED	10/26/2021		13,924.90
22891	6820	ACCOUNTS_PAYA BLE	10/19/2021	VISION SERVICE PLAN	900028	RECONCILED	10/19/2021		1,787.17
22894	6822	ACCOUNTS_PAYA BLE	10/19/2021	HURON EMPLOYEE INSURANCE	900009	RECONCILED	10/19/2021		141,563.31
22893	6823	ACCOUNTS_PAYA BLE	10/19/2021	SCHOOL EMPLOYEES RETIREMENT	900023	RECONCILED	10/19/2021		26.66
22860	6824	PAYROLL	10/8/2021	HURON CITY SCHOOL DISTRICT		RECONCILED	10/22/2021		14,064.74
22910	6825	PAYROLL	10/20/2021	HURON CITY SCHOOL DISTRICT		RECONCILED	10/20/2021		396,255.31
22911	6826	ACCOUNTS_PAYA BLE	10/20/2021	HURON CITY SCHOOLS FOR MEDICAR	900011	RECONCILED	10/20/2021		5,672.23
22980	6827	ACCOUNTS_PAYA BLE	10/27/2021	GORDON FOOD SERVICE INC	900040	RECONCILED	10/27/2021		7,290.38
22967	6828	ACCOUNTS_PAYA BLE	10/26/2021	SCHOOL EMPLOYEES RETIREMENT	900023	RECONCILED	10/26/2021		36.65
22969	6829	ACCOUNTS_PAYA BLE	10/26/2021	AMERICAN FIDELITY ASSURANCE CO	900013	RECONCILED	10/26/2021		5,712.71
22913	6830	ACCOUNTS_PAYA BLE	10/21/2021	STATE TEACHERS RETIREMENT	900001	RECONCILED	10/21/2021		88,448.00
22914	6831	ACCOUNTS_PAYA BLE	10/21/2021	SCHOOL EMPLOYEES RETIREMENT	900002	RECONCILED	10/21/2021		25,712.00
22899	6832	ACCOUNTS_PAYA BLE	10/20/2021	DENNIS ANTONELLI	303062	RECONCILED	10/20/2021		5.67
22897	6833	ACCOUNTS_PAYA	10/20/2021	HOLLY	301038	RECONCILED	10/20/2021		63.80

Reporting Period: October 2021 (FY 2022)

11/1/21 9:57 AM

Start Date: 10012021

End Date: 10312021

HURON CITY SCHOOL DISTRICT Disbursement Summary Report

Reference Number	Check Number	Type	Date	Name	Vendor #	Status	Reconcile Date	Void Date	Amount
		BLE		CHARVILLE					
22904	6834	ACCOUNTS_PAYA	10/20/2021	DANA FANTOZZ-SKAVNAK	6169	RECONCILED	10/20/2021		\$ 209.80
		BLE							
22898	6835	ACCOUNTS_PAYA	10/20/2021	ROBERT G JAMES	10106	RECONCILED	10/20/2021		131.48
		BLE							
22903	6836	ACCOUNTS_PAYA	10/20/2021	AIMEE K JOHNSON	301369	RECONCILED	10/20/2021		76.16
		BLE							
22900	6837	ACCOUNTS_PAYA	10/20/2021	JUSTIN KING	303211	RECONCILED	10/20/2021		118.28
		BLE							
22906	6838	ACCOUNTS_PAYA	10/20/2021	VICTORIA J MEADOWS	14002	RECONCILED	10/20/2021		42.56
		BLE							
22896	6839	ACCOUNTS_PAYA	10/20/2021	TYLER MEES	303406	RECONCILED	10/20/2021		25.76
		BLE							
22905	6840	ACCOUNTS_PAYA	10/20/2021	STEVEN MYERS	13042	RECONCILED	10/20/2021		47.04
		BLE							
22902	6841	ACCOUNTS_PAYA	10/20/2021	WILBUR NEWELL	303435	RECONCILED	10/20/2021		42.00
		BLE							
22901	6842	ACCOUNTS_PAYA	10/20/2021	AGNES M SCHAFFER	301988	RECONCILED	10/20/2021		78.40
		BLE							
22984	6843	ACCOUNTS_PAYA	10/29/2021	GORDON FOOD SERVICE INC	900040	RECONCILED	10/29/2021		4,967.28
		BLE							
22983	6844	ACCOUNTS_PAYA	10/28/2021	SCHOOL EMPLOYEES RETIREMENT	900023	RECONCILED	10/29/2021		30.46
		BLE							
22982	6845	ACCOUNTS_PAYA	10/28/2021	HURON CITY SCHOOLS CAFETERIAS	908087	RECONCILED	10/29/2021		17.40
		BLE							
22824	108725	ACCOUNTS_PAYA	10/6/2021	CATAWBA ISLAND CLUB CORP	301463	RECONCILED	10/31/2021		30.00
		BLE							
22838	108726	ACCOUNTS_PAYA	10/8/2021	ACADEMIC PLANNERS PLUS	302363	VOID		10/21/2021	306.90
		BLE							
22833	108727	ACCOUNTS_PAYA	10/8/2021	REPUBLIC SERVICES #263	302029	RECONCILED	10/19/2021		3,912.42
		BLE							
22836	108728	ACCOUNTS_PAYA	10/8/2021	BARNES NURSERY INC	2004	RECONCILED	10/31/2021		136.00
		BLE							
22859	108729	ACCOUNTS_PAYA	10/8/2021	BERARDY'S RESTAURANT	21479	RECONCILED	10/31/2021		214.76
		BLE							
22857	108730	ACCOUNTS_PAYA	10/8/2021	BROWN SUPPLY COMPANY	2380	RECONCILED	10/31/2021		211.28
		BLE							
22826	108731	ACCOUNTS_PAYA	10/8/2021	BSN SPORTS, LLC	301544	RECONCILED	10/19/2021		1,766.53
		BLE							
22849	108732	ACCOUNTS_PAYA	10/8/2021	CAR PARTS WAREHOUSE LOCKBOX	302714	RECONCILED	10/31/2021		325.43
		BLE							
22827	108733	ACCOUNTS_PAYA	10/8/2021	CENTURYLINK	302858	RECONCILED	10/22/2021		1,914.32
		BLE							
22835	108734	ACCOUNTS_PAYA	10/8/2021	CINTAS	3492	RECONCILED	10/31/2021		63.92

Reporting Period: October 2021 (FY 2022)

11/1/21 9:57 AM

Start Date: 10012021

End Date: 10312021

**HURON CITY SCHOOL DISTRICT
Disbursement Summary Report**

Reference Number	Check Number	Type	Date	Name	Vendor #	Status	Reconcile Date	Void Date	Amount
		BLE		CORPORATION LOC. 318					
22848	108735	ACCOUNTS_PAYA	10/8/2021	CORNELL'S FOODS INC	8261	RECONCILED	10/31/2021		\$ 17.97
22847	108736	ACCOUNTS_PAYA	10/8/2021	EDISON HIGH SCHOOL/ATHLETI C	5149	RECONCILED	10/31/2021		250.00
22825	108737	ACCOUNTS_PAYA	10/8/2021	ERIE COUNTY	5014	RECONCILED	10/31/2021		2,385.39
22832	108738	ACCOUNTS_PAYA	10/8/2021	FISHER SCIENCE EDUCATION	302175	RECONCILED	10/31/2021		114.95
22855	108739	ACCOUNTS_PAYA	10/8/2021	FORTE MUSIC INC	6121	RECONCILED	10/31/2021		125.75
22846	108740	ACCOUNTS_PAYA	10/8/2021	FREMONT ST JOSEPH CENTRAL	301494	RECONCILED	10/31/2021		175.00
22844	108741	ACCOUNTS_PAYA	10/8/2021	GRAINGER	7061	RECONCILED	10/19/2021		3,927.00
22831	108742	ACCOUNTS_PAYA	10/8/2021	HURON, CITY OF	8039	RECONCILED	10/31/2021		4,505.29
22856	108743	ACCOUNTS_PAYA	10/8/2021	LUCKY STONE PROMOTIONS, LTD	303036	RECONCILED	10/31/2021		50.00
22842	108744	ACCOUNTS_PAYA	10/8/2021	MCGRAW-HILL EDUCATION	301729	RECONCILED	10/19/2021		177.59
22840	108745	ACCOUNTS_PAYA	10/8/2021	NEFF COMPANY	14029	RECONCILED	10/31/2021		260.95
22830	108746	ACCOUNTS_PAYA	10/8/2021	NORTH POINT EDUCATIONAL	5011	RECONCILED	10/31/2021		115,153.69
22858	108747	ACCOUNTS_PAYA	10/8/2021	OHIO EDISON COMPANY	15004	RECONCILED	10/31/2021		75.79
22845	108748	ACCOUNTS_PAYA	10/8/2021	OSBA	15389	RECONCILED	10/31/2021		1,000.00
22837	108749	ACCOUNTS_PAYA	10/8/2021	NCS PEARSON INC	301035	RECONCILED	10/19/2021		103.00
22843	108750	ACCOUNTS_PAYA	10/8/2021	PORT CLINTON CITY SCHOOLS	16067	OUTSTANDING			288.00
22828	108751	ACCOUNTS_PAYA	10/8/2021	RACHEL WIXEY AND ASSOCIATES LLC	302958	RECONCILED	10/31/2021		4,295.19
22850	108752	ACCOUNTS_PAYA	10/8/2021	VONTILLA L RASNICK	18219	RECONCILED	10/31/2021		107.52
22841	108753	ACCOUNTS_PAYA	10/8/2021	REALLY GOOD STUFF, LLC	18204	RECONCILED	10/19/2021		19.96
22852	108754	ACCOUNTS_PAYA	10/8/2021	REBMAN SYSTEMS INC	302919	RECONCILED	10/31/2021		234.00
22854	108755	ACCOUNTS_PAYA	10/8/2021	RIDDELL/ ALL AMERICAN SPORTS	1064	RECONCILED	10/31/2021		95.94

Reporting Period: October 2021 (FY 2022)

11/1/21 9:57 AM

Start Date: 10012021

End Date: 10312021

HURON CITY SCHOOL DISTRICT Disbursement Summary Report

Reference Number	Check Number	Type	Date	Name	Vendor #	Status	Reconcile Date	Void Date	Amount
22851	108756	ACCOUNTS_PAYA BLE	10/8/2021	SAN BAY COMPANY	19005	RECONCILED	10/31/2021		\$ 196.34
22839	108757	ACCOUNTS_PAYA BLE	10/8/2021	SCHOLASTIC INC	19024	RECONCILED	10/31/2021		219.78
22853	108758	ACCOUNTS_PAYA BLE	10/8/2021	STAPLES ADVANTAGE	19987	RECONCILED	10/19/2021		50.98
22829	108759	ACCOUNTS_PAYA BLE	10/8/2021	TOFT DAIRY INC	600014	RECONCILED	10/31/2021		3,204.63
22834	108760	ACCOUNTS_PAYA BLE	10/8/2021	VINSON GROUP, LLC	303174	RECONCILED	10/31/2021		7,296.66
22873	108761	ACCOUNTS_PAYA BLE	10/15/2021	AG-PRO OHIO, LLC	303239	VOID		10/21/2021	21.98
22879	108762	ACCOUNTS_PAYA BLE	10/15/2021	BRYON THOM ENTERTAINMENT	302061	OUTSTANDING			325.00
22864	108763	ACCOUNTS_PAYA BLE	10/15/2021	BSN SPORTS, LLC	301544	RECONCILED	10/19/2021		982.45
22878	108764	ACCOUNTS_PAYA BLE	10/15/2021	CDW GOVERNMENT INC	3120	RECONCILED	10/31/2021		2,500.00
22883	108765	ACCOUNTS_PAYA BLE	10/15/2021	CINTAS CORPORATION LOC. 318	3492	RECONCILED	10/26/2021		34.87
22861	108766	ACCOUNTS_PAYA BLE	10/15/2021	COLONIAL GARDENS	3084	RECONCILED	10/31/2021		338.00
22876	108767	ACCOUNTS_PAYA BLE	10/15/2021	COMDOC INC	302968	RECONCILED	10/22/2021		5,727.69
22868	108768	ACCOUNTS_PAYA BLE	10/15/2021	CORNELL'S FOODS INC	8261	RECONCILED	10/31/2021		29.34
22867	108769	ACCOUNTS_PAYA BLE	10/15/2021	CORSO'S FLOWER & GARDEN CTR	3409	RECONCILED	10/31/2021		242.20
22886	108770	ACCOUNTS_PAYA BLE	10/15/2021	DISCOUNT DRUG MART INC	4070	RECONCILED	10/31/2021		49.72
22884	108771	ACCOUNTS_PAYA BLE	10/15/2021	JR FUNDING SUPPORT SERVICES	300007	RECONCILED	10/31/2021		350.00
22874	108772	ACCOUNTS_PAYA BLE	10/15/2021	LORIS PRINTING & PARTY CENTER	12387	RECONCILED	10/31/2021		30.08
22881	108773	ACCOUNTS_PAYA BLE	10/15/2021	MESENBURG CREATIVE CATERING	13410	RECONCILED	10/22/2021		1,820.00
22880	108774	ACCOUNTS_PAYA BLE	10/15/2021	NORTH POINT EDUCATIONAL	5011	RECONCILED	10/31/2021		3,002.00
22865	108775	ACCOUNTS_PAYA BLE	10/15/2021	OG INSTRUCTION	303284	RECONCILED	10/31/2021		1,600.00
22882	108776	ACCOUNTS_PAYA BLE	10/15/2021	OHSBCA	303496	VOID		10/26/2021	125.00
22862	108777	ACCOUNTS_PAYA	10/15/2021	RACHEL WIXEY	302958	RECONCILED	10/31/2021		6,683.94

Reporting Period: October 2021 (FY 2022)

11/1/21 9:57 AM

Start Date: 10012021

End Date: 10312021

**HURON CITY SCHOOL DISTRICT
Disbursement Summary Report**

Reference Number	Check Number	Type	Date	Name	Vendor #	Status	Reconcile Date	Void Date	Amount
		BLE		AND ASSOCIATES LLC					
22870	108778	ACCOUNTS_PAYA	10/15/2021	SAN BAY COMPANY	19005	RECONCILED	10/31/2021		\$ 1,670.62
22872	108779	ACCOUNTS_PAYA	10/15/2021	SAVVAS LEARNING COMPANY, LLC	303333	RECONCILED	10/31/2021		15,198.96
22877	108780	ACCOUNTS_PAYA	10/15/2021	SC STRATEGIC SOLUTIONS	301386	RECONCILED	10/31/2021		90.00
22885	108781	ACCOUNTS_PAYA	10/15/2021	SHRADER TIRE & OIL INC	19881	RECONCILED	10/31/2021		413.76
22869	108782	ACCOUNTS_PAYA	10/15/2021	SUBWAY	19994	RECONCILED	10/31/2021		280.00
22871	108783	ACCOUNTS_PAYA	10/15/2021	TAC	301778	RECONCILED	10/31/2021		168.23
22875	108784	ACCOUNTS_PAYA	10/15/2021	TOFT DAIRY INC	600014	RECONCILED	10/31/2021		1,002.85
22863	108785	ACCOUNTS_PAYA	10/15/2021	TOM'S TROPHIES SHOP	302704	RECONCILED	10/31/2021		696.00
22866	108786	ACCOUNTS_PAYA	10/15/2021	WHITE HOUSE ARTESIAN SPRINGS	23058	RECONCILED	10/31/2021		25.00
22890	108787	ACCOUNTS_PAYA	10/19/2021	SUNRISE COOPERATIVE	19664	RECONCILED	10/19/2021		4,059.63
22892	108788	ACCOUNTS_PAYA	10/19/2021	OHIO SCHOOLS COUNCIL	900006	RECONCILED	10/19/2021		707.50
22909	108789	REFUND	10/20/2021	EDIJE ZEIGLER	303388	OUTSTANDING			18.00
22908	108790	REFUND	10/20/2021	JOE BRUNNER	303499	OUTSTANDING			18.00
22907	108791	REFUND	10/20/2021	LESLIE GRASHEL	303498	OUTSTANDING			18.00
22912	108792	ACCOUNTS_PAYA	10/21/2021	THE CLUB	303501	RECONCILED	10/31/2021		420.00
22915	108793	ACCOUNTS_PAYA	10/21/2021	PREMIUM PLANNERS	303487	OUTSTANDING			306.90
22927	108794	ACCOUNTS_PAYA	10/22/2021	AG-PRO OHIO, LLC	303239	RECONCILED	10/31/2021		20.31
22956	108795	ACCOUNTS_PAYA	10/22/2021	BAY AREA GAS CONSORTIUM	2529	OUTSTANDING			3,525.24
22961	108796	ACCOUNTS_PAYA	10/22/2021	BAY AREA YOUTH BASKETBALL LEAGUE	303220	OUTSTANDING			100.00
22933	108797	ACCOUNTS_PAYA	10/22/2021	BRAINPOP LLC	300641	RECONCILED	10/31/2021		525.00
22923	108798	ACCOUNTS_PAYA	10/22/2021	BRICKER & ECKLER, LLP	423	RECONCILED	10/31/2021		906.60
22922	108799	ACCOUNTS_PAYA	10/22/2021	BUCKEYE BROADBAND, INC	303008	RECONCILED	10/31/2021		85.83
22917	108800	ACCOUNTS_PAYA	10/22/2021	TELESYSTEM	301007	RECONCILED	10/29/2021		917.22

Reporting Period: October 2021 (FY 2022)

11/1/21 9:57 AM

Start Date: 10012021

End Date: 10312021

HURON CITY SCHOOL DISTRICT Disbursement Summary Report

Reference Number	Check Number	Type	Date	Name	Vendor #	Status	Reconcile Date	Void Date	Amount
		BLE							
22924	108801	ACCOUNTS_PAYA	10/22/2021	CINTAS CORPORATION	3492	RECONCILED	10/31/2021		\$ 35.03
		BLE		LOC. 318					
22954	108802	ACCOUNTS_PAYA	10/22/2021	CIVISTA	3498	RECONCILED	10/31/2021		900.00
		BLE							
22946	108803	ACCOUNTS_PAYA	10/22/2021	COACH CLIFF'S GAGA BALL LLC	303103	RECONCILED	10/31/2021		29.55
		BLE							
22935	108804	ACCOUNTS_PAYA	10/22/2021	COLUMBIA GAS OF OHIO	3249	OUTSTANDING			1,038.03
		BLE							
22932	108805	ACCOUNTS_PAYA	10/22/2021	CORNELL'S FOODS INC	8261	RECONCILED	10/31/2021		87.03
		BLE							
22958	108806	ACCOUNTS_PAYA	10/22/2021	DANBURY LOCAL SCHOOLS	303097	RECONCILED	10/31/2021		6,750.00
		BLE							
22949	108807	ACCOUNTS_PAYA	10/22/2021	EMS LINQ INC	5165	OUTSTANDING			5,043.00
		BLE							
22952	108808	ACCOUNTS_PAYA	10/22/2021	ENVIRONMENTA L WATER	301181	RECONCILED	10/31/2021		75.00
		BLE							
22937	108809	ACCOUNTS_PAYA	10/22/2021	ERIE COUNTY	5083	OUTSTANDING			10.00
		BLE							
22965	108810	ACCOUNTS_PAYA	10/22/2021	ESC OF LORAIN COUNTY	6035	RECONCILED	10/31/2021		724.46
		BLE							
22939	108811	ACCOUNTS_PAYA	10/22/2021	EDUCATIONAL SERVICE CENTER OF	303213	RECONCILED	10/31/2021		8,760.00
		BLE							
22934	108812	ACCOUNTS_PAYA	10/22/2021	FINAL FORMS	303159	RECONCILED	10/31/2021		6,305.00
		BLE							
22944	108813	ACCOUNTS_PAYA	10/22/2021	FIRELANDS REGIONAL MED CTR	6045	OUTSTANDING			3,600.80
		BLE							
22966	108814	ACCOUNTS_PAYA	10/22/2021	FRANKLIN SANITATION LLC	6010	RECONCILED	10/31/2021		265.00
		BLE							
22963	108815	ACCOUNTS_PAYA	10/22/2021	FRONTIER COMMUNICATIO NS	302264	RECONCILED	10/31/2021		66.65
		BLE							
22936	108816	ACCOUNTS_PAYA	10/22/2021	GRAINGER	7061	RECONCILED	10/29/2021		680.30
		BLE							
22953	108817	ACCOUNTS_PAYA	10/22/2021	LITERACY RESOURCES, LLC	303483	RECONCILED	10/31/2021		237.57
		BLE							
22938	108818	ACCOUNTS_PAYA	10/22/2021	HURON ACE HARDWARE	3213	RECONCILED	10/31/2021		26.47
		BLE							
22920	108819	ACCOUNTS_PAYA	10/22/2021	HURON PUBLIC LIBRARY	8036	OUTSTANDING			16,904.09
		BLE							
22945	108820	ACCOUNTS_PAYA	10/22/2021	KURTZ BROS	302867	RECONCILED	10/31/2021		40.04
		BLE							
22943	108821	ACCOUNTS_PAYA	10/22/2021	KURTZ BROS., INC.	303493	RECONCILED	10/31/2021		2,548.00
		BLE							
22951	108822	ACCOUNTS_PAYA	10/22/2021	LAWNGUISE	301618	RECONCILED	10/31/2021		2,300.00

Reporting Period: October 2021 (FY 2022)

11/1/21 9:57 AM

Start Date: 10012021

End Date: 10312021

HURON CITY SCHOOL DISTRICT Disbursement Summary Report

Reference Number	Check Number	Type	Date	Name	Vendor #	Status	Reconcile Date	Void Date	Amount
		BLE							
22950	108823	ACCOUNTS_PAYA	10/22/2021	LORIS PRINTING & PARTY CENTER	12387	RECONCILED	10/31/2021		\$ 22.00
		BLE							
22955	108824	ACCOUNTS_PAYA	10/22/2021	LUCKY STONE PROMOTIONS, LTD	303036	RECONCILED	10/31/2021		460.00
		BLE							
22918	108825	ACCOUNTS_PAYA	10/22/2021	MILLCRAFT PAPER COMPANY	301752	RECONCILED	10/31/2021		1,057.32
		BLE							
22929	108826	ACCOUNTS_PAYA	10/22/2021	NORTH POINT EDUCATIONAL	5011	OUTSTANDING			122,644.21
		BLE							
22916	108827	ACCOUNTS_PAYA	10/22/2021	OHIO DEPARTMENT OF JOB AND	15398	RECONCILED	10/31/2021		2,489.50
		BLE							
22941	108828	ACCOUNTS_PAYA	10/22/2021	OHIO EDISON COMPANY	15005	RECONCILED	10/31/2021		10,839.95
		BLE							
22940	108829	ACCOUNTS_PAYA	10/22/2021	RAPIDRIBBONS & AWARDS	302368	RECONCILED	10/31/2021		152.88
		BLE							
22960	108830	ACCOUNTS_PAYA	10/22/2021	PRESTO BRASS FITTINGS INC	16634	OUTSTANDING			525.18
		BLE							
22964	108831	ACCOUNTS_PAYA	10/22/2021	QUADIENT LEASING USA, INC.	301538	OUTSTANDING			468.39
		BLE							
22957	108832	ACCOUNTS_PAYA	10/22/2021	QUARRY HILL ORCHARDS	302579	RECONCILED	10/31/2021		672.00
		BLE							
22926	108833	ACCOUNTS_PAYA	10/22/2021	RACHEL WIXEY AND ASSOCIATES LLC	302958	RECONCILED	10/31/2021		3,129.99
		BLE							
22925	108834	ACCOUNTS_PAYA	10/22/2021	REALLY GOOD STUFF, LLC	18204	RECONCILED	10/27/2021		65.98
		BLE							
22931	108835	ACCOUNTS_PAYA	10/22/2021	RIDDELL/ ALL AMERICAN SPORTS	1064	RECONCILED	10/31/2021		116.77
		BLE							
22959	108836	ACCOUNTS_PAYA	10/22/2021	ROTARY CLUB OF HURON OH	8353	OUTSTANDING			39.00
		BLE							
22919	108837	ACCOUNTS_PAYA	10/22/2021	SAN BAY COMPANY	19005	RECONCILED	10/31/2021		1,834.66
		BLE							
22948	108838	ACCOUNTS_PAYA	10/22/2021	SCHOLASTIC INC	302580	OUTSTANDING			125.27
		BLE							
22928	108839	ACCOUNTS_PAYA	10/22/2021	SCHOOLVIDEOS.COM	303495	OUTSTANDING			124.95
		BLE							
22930	108840	ACCOUNTS_PAYA	10/22/2021	SIEBERG'S PIANO SERVICE	302537	RECONCILED	10/31/2021		100.00
		BLE							
22962	108841	ACCOUNTS_PAYA	10/22/2021	SUBURBAN SCHOOL TRANSPORTATION	302674	RECONCILED	10/31/2021		4,780.00
		BLE							
22942	108842	ACCOUNTS_PAYA	10/22/2021	TOFT DAIRY INC	600014	RECONCILED	10/31/2021		1,273.62
		BLE							

Reporting Period: October 2021 (FY 2022)

11/1/21 9:57 AM

Start Date: 10012021

End Date: 10312021

**HURON CITY SCHOOL DISTRICT
Disbursement Summary Report**

Reference Number	Check Number	Type	Date	Name	Vendor #	Status	Reconcile Date	Void Date	Amount
22921	108843	ACCOUNTS_PAYA BLE	10/22/2021	VERIZON WIRELESS	22010	OUTSTANDING			\$ 291.42
22947	108844	ACCOUNTS_PAYA BLE	10/22/2021	WILSON LANGUAGE TRAINING	301983	RECONCILED	10/31/2021		322.92
22970	108845	ACCOUNTS_PAYA BLE	10/26/2021	AMERICAN EXPRESS	300290	RECONCILED	10/26/2021		2,726.71
22973	108846	ACCOUNTS_PAYA BLE	10/27/2021	BAYSHORE COUNSELING SERVICES	2551	OUTSTANDING			48,000.00
22972	108847	ACCOUNTS_PAYA BLE	10/27/2021	CARDINAL BUS SALES	3418	RECONCILED	10/31/2021		85,612.00
22974	108848	ACCOUNTS_PAYA BLE	10/27/2021	CINTAS CORPORATION LOC. 318	3492	OUTSTANDING			31.93
22978	108849	ACCOUNTS_PAYA BLE	10/27/2021	ERIE COUNTY	5083	OUTSTANDING			2,712.00
22977	108850	ACCOUNTS_PAYA BLE	10/27/2021	SHRADER TIRE & OIL INC	19881	OUTSTANDING			1,099.00
22971	108851	ACCOUNTS_PAYA BLE	10/27/2021	DAKTRONICS INC	300533	OUTSTANDING			950.00
22975	108852	ACCOUNTS_PAYA BLE	10/27/2021	QUEST DIAGNOSTICS HEALTH & WELLNESS LLC	303185	OUTSTANDING			268.00
22976	108853	ACCOUNTS_PAYA BLE	10/27/2021	TOFT DAIRY INC	600014	VOID		10/27/2021	3,007.68
22979	108854	ACCOUNTS_PAYA BLE	10/27/2021	TOFT DAIRY INC	600014	OUTSTANDING			987.68
22981	108855	ACCOUNTS_PAYA BLE	10/27/2021	UNITED STATES POSTAL SERVICE	301469	OUTSTANDING			3,000.00
Grand Total									\$ 1,647,994.29

Huron City School District

Investment Portfolio

As of October 31, 2021

Star Ohio

Money Market

<u>Term</u>	<u>Amount</u>	<u>Interest</u>	<u>Interest Paid</u>	<u>Maturity</u>
n/a	\$3,374,661.74	0.08%	monthly	n/a

UBS

Fixed Income

<u>Term</u>	<u>Amount</u>	<u>Interest</u>	<u>Interest Paid</u>	<u>Maturity</u>
Varies	\$1,417,365.60	varies	monthly	varies

Fifth Third

Money Market

<u>Term</u>	<u>Amount</u>	<u>Interest</u>	<u>Interest Paid</u>	<u>Maturity</u>
n/a	\$698,339.86	varies	monthly	n/a

Total **\$5,490,367.20**

Huron City Schools



Monthly Financial Report

Fiscal Year 2022 Revenue and Expenditure Activity Through October

Table of Contents

FISCAL YEAR 2022 REVENUE AND EXPENDITURE ANALYSIS THROUGH OCTOBER	3
FISCAL YEAR 2022 MONTHLY REVENUE ANALYSIS - OCTOBER	4
FISCAL YEAR 2022 REVENUE ANALYSIS - JULY - OCTOBER	5
FISCAL YEAR 2022 MONTHLY EXPENDITURE ANALYSIS - OCTOBER	6
FISCAL YEAR 2022 EXPENDITURE ANALYSIS - JULY - OCTOBER	7

FISCAL YEAR 2022 REVENUE AND EXPENDITURE ANALYSIS THROUGH OCTOBER

1. ACTUAL COMPARED TO FORECAST VARIANCE AND NET FAVORABILITY ANALYSIS

CURRENT YEAR-TO-DATE
REVENUE COLLECTIONS
INDICATE A

\$117,629

FAVORABLE COMPARED TO
FORECAST

CURRENT YEAR-TO-DATE
EXPENDITURES INDICATE A

\$237,399

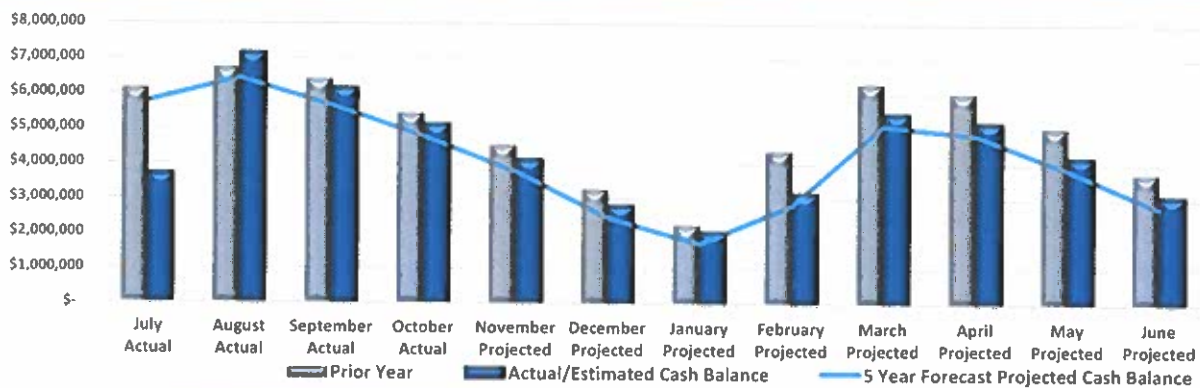
FAVORABLE COMPARED TO
FORECAST

POTENTIAL NET IMPACT
WOULD RESULT IN A

\$355,027

FAVORABLE IMPACT ON THE
CASH BALANCE

2. VARIANCE AND CASH BALANCE COMPARISON



OCTOBER CASH BALANCE IS

\$281,814


LESS THAN LAST OCTOBER

OCTOBER CASH BALANCE IS

\$355,027

MORE THAN THE FORECASTED
AMOUNT

3. FISCAL YEAR 2022 REVENUE SHORTFALL/SURPLUS ANALYSIS (BASED UPON ACTUAL/ESTIMATED VARIANCE)



OPERATING DEFICIT OF

\$(621,834)

WILL DECREASE THE CASH BALANCE
BY THE END OF THE FISCAL YEAR

FISCAL YEAR 2022 MONTHLY REVENUE ANALYSIS - OCTOBER

1. OCTOBER REVENUE COLLECTIONS COMPARED TO PRIOR YEAR



Local Taxes/Reimbursements

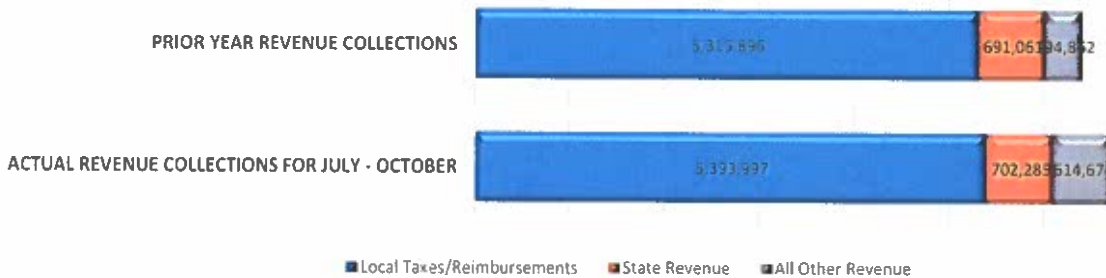
State Revenue

All Other Revenue

	Actual Revenue Collections For October	Prior Year Revenue Collections		Actual Compared to Last Year
Local Taxes/Reimbursements	81	-	▲	81
State Revenue	165,517	168,675	▼	(3,159)
All Other Revenue	159,003	88,567	▲	70,436
Total Revenue	324,600	257,242	▲	67,358



2. ACTUAL REVENUE RECEIVED THROUGH OCTOBER COMPARED TO THE PRIOR YEAR



	Actual Revenue Collections For July - October	Prior Year Revenue Collections For July - October		Current Year Compared to Last Year
Local Taxes/Reimbursements	5,393,997	5,315,896	▲	78,101
State Revenue	702,285	691,061	▲	11,224
All Other Revenue	614,674	394,862	▲	219,812
Total Revenue	6,710,955	6,401,819	▲	309,137



FISCAL YEAR 2022 REVENUE ANALYSIS - JULY - OCTOBER

3. POSSIBLE CASH FLOW VARIANCE FROM FORECAST DUE TO FYTD ACTUAL RESULTS

CURRENT YEAR-TO-DATE REVENUE
COLLECTIONS INDICATE A

\$117,629

FAVORABLE COMPARED TO FORECAST

	Forecast Annual Revenue Estimates	Cash Flow Actual/Estimated Calculated Annual Amount	Current Year Forecast Compared to Actual/Estimated
Loc. Taxes/Reimbur.	12,136,888	12,132,760	(4,128)
State Revenue	2,326,799	2,241,601	(85,198)
All Other Revenue	1,318,232	1,525,187	206,955
Total Revenue	15,781,919	15,899,548	117,629

The district's current cash flow, both actual and estimated indicate a favorable variance of \$117,629

4. REVENUE VARIANCE ANALYSIS OF POTENTIAL IMPACT

Results through October indicate that Fiscal Year 2022 actual/estimated revenue could total \$15,899,548, a favorable variance of \$117,629 compared to the annual forecast total revenue. This means the forecast cash balance could be improved.

Comparison of 5 Year Forecast Total Revenue with Actual + Estimated Monthly Cash Flow



2022 5-Year Forecast Total Revenue

July - October Actual Revenue
Collected To-date plus November -
June Estimated Revenue Collections

FISCAL YEAR 2022 MONTHLY EXPENDITURE ANALYSIS - OCTOBER

1. OCTOBER EXPENDITURES COMPARED TO PRIOR YEAR



	Actual Expenses For October	Prior Year Expenditure Incurred	Actual Compared to Last Year
Salaries and Benefits	934,066	892,634	▲ 41,432
Purchased Services	382,271	290,978	▲ 91,292
All Other Expenses	35,134	54,534	▼ (19,400)
Total Expenditures	1,351,471	1,238,147	▲ 113,324

Actual expenses for the month was up
\$113,324
 compared to last year.

2. ACTUAL EXPENSES INCURRED THROUGH OCTOBER COMPARED TO THE PRIOR YEAR



	Actual Expenses For July - October	Prior Year Expenditures Incurred	Actual Compared to Last Year
Salaries and Benefits	4,082,871	4,123,041	▼ (40,169)
Purchased Services	868,078	913,769	▼ (45,691)
All Other Expenses	356,530	349,513	▲ 7,016
Total Expenditures	5,307,479	5,386,323	▼ (78,844)

Compared to the same period, total expenditures are
\$78,844
 lower than the previous year

FISCAL YEAR 2022 EXPENDITURE ANALYSIS - JULY - OCTOBER

3. POSSIBLE CASH FLOW VARIANCE FROM FORECAST DUE TO FYTD ACTUAL RESULTS

**CURRENT YEAR-TO-DATE
EXPENDITURES INDICATE A**

\$237,399

**FAVORABLE COMPARED TO
FORECAST**

	Forecasted Annual Expenses	Cash Flow Actual/Estimated Calculated Annual Amount	Forecasted amount compared to Actual/Estimated
Salaries and Benefits	12,097,613	11,942,594	▼ (155,019)
Purchased Services	3,504,066	3,525,700	▲ 21,634
All Other Expenses	1,157,103	1,053,089	▼ (104,014)
Total Expenditures	16,758,781	16,521,383	▼ (237,399)

The district's current cash flow, both actual and estimated expenditures indicate a favorable variance of \$237,399.

4. EXPENDITURE VARIANCE ANALYSIS OF POTENTIAL IMPACT

Results through October indicate that Fiscal Year 2022 actual/estimated expenditures could total \$16,521,383 which has a favorable expenditure variance of \$237,399. This means the forecast cash balance could be improved.

Comparison of 5 Year Forecast Total Expenditures with Actual + Estimated Monthly Cash Flow



2022 5-Year Forecast Total Expenditures July - October Actual Expended to-date plus November - June Estimated Expenditures

**Fiscal Year 2021-22
October 2021**

GENERAL FUND

HURON CITY SCHOOL DISTRICT

	Budget FY 21-22	Current Fiscal YTD	% of Total	Actual FY 20-21	Prior Fiscal YTD	% of Total	% CHANGE FY 21 TO FY 22
REVENUE							
Beginning Cash Balance		3,683,838			4,353,632		
Real Estate Taxes	10,003,357	4,330,840	43.3%	9,830,215	4,301,365	43.8%	0.7%
Public Utilities Personal Property	826,732	410,236	49.6%	813,487	366,003	45.0%	12.1%
Unrestricted State Aid	2,282,279	695,398	30.5%	2,276,098	691,778	30.4%	0.5%
Restricted State Aid	30,042	10,055	33.5%	30,165	10,055	33.3%	0.0%
Property Tax Allocation - Rollback & Homestead	1,306,799	652,921	50.0%	1,301,945	648,528	49.8%	
Tuition	885,187	129,109	14.6%	976,505	199,574	20.4%	-35.3%
Interest	43,325	(127)	-0.3%	9,762	5,535	56.7%	-102.3%
All other	321,298	483,250	150.4%	264,278	178,981	67.7%	170.0%
Total General Fund Revenue	15,699,019	6,711,681	42.8%	15,502,455	6,401,818	41.3%	4.8%

	Budget FY 21-22	Current Fiscal YTD	% of Total	Actual FY 20-21	Prior Fiscal YTD	% of Total	% CHANGE FY 21 TO FY 22
EXPENSES							
Salaries	8,623,036	2,968,175	34.4%	8,457,859	3,008,950	35.6%	-1.4%
Benefits	3,474,577	1,114,693	32.1%	3,258,180	1,114,091	34.2%	0.1%
Purchased Services	3,504,066	868,078	24.8%	3,412,670	913,769	26.8%	-5.0%
Supplies	427,359	190,913	44.7%	391,790	189,981	48.5%	0.5%
Capital Outlay	147,227	9,364	6.4%	70,596	29,687	42.1%	-68.5%
Notes & Interest	142,229	0	0.0%	139,725	0	0.0%	0.0%
Other Expenses	315,289	156,253	49.6%	264,021	129,846	49.2%	20.3%
Transfers Out	75,000	0	0.0%	58,504	0	0.0%	0.0%
Total General Fund Expenses	16,708,783	5,307,475	31.8%	16,053,345	5,386,323	33.6%	-1.5%

Net Cash Flow Fiscal Year to Date	1,404,206	1,015,495
Ending Cash Balance	5,088,044	5,369,127
Outstanding Purchase Orders	2,801,768	2,536,624
Unencumbered Cash Balance	2,286,276	2,832,503
True Days Cash	50	64
Estimated Cost Per Day	45,777	43,982



Huron City School District
Federal Programs Summary
FY2022



Program Name:	Fund/SCC	Initial Allocation:	Total Revenues:	Total Expenses:	Cash Balance:	Encumbrances:	Remaining Balance:
Early Childhood Education - State	439.9022	\$64,000.00	\$4,872.74	\$4,872.74	\$0.00	\$0.00	\$59,127.26
Student Wellness	467.9020	\$490,070.80	\$344,421.91	\$319,710.73	\$170,360.07	\$143,469.52	\$26,890.55
ESSER	507.9021	\$193,663.50	\$166,720.27	\$175,054.58	-\$8,334.31	\$4,540.79	\$14,068.13
ESSER II	507.9023	\$710,335.21	\$350,004.41	\$375,428.03	-\$25,423.62	\$187,401.06	\$147,506.12
IDEA-B - Special Education	516.9022	\$307,562.54	\$57,623.76	\$57,623.76	\$0.00	\$21,612.50	\$228,326.28
Title IA - Improving Basic Programs	572.9022	\$275,102.54	\$37,515.71	\$40,742.96	-\$3,227.25	\$0.00	\$234,359.58
IDEA Early Childhood Special Education	587.9022	\$11,398.06	\$0.00	\$6,851.58	-\$6,851.58	\$0.00	\$4,546.48
Title IIA - Supporting Effective Instruction	590.9022	\$22,242.89	\$2,400.00	\$1,300.00	\$1,100.00	\$1,100.00	\$19,842.89
Title IV-A - Student Support and Academic Enrichment	584-9022	\$20,994.95	\$827.05	\$0.00	\$827.05	\$0.00	\$20,994.95
Expanding Opportunities for Each Child	572-9122	\$7,363.92	\$0.00	\$4,713.00	-\$4,713.00	\$0.00	\$2,650.92
Totals:		\$2,102,734.41	\$964,385.85	\$986,297.38	\$123,737.36	\$358,123.87	\$758,313.16

Activity through October 31, 2021