

# HURON CITY SCHOOL DISTRICT

## Treasurer's Report

*Betty Schwiefert, Interim Treasurer*



### Monthly Financial Report – November 2021

1. *Cash Reconciliation*
2. *Cash Summary – All Funds*
3. *Disbursement Summary*
4. *Investment Portfolio*
5. *Monthly Financial Report (narrative of cash flows)*
6. *General Fund Financial Report (spreadsheet and graphic)*
7. *Federal & State Grants*

Date: 12/01/2021  
Time: 12:55

HURON CITY SCHOOL DISTRICT  
Cash Reconciliation as of 11/30/2021

Page: 1

Gross Depository Balances:

Civista	\$197,148.01
Civista Credit Card Account	\$29,121.58

Total Depository Balances (Gross) \$226,269.59

Adjustments to Bank Balance:

Cash in Transit to Bank	\$0.00
Outstanding Checks	(\$164,370.70)
Adjustments:	

Total Adjustments to Bank Balance (\$164,370.70)

Investments:

Treasury Bonds and Notes	\$0.00
Certificate of Deposits	\$0.00
Other Securities	\$0.00

Other Investments:

UBS Investments	\$1,411,226.05
5/3 Investments	\$698,354.70
STAR Ohio	\$2,560,103.62

Total Investments \$4,669,684.37

Cash on Hand:

Petty Cash:	
Change Cash:	
Cash with Fiscal Agent	\$0.00


Total Cash on Hand \$0.00

Total Balances \$4,731,583.26

Total Fund Balance \$4,731,583.26

Depository Clearance Accounts:

Total Clearance Account Balances \$0.00

  
Treasurer

**HURON CITY SCHOOL DISTRICT  
Cash Summary Report**

Full Account Code	Description	Initial Cash	MTD Received	FYTD Received	MTD Expended	FYTD Expended	Fund Balance	Encumbrance	Unencumbered Balance
001-0000	GENERAL FUND	\$ 3,683,838.09	\$ 287,082.48	\$ 6,998,764.19	\$ 1,185,533.56	\$ 6,493,009.29	\$ 4,189,592.99	\$ 2,206,729.36	\$ 1,982,863.63
001-9020	GENERAL	0.00	0.00	0.00	0.00	0.00	0.00	0.00	0.00
001-9194	BUS PURCHASE ALLOWANCE	53,368.84	0.00	0.00	0.00	0.00	53,368.84	0.00	53,368.84
002-9002	BOND RETIRE - HURON PUBLIC LIBRARY	305,446.79	0.00	120,101.86	271,598.75	273,372.18	152,176.47	13,475.00	138,701.47
003-9004	PERMANENT IMPROVEMENT FUND	234,292.27	0.00	220,033.92	152,095.43	302,180.89	152,145.30	166,359.20	(14,213.90)
006-0000	FOOD SERVICE FUND	150.95	85,693.76	242,320.97	61,457.11	312,203.46	(69,731.54)	129,327.66	(199,059.20)
006-9020	SANDI LUNCH FUND	12,522.46	2,000.00	2,000.00	0.00	0.00	14,522.46	0.00	14,522.46
007-9001	MEMORIAL SCHOLARSHIP FUND	48,385.60	10,000.00	11,000.00	0.00	29,384.55	30,001.05	1,500.00	28,501.05
007-9003	BOYS SOCCER SCHOLARSHIP	8,502.45	0.00	0.00	0.00	1,000.00	7,502.45	0.00	7,502.45
007-9004	FOOTBALL SCHOLARSHIPS	7,602.82	0.00	0.00	0.00	1,900.00	5,702.82	400.00	5,302.82
007-9005	SWIMMING SCHOLARSHIPS	1,351.89	0.00	0.00	0.00	1,000.00	351.89	0.00	351.89
007-9006	ADDISON AND OZELMA WILES SCHOLARSHIP FUND	2,230.98	0.00	0.00	0.00	0.00	2,230.98	0.00	2,230.98
007-9009	HURON STRONG - COVID-19 DONATIONS	113.17	0.00	0.00	0.00	0.00	113.17	0.00	113.17
007-9011	LEIDHEISER SCHOLARSHIP TRUST FUND	1,321.07	0.00	0.00	0.00	1,000.00	321.07	0.00	321.07
007-9015	THE POPPY MEMORIAL SCHLARSHIP FUND	6,678.00	0.00	0.00	0.00	2,000.00	4,678.00	0.00	4,678.00
007-9016	CROSS COUNTRY SCHOLARSHIP FUND	1,828.81	0.00	1,335.00	0.00	750.00	2,413.81	0.00	2,413.81
007-9017	TRACK SCHOLARSHIP FUND	2,000.00	0.00	0.00	0.00	2,000.00	0.00	0.00	0.00
007-9020	SCOTT KLAIBER MEMORIAL CROSS COUNTRY SCHOLARSHIP	6,582.00	0.00	150.00	0.00	2,000.00	4,732.00	1,000.00	3,732.00
007-9030	National Jr Honor Society Scholarship	0.00	0.00	0.00	0.00	0.00	0.00	0.00	0.00
007-9050	TIGER FUND GRANT	19,914.76	0.00	0.00	0.00	0.00	19,914.76	0.00	19,914.76
007-9051	WELLNESS INITIATIVE	13,212.64	0.00	4,680.00	250.00	823.44	17,069.20	0.00	17,069.20
007-9060	WOODLANDS EDUCATIONAL GARDEN	1,210.30	0.00	0.00	0.00	272.00	938.30	0.00	938.30
007-9070	HURON FALLEN SOLDIER MEMORIAL	1,171.24	0.00	0.00	0.00	0.00	1,171.24	0.00	1,171.24
007-9075	MC CORMICK FUND RAISING - DIAMOND JUBILEE	7,376.81	0.00	0.00	0.00	0.00	7,376.81	760.00	6,616.81
007-9090	SATANTA VONTHRON SCHOLARSHIP FUND	16,449.29	0.00	0.00	0.00	2,000.00	14,449.29	2,000.00	12,449.29
018-9002	HS BUILDING FUND	19,691.78	2,445.69	6,108.97	143.10	3,154.88	22,645.87	0.00	22,645.87
018-9003	MCCORMICK BUILDING FUND	9,874.66	178.75	178.75	0.00	0.00	10,053.41	0.00	10,053.41
018-9005	WOODLANDS BUILDING FUND	14,724.03	0.00	770.00	125.00	280.30	15,213.73	783.40	14,430.33
018-9006	WOODLANDS PLAYGROUND FUND	1.00	0.00	0.00	0.00	0.00	1.00	0.00	1.00
018-9007	SHAWNEE BUILDING FUND	5,815.23	0.00	673.00	0.00	837.00	5,651.23	1,300.00	4,351.23

**HURON CITY SCHOOL DISTRICT**  
**Cash Summary Report**

Full Account Code	Description	Initial Cash	MTD Received	FYTD Received	MTD Expended	FYTD Expended	Fund Balance	Encumbrance	Unencumbered Balance
019-9020	ERIE COUNTY MENTAL HEALTH BOARD GRANT	\$ 13.09	\$ 0.00	\$ 0.00	\$ 0.00	\$ 0.00	\$ 13.09	\$ 0.00	\$ 13.09
019-9021	OCCRRA COVID PRESCHOOL GRANT	31.15	0.00	0.00	0.00	0.00	31.15	0.00	31.15
019-9116	OHIO SPACE GRANT	556.02	0.00	0.00	0.00	0.00	556.02	0.00	556.02
019-9219	ERIE COUNTY COMMUNITY FOUNDATION GRANT FY19	0.23	0.00	0.00	0.00	0.00	0.23	0.00	0.23
019-9221	MENTAL HEALTH GRANT COUNSELING PROGRAM	0.00	0.00	0.00	0.00	0.00	0.00	0.00	0.00
019-9319	ECCF SUMMER INTERN GRANT	0.80	0.00	0.00	0.00	0.00	0.80	0.00	0.80
022-0000	DISTRICT AGENCY FUND - PUBLIC LIBRARY	0.00	0.00	17,157.48	0.00	17,157.48	0.00	0.00	0.00
022-9016	STATE TOURNAMENT ACCOUNT	3,200.00	2,790.00	2,790.00	1,667.98	4,833.80	1,156.20	603.74	552.46
200-9021	CLASS OF 2021	3,263.28	0.00	0.00	0.00	3,012.78	250.50	0.00	250.50
200-9022	CLASS OF 2022	373.05	0.00	0.00	0.00	0.00	373.05	0.00	373.05
200-9023	CLASS OF 2023	0.00	549.25	549.25	0.00	0.00	549.25	14,000.00	(13,450.75)
200-9209	NATIONAL HONOR SOCIETY	4,494.62	50.00	125.00	0.00	385.00	4,234.62	600.00	3,634.62
200-9210	MCCORMICK NATIONAL HONOR SOCIETY	4,048.97	0.00	897.63	0.00	1,900.00	3,046.60	44.00	3,002.60
200-9211	HIGH SCHOOL YEARBOOK	9,576.24	0.00	585.00	0.00	0.00	10,161.24	3,000.00	7,161.24
200-9213	HIGH SCHOOL STUDENT COUNCIL	11,834.70	0.00	3,450.00	170.10	2,395.18	12,889.52	500.00	12,389.52
200-9214	TEEN LEADERSHIP CORPS	2,043.30	0.00	42.00	97.86	159.86	1,925.44	902.14	1,023.30
200-9216	HS SPEECH AND DEBATE	51.05	0.00	0.00	0.00	0.00	51.05	0.00	51.05
200-9220	MCCORMICK STUDENT COUNCIL	5,728.13	91.00	735.00	153.41	519.41	5,943.72	529.00	5,414.72
200-9221	HIGH SCHOOL - MODEL UN	0.00	0.00	5,500.00	5,700.00	5,700.00	(200.00)	0.00	(200.00)
200-9222	HIGH SCHOOL ART CLUB	1,302.39	0.00	0.00	0.00	0.00	1,302.39	0.00	1,302.39
200-9232	MCCORMICK YEARBOOK	1,504.56	0.00	0.00	0.00	1,083.00	421.56	0.00	421.56
200-9234	STEAM CONCESSIONS - MCCORMICK	592.26	0.00	0.00	0.00	0.00	592.26	459.96	132.30
200-9241	HIGH SCHOOL ACADEMIC CHALLENGE TEAM	1,192.59	0.00	0.00	0.00	250.00	942.59	0.00	942.59
300-0000	ATHLETICS - HURON CITY SCHOOLS	2,124.80	6,670.00	59,704.34	8,146.88	71,890.56	(10,061.42)	14,177.34	(24,238.76)
300-9020	HALL OF FAME BANQUET	127.67	0.00	2,575.00	0.00	2,377.03	325.64	100.00	225.64
300-9215	HURON VOCAL MUSIC PROGRAM	24,386.43	6,969.90	10,672.40	0.00	1,599.57	33,459.26	0.00	33,459.26
300-9220	BIDDY BOYS BASKETBALL	1,689.10	0.00	0.00	900.00	1,216.77	472.33	0.00	472.33
300-9221	BIDDY BASEBALL	184.10	0.00	0.00	0.00	0.00	184.10	0.00	184.10
300-9222	BIDDY BOYS GOLF	928.87	0.00	510.00	0.00	357.30	1,081.57	0.00	1,081.57
300-9223	BIDDY TRACK (BOYS AND GIRLS)	9,392.49	0.00	0.00	64.50	3,710.55	5,681.94	0.00	5,681.94
300-9224	BIDDY BOYS SOCCER	8,208.02	0.00	8,799.00	797.22	7,959.38	9,047.64	3,635.62	5,412.02
300-9225	BIDDY CHEERLEADING	4,153.49	130.00	2,015.00	0.00	299.89	5,868.60	1,895.00	3,973.60

**HURON CITY SCHOOL DISTRICT  
Cash Summary Report**

Full Account Code	Description	Initial Cash	MEID Received	FY10 Received	MEID Expended	FY10 Expended	Fund Balance	Encumbrance	Unreconciled Balance
300-9226	BIDDY CROSS COUNTRY	\$ 23,719.34	\$ 0.00	\$ 11,498.15	\$ 2,254.50	\$ 9,574.24	\$ 25,643.25	\$ 1,114.57	\$ 24,528.68
300-9227	BIDDY FOOTBALL	12,189.63	2,978.53	15,785.28	2,023.30	8,072.30	19,902.61	7,018.00	12,884.61
300-9228	BIDDY GIRLS GOLF	1,383.97	0.00	300.00	0.00	447.85	1,236.12	0.00	1,236.12
300-9229	BIDDY GIRLS SOCCER	1,702.76	40.00	1,437.00	0.00	236.37	2,903.39	745.63	2,157.76
300-9230	BIDDY GIRLS BASKETBALL	6,494.78	415.00	3,835.00	0.00	179.00	10,150.78	13,887.00	(3,736.22)
300-9232	BIDDY GIRLS TENNIS	1,609.64	0.00	158.19	0.00	1,152.62	615.21	139.58	475.63
300-9233	BIDDY SOFTBALL	8,299.51	0.00	700.00	0.00	0.00	8,999.51	0.00	8,999.51
300-9234	BIDDY SWIMMING	957.03	0.00	0.00	0.00	0.00	957.03	0.00	957.03
300-9235	BIDDY VOLLEYBALL	13,710.55	0.00	8,736.00	775.68	8,090.94	14,355.61	5,879.79	8,475.82
300-9236	BIDDY WRESTLING	2,896.29	0.00	520.00	0.00	0.00	3,416.29	1,200.00	2,216.29
300-9237	BIDDY BOWLING TEAM	3,548.89	0.00	0.00	0.00	0.00	3,548.89	880.00	2,668.89
300-9238	BIDDY BOYS TENNIS	296.72	0.00	0.00	0.00	0.00	296.72	0.00	296.72
300-9250	BIDDY - OTHER SCHOOL ACTIVITIES	0.00	0.00	0.00	0.00	0.00	0.00	0.00	0.00
401-9221	ST PETER AUXILIARY FY20 - FY21	10,434.97	0.00	0.00	19.35	10,434.97	0.00	0.00	0.00
401-9223	ST PETER AUXILIARY FY20 - FY21	0.00	0.00	0.00	0.00	7,901.25	(7,901.25)	0.00	(7,901.25)
439-9022	PUBLIC SCHOOL PRESCHOOL GRANT FY22	0.00	4,872.74	14,618.22	4,872.74	14,618.22	0.00	0.00	0.00
451-9022	PUBLIC SCHOOLS CONNECTIVITY	0.00	3,600.00	3,600.00	0.00	0.00	3,600.00	0.00	3,600.00
467-9020	STUDENT WELLNESS & SUPPORT RESTRICTED FUNDS	254,452.96	0.00	0.00	27,144.84	179,967.19	74,485.77	74,485.77	0.00
499-9020	SCHOOL SAFETY GRANT	3,485.40	0.00	0.00	0.00	1,729.04	1,756.36	0.00	1,756.36
499-9121	FY21 STATE BUS PURCHASING PROGRAM	0.00	0.00	16,450.37	0.00	16,450.37	0.00	0.00	0.00
507-9021	ESSER I	5,382.01	0.00	20,599.62	28,081.36	62,397.30	(36,415.67)	0.00	(36,415.67)
507-9023	ESSER II	121,251.07	25,423.62	157,833.40	115,742.79	394,827.26	(115,742.79)	73,385.03	(189,127.82)
516-9021	IDEA-B 2021 SPECIAL EDUCATION	0.00	0.00	59,505.72	0.00	59,505.72	0.00	0.00	0.00
516-9022	IDEA-B SPECIAL EDUCATION	0.00	0.00	57,623.76	32,004.55	89,628.31	(32,004.55)	12,442.02	(44,446.57)
572-9021	TITLE I 2021 IMPROVING BASIC PROGRAMS	5,115.18	0.00	48,110.55	0.00	53,225.73	0.00	0.00	0.00
572-9022	TITLE I IMPROVING BASIC PROGRAMS	0.00	0.00	37,515.71	19,294.69	60,037.65	(22,521.94)	0.00	(22,521.94)
572-9122	FY22 EXPANDING OPPORTUNITIES GRANT	0.00	0.00	0.00	0.00	4,713.00	(4,713.00)	0.00	(4,713.00)
584-9022	FY22 STUDENT SUPPORT & ACADEMIC ENRICHMENT	0.00	0.00	827.05	428.74	428.74	398.31	0.00	398.31
587-9022	IDEA EARLY CHILDHOOD SPECIAL EDUCATION	0.00	29,685.65	29,685.65	0.00	6,851.58	22,834.07	0.00	22,834.07
590-9021	IMPROVING TEACHER QUALITY	6,300.00	0.00	7,456.00	0.00	13,756.00	0.00	0.00	0.00
590-9022	FY22 SUPPORTING EFFECTIVE INSTRUCTION	0.00	0.00	2,400.00	225.00	1,525.00	875.00	1,100.00	(225.00)
599-9021	FY21 STUDENT	0.00	0.00	2,424.70	0.00	2,424.70	0.00	0.00	0.00

Reporting Period: November 2021 (FY 2022)

12/1/21 12:55 PM

**HURON CITY SCHOOL DISTRICT**  
**Cash Summary Report**

Full Account Code	Description	Initial Cash	M11 Received	FY11 Received	M11 Expended	FY11 Expended	Fund Balance	Encumbrance	Unencumbered Balance
<b>SUPPORT/ENRICHMENT</b>									
<b>Grand Total</b>		<b>\$ 5,069,890.03</b>	<b>\$ 471,666.37</b>	<b>\$ 8,225,844.13</b>	<b>\$ 1,921,768.44</b>	<b>\$ 8,564,150.90</b>	<b>\$ 4,731,583.26</b>	<b>\$ 2,756,358.81</b>	<b>\$ 1,975,224.45</b>

Reporting Period: November 2021 (FY 2022)

12/1/21 12:59 PM

Start Date: 11012021

End Date: 11302021

### HURON CITY SCHOOL DISTRICT Disbursement Summary Report

Reference Number	Check Number	Type	Date	Name	Vendor #	Status	Reconcile Date	Void Date	Amount
23115	0	ACCOUNTS_PAYA BLE	11/22/2021	AMERICAN FIDELITY ASSURANCE CO	900013	VOID		11/22/2021	\$ 5,662.42
23138	0	ACCOUNTS_PAYA BLE	11/30/2021	SCHOOL EMPLOYEES RETIREMENT	900023	RECONCILED	11/30/2021		52.73
22985	6846	PAYROLL	11/2/2021	HURON CITY SCHOOL DISTRICT		RECONCILED	11/5/2021		346,630.55
23029	6847	ACCOUNTS_PAYA BLE	11/11/2021	HURON CITY SCHOOLS FOR MEDICAR	900011	RECONCILED	11/12/2021		4,756.85
23031	6848	ACCOUNTS_PAYA BLE	11/11/2021	CAPITAL ONE PUBLIC FUNDING LLC	900039	RECONCILED	11/12/2021		5,880.43
23030	6849	ACCOUNTS_PAYA BLE	11/11/2021	GORDON FOOD SERVICE INC	900040	RECONCILED	11/12/2021		6,316.02
23032	6850	ACCOUNTS_PAYA BLE	11/12/2021	SCHOOL EMPLOYEES RETIREMENT	900023	RECONCILED	11/12/2021		30.46
23035	6851	ACCOUNTS_PAYA BLE	11/12/2021	DANA FANTOZZ- SKAVNAK	6169	RECONCILED	11/12/2021		40.32
23036	6852	ACCOUNTS_PAYA BLE	11/12/2021	STEVEN E ZECK	26021	RECONCILED	11/12/2021		33.60
23037	6853	ACCOUNTS_PAYA BLE	11/12/2021	STEVEN MYERS	13042	RECONCILED	11/12/2021		44.80
23038	6854	ACCOUNTS_PAYA BLE	11/12/2021	TYLER MEES	303406	RECONCILED	11/12/2021		23.52
23033	6855	ACCOUNTS_PAYA BLE	11/12/2021	VICTORIA J MEADOWS	14002	RECONCILED	11/12/2021		38.08
23034	6856	ACCOUNTS_PAYA BLE	11/12/2021	AGNES M SCHAFFER	301988	RECONCILED	11/12/2021		54.88
23047	6857	ACCOUNTS_PAYA BLE	11/18/2021	SCHOOL EMPLOYEES RETIREMENT	900023	RECONCILED	11/18/2021		83.23
23041	6858	ACCOUNTS_PAYA BLE	11/15/2021	VISION SERVICE PLAN	900028	RECONCILED	11/15/2021		1,751.75
23040	6859	ACCOUNTS_PAYA BLE	11/15/2021	HURON EMPLOYEE INSURANCE	900009	RECONCILED	11/15/2021		142,802.42
23039	6860	ACCOUNTS_PAYA BLE	11/15/2021	OHIO SCHOOLS COUNCIL	900006	RECONCILED	11/15/2021		710.00
23043	6861	ACCOUNTS_PAYA BLE	11/30/2021	STATE TEACHERS RETIREMENT	19083	RECONCILED	11/30/2021		88,448.00
23042	6862	ACCOUNTS_PAYA BLE	11/30/2021	SERS	19247	RECONCILED	11/30/2021		25,712.00
23046	6863	ACCOUNTS_PAYA BLE	11/18/2021	GORDON FOOD SERVICE INC	900040	RECONCILED	11/18/2021		7,811.04

Reporting Period: November 2021 (FY 2022)

12/1/21 12:59 PM

Start Date: 11012021

End Date: 11302021

**HURON CITY SCHOOL DISTRICT  
Disbursement Summary Report**

Reference Number	Check Number	Type	Date	Name	Vendor #	Status	Reconcile Date	Void Date	Amount
23120	6864	ACCOUNTS_PAYA BLE	11/22/2021	GORDON FOOD SERVICE INC	900040	RECONCILED	11/22/2021		\$ 7,193.63
23114	6865	ACCOUNTS_PAYA BLE	11/22/2021	SCHOOL EMPLOYEES RETIREMENT	900023	RECONCILED	11/22/2021		34.54
23044	6866	PAYROLL	11/17/2021	HURON CITY SCHOOL DISTRICT		RECONCILED	11/18/2021		340,079.91
23045	6867	ACCOUNTS_PAYA BLE	11/17/2021	HURON CITY SCHOOLS FOR MEDICAR	900011	RECONCILED	11/18/2021		4,661.02
23049	6868	ACCOUNTS_PAYA BLE	11/18/2021	ROGER BLEVINS	2581	RECONCILED	11/18/2021		175.00
23050	6869	ACCOUNTS_PAYA BLE	11/18/2021	LUANNE MASCHARI	303222	RECONCILED	11/18/2021		128.80
23116	6870	ACCOUNTS_PAYA BLE	11/22/2021	AMERICAN FIDELITY ASSURANCE CO	900013	RECONCILED	11/23/2021		5,666.42
23136	6871	ACCOUNTS_PAYA BLE	11/30/2021	GORDON FOOD SERVICE INC	900040	RECONCILED	11/30/2021		3,416.04
23137	6872	ACCOUNTS_PAYA BLE	11/30/2021	SCHOOL EMPLOYEES RETIREMENT	900023	RECONCILED	11/30/2021		15.23
23140	6874	ACCOUNTS_PAYA BLE	11/30/2021	HUNTINGTON NATIONAL BANK	900101	RECONCILED	11/30/2021		139,315.00
23139	6875	ACCOUNTS_PAYA BLE	11/30/2021	ZB, N.A.	900007	RECONCILED	11/30/2021		271,598.75
22986	108856	REFUND	11/3/2021	JENNY HAGY	303505	RECONCILED	11/30/2021		160.00
22993	108857	ACCOUNTS_PAYA BLE	11/5/2021	ALL PHASE POWER & LIGHTING INC	1006	RECONCILED	11/30/2021		1,092.15
22997	108858	ACCOUNTS_PAYA BLE	11/5/2021	REPUBLIC SERVICES #263	302029	RECONCILED	11/15/2021		3,912.42
23010	108859	ACCOUNTS_PAYA BLE	11/5/2021	CAPITOL ALUMINUM & GLASS CORP	3333	RECONCILED	11/30/2021		6,900.00
22987	108860	ACCOUNTS_PAYA BLE	11/5/2021	CORNELL'S FOODS INC	8261	RECONCILED	11/30/2021		43.65
23011	108861	ACCOUNTS_PAYA BLE	11/5/2021	DOMINO'S PIZZA INC #2265	4090	RECONCILED	11/30/2021		101.98
23025	108862	ACCOUNTS_PAYA BLE	11/5/2021	DONUT SHOP	4046	RECONCILED	11/30/2021		462.00
23004	108863	ACCOUNTS_PAYA BLE	11/5/2021	ENVIRONMENTA L WATER	301181	RECONCILED	11/30/2021		75.00
23026	108864	ACCOUNTS_PAYA BLE	11/5/2021	ERIE COUNTY	5083	RECONCILED	11/30/2021		11,559.69
23009	108865	ACCOUNTS_PAYA BLE	11/5/2021	FIRELANDS CORPORATE	6202	RECONCILED	11/30/2021		55.00



Reporting Period: November 2021 (FY 2022)

12/1/21 12:59 PM

Start Date: 11012021

End Date: 11302021

### HURON CITY SCHOOL DISTRICT Disbursement Summary Report

Reference Number	Check Number	Type	Date	Name	Vendor #	Status	Reconcile Date	Void Date	Amount
23023	108866	ACCOUNTS_PAYA BLE	11/5/2021	HEALTH CTR GRAINGER	7061	RECONCILED	11/15/2021		\$ 39.90
23024	108867	ACCOUNTS_PAYA BLE	11/5/2021	HAMMER- HUBER'S INC	302107	RECONCILED	11/30/2021		182.95
22992	108868	ACCOUNTS_PAYA BLE	11/5/2021	HURON ACE HARDWARE	3213	RECONCILED	11/30/2021		13.97
23020	108869	ACCOUNTS_PAYA BLE	11/5/2021	JIM'S PIZZA BOX II	10092	RECONCILED	11/30/2021		203.00
23027	108870	ACCOUNTS_PAYA BLE	11/5/2021	JULIAN & GRUBE INC	20071	RECONCILED	11/30/2021		2,167.00
23013	108871	ACCOUNTS_PAYA BLE	11/5/2021	LATANICK EQUIPMENT, INC	303484	RECONCILED	11/30/2021		75.00
23019	108872	ACCOUNTS_PAYA BLE	11/5/2021	LAWNGUISE	301618	RECONCILED	11/30/2021		750.00
22995	108873	ACCOUNTS_PAYA BLE	11/5/2021	LORIS PRINTING & PARTY CENTER	12387	RECONCILED	11/30/2021		117.51
23015	108874	ACCOUNTS_PAYA BLE	11/5/2021	MEDINA COUNTY SCHOOLS ESC	13289	RECONCILED	11/30/2021		340.00
23005	108875	ACCOUNTS_PAYA BLE	11/5/2021	MILLCRAFT PAPER COMPANY	301752	RECONCILED	11/30/2021		1,773.26
23014	108876	ACCOUNTS_PAYA BLE	11/5/2021	MACMILLIAN HOLDINGS LLC	22009	RECONCILED	11/30/2021		1,450.93
23028	108877	ACCOUNTS_PAYA BLE	11/5/2021	NORTH POINT EDUCATIONAL	5011	RECONCILED	11/30/2021		7,974.93
23016	108878	ACCOUNTS_PAYA BLE	11/5/2021	OHIO ASSOCIATION OF SCHOOL PERSONNEL ADMINISTRATOR S	303503	RECONCILED	11/30/2021		250.00
22990	108879	ACCOUNTS_PAYA BLE	11/5/2021	OHIO EDISON COMPANY	15004	RECONCILED	11/30/2021		2,250.32
23022	108880	ACCOUNTS_PAYA BLE	11/5/2021	OSBA	15389	OUTSTANDING			1,850.00
22998	108881	ACCOUNTS_PAYA BLE	11/5/2021	RAPIDRIBBONS & AWARDS	302368	RECONCILED	11/30/2021		195.50
22996	108882	ACCOUNTS_PAYA BLE	11/5/2021	RACHEL WIXEY AND ASSOCIATES LLC	302958	RECONCILED	11/30/2021		3,405.99
23000	108883	ACCOUNTS_PAYA BLE	11/5/2021	RACHEL'S CHALLENGE	301561	RECONCILED	11/30/2021		125.00
23018	108884	ACCOUNTS_PAYA BLE	11/5/2021	REBMAN SYSTEMS INC	302919	RECONCILED	11/30/2021		828.00
23017	108885	ACCOUNTS_PAYA BLE	11/5/2021	RETTIG MUSIC INC	13109	RECONCILED	11/30/2021		350.00
23001	108886	ACCOUNTS_PAYA BLE	11/5/2021	S & H BLINDS & FLOORS	301569	RECONCILED	11/30/2021		4,941.00

Reporting Period: November 2021 (FY 2022)

12/1/21 12:59 PM

Start Date: 11012021

End Date: 11302021

### HURON CITY SCHOOL DISTRICT Disbursement Summary Report

Reference Number	Check Number	Type	Date	Name	Vendor #	Status	Reconcile Date	Void Date	Amount
23002	108887	ACCOUNTS_PAYA BLE	11/5/2021	SAN BAY COMPANY	19005	RECONCILED	11/30/2021		\$ 1,354.81
23007	108888	ACCOUNTS_PAYA BLE	11/5/2021	SCHOLASTIC INC	19024	RECONCILED	11/30/2021		1,827.95
23003	108889	ACCOUNTS_PAYA BLE	11/5/2021	SCHOOL PRIDE LTD	302465	RECONCILED	11/30/2021		64.50
23006	108890	ACCOUNTS_PAYA BLE	11/5/2021	SHRADER TIRE & OIL INC	19881	RECONCILED	11/30/2021		236.37
22989	108891	ACCOUNTS_PAYA BLE	11/5/2021	SMETZER PAINT & SUPPLY LLC	300487	RECONCILED	11/30/2021		30.32
22999	108892	ACCOUNTS_PAYA BLE	11/5/2021	STAPLES ADVANTAGE	19987	RECONCILED	11/15/2021		60.55
22994	108893	ACCOUNTS_PAYA BLE	11/5/2021	SUBURBAN SCHOOL TRANSPORTATIO N	302674	RECONCILED	11/30/2021		3,585.00
23008	108894	ACCOUNTS_PAYA BLE	11/5/2021	SWEET POTATO CATERING LLC	303504	RECONCILED	11/30/2021		350.00
23021	108895	ACCOUNTS_PAYA BLE	11/5/2021	THE MASTER TEACHER, INC	302906	OUTSTANDING			203.70
22988	108896	ACCOUNTS_PAYA BLE	11/5/2021	TOFT DAIRY INC	600014	RECONCILED	11/30/2021		3,179.14
22991	108897	ACCOUNTS_PAYA BLE	11/5/2021	UNITY SCHOOL BUS PART, INC.	302354	RECONCILED	11/30/2021		113.84
23012	108898	ACCOUNTS_PAYA BLE	11/5/2021	WHITE HOUSE ARTESIAN SPRINGS	23058	RECONCILED	11/30/2021		14.00
23048	108899	ACCOUNTS_PAYA BLE	11/18/2021	SUNRISE COOPERATIVE	19664	RECONCILED	11/18/2021		5,622.74
23051	108900	ACCOUNTS_PAYA BLE	11/19/2021	SAM'S CLUB / SYCRONY BANK	19979	RECONCILED	11/23/2021		164.39
23096	108901	ACCOUNTS_PAYA BLE	11/19/2021	AAW CONSULTING, LLC	303509	RECONCILED	11/30/2021		225.00
23072	108902	ACCOUNTS_PAYA BLE	11/19/2021	AMERICAN HOME ELEVATOR CO INC	1314	OUTSTANDING			1,625.00
23102	108903	ACCOUNTS_PAYA BLE	11/19/2021	CYNTHIA BROWN	302978	VOID		11/22/2021	600.00
23091	108904	ACCOUNTS_PAYA BLE	11/19/2021	BALCONI MONUMENTS INC	300679	RECONCILED	11/30/2021		150.00
23104	108905	ACCOUNTS_PAYA BLE	11/19/2021	BARNES NURSERY INC	2004	RECONCILED	11/30/2021		350.00
23073	108906	ACCOUNTS_PAYA BLE	11/19/2021	BAUMSPAGE.CO M LLC	301411	OUTSTANDING			44.00
23070	108907	ACCOUNTS_PAYA BLE	11/19/2021	BAY AREA GAS CONSORTIUM	2529	RECONCILED	11/30/2021		3,525.24

Reporting Period: November 2021 (FY 2022)

12/1/21 12:59 PM

Start Date: 11012021

End Date: 11302021

**HURON CITY SCHOOL DISTRICT  
Disbursement Summary Report**

Reference Number	Check Number	Type	Date	Name	Vendor #	Status	Reconcile Date	Void Date	Amount
23079	108908	ACCOUNTS_PAYA BLE	11/19/2021	BENNETT'S COMPUTERIZED	2464	RECONCILED	11/30/2021		\$ 226.50
23061	108909	ACCOUNTS_PAYA BLE	11/19/2021	BOOKS A MILLION, INC	303463	OUTSTANDING			1,988.43
23052	108910	ACCOUNTS_PAYA BLE	11/19/2021	BRICKER & ECKLER, LLP	423	RECONCILED	11/29/2021		2,278.00
23054	108911	ACCOUNTS_PAYA BLE	11/19/2021	BSN SPORTS, LLC	301544	RECONCILED	11/23/2021		689.15
23093	108912	ACCOUNTS_PAYA BLE	11/19/2021	BUCKEYE BROADBAND, INC	303008	RECONCILED	11/30/2021		85.83
23064	108913	ACCOUNTS_PAYA BLE	11/19/2021	TELESYSTEM	301007	RECONCILED	11/29/2021		926.95
23095	108914	ACCOUNTS_PAYA BLE	11/19/2021	CARDINAL BUS SALES	3418	RECONCILED	11/30/2021		223.16
23090	108915	ACCOUNTS_PAYA BLE	11/19/2021	CDW GOVERNMENT INC	3120	RECONCILED	11/30/2021		3,815.78
23081	108916	ACCOUNTS_PAYA BLE	11/19/2021	CENTURYLINK	302858	VOID		11/23/2021	1,914.00
23056	108917	ACCOUNTS_PAYA BLE	11/19/2021	CHEMICAL SERVICE & SUPPLIES	3442	RECONCILED	11/30/2021		2,770.30
23074	108918	ACCOUNTS_PAYA BLE	11/19/2021	CINTAS CORPORATION LOC. 318	3492	RECONCILED	11/30/2021		98.85
23055	108919	ACCOUNTS_PAYA BLE	11/19/2021	CITY OF HURON	300535	RECONCILED	11/30/2021		967.83
23058	108920	ACCOUNTS_PAYA BLE	11/19/2021	COLUMBIA GAS OF OHIO	3249	RECONCILED	11/30/2021		1,091.85
23067	108921	ACCOUNTS_PAYA BLE	11/19/2021	COMDOC INC	302968	RECONCILED	11/29/2021		5,866.28
23086	108922	ACCOUNTS_PAYA BLE	11/19/2021	CORNELL'S FOODS INC	8261	RECONCILED	11/30/2021		15.16
23065	108923	ACCOUNTS_PAYA BLE	11/19/2021	CUMMINS BRIDGEWAY LLC	3478	RECONCILED	11/23/2021		182.50
23098	108924	ACCOUNTS_PAYA BLE	11/19/2021	DMC TIMING, LLC	303403	RECONCILED	11/30/2021		598.00
23111	108925	ACCOUNTS_PAYA BLE	11/19/2021	ERIE COUNTY	5083	RECONCILED	11/30/2021		6,712.06
23088	108926	ACCOUNTS_PAYA BLE	11/19/2021	ERIE COUNTY LANDFILL	5019	RECONCILED	11/30/2021		10.00
23106	108927	ACCOUNTS_PAYA BLE	11/19/2021	EXAMWORKS	303491	OUTSTANDING			4,596.39
23094	108928	ACCOUNTS_PAYA BLE	11/19/2021	FIRELANDS CORPORATE HEALTH CTR	6202	OUTSTANDING			182.00
23078	108929	ACCOUNTS_PAYA BLE	11/19/2021	FRANKLIN SANITATION LLC	6010	RECONCILED	11/30/2021		1,500.00

Reporting Period: November 2021 (FY 2022)

12/1/21 12:59 PM

Start Date: 11012021

End Date: 11302021

### HURON CITY SCHOOL DISTRICT Disbursement Summary Report

Reference Number	Check Number	Type	Date	Name	Vendor #	Status	Reconcile Date	Void Date	Amount
23069	108930	ACCOUNTS_PAYA BLE	11/19/2021	FRONTIER COMMUNICATIO NS	302264	RECONCILED	11/30/2021		\$ 76.16
23108	108931	ACCOUNTS_PAYA BLE	11/19/2021	GILBERT HEATING & AIR CONDITIONING INC	303242	RECONCILED	11/30/2021		626.00
23057	108932	ACCOUNTS_PAYA BLE	11/19/2021	GRAINGER	7061	RECONCILED	11/23/2021		159.23
23103	108933	ACCOUNTS_PAYA BLE	11/19/2021	GUIDED READERS, INC.	303497	RECONCILED	11/30/2021		501.00
23099	108934	ACCOUNTS_PAYA BLE	11/19/2021	HURON ACE HARDWARE	3213	RECONCILED	11/30/2021		55.62
23109	108935	ACCOUNTS_PAYA BLE	11/19/2021	CITY OF HURON	300723	RECONCILED	11/30/2021		640.00
23113	108936	ACCOUNTS_PAYA BLE	11/19/2021	INTERSTATE BATTERY SYSTEM NCO	9118	RECONCILED	11/30/2021		251.90
23101	108937	ACCOUNTS_PAYA BLE	11/19/2021	KURTZ BROS	302867	RECONCILED	11/30/2021		9.42
23083	108938	ACCOUNTS_PAYA BLE	11/19/2021	LAKE ERIE AERIE #2875	302287	RECONCILED	11/30/2021		675.00
23087	108939	ACCOUNTS_PAYA BLE	11/19/2021	LORIS PRINTING & PARTY CENTER	12387	RECONCILED	11/30/2021		858.30
23105	108940	ACCOUNTS_PAYA BLE	11/19/2021	LUCKY STONE PROMOTIONS, LTD	303036	RECONCILED	11/30/2021		250.00
23082	108941	ACCOUNTS_PAYA BLE	11/19/2021	MAKERGEAR LLC	303507	RECONCILED	11/30/2021		94.00
23110	108942	ACCOUNTS_PAYA BLE	11/19/2021	MARTIN PUBLIC SEATING, LLC	303480	RECONCILED	11/30/2021		42,666.44
23084	108943	ACCOUNTS_PAYA BLE	11/19/2021	MCGRAW-HILL EDUCATION	301729	RECONCILED	11/30/2021		4,786.01
23059	108944	ACCOUNTS_PAYA BLE	11/19/2021	MESENBURG CREATIVE CATERING	13410	RECONCILED	11/29/2021		1,150.00
23092	108945	ACCOUNTS_PAYA BLE	11/19/2021	NEFF COMPANY	14029	RECONCILED	11/30/2021		875.60
23100	108946	ACCOUNTS_PAYA BLE	11/19/2021	NEOPOST USA INC	301717	RECONCILED	11/30/2021		129.05
23080	108947	ACCOUNTS_PAYA BLE	11/19/2021	NOBIL'S SPORTS AND TROPHIES	301184	RECONCILED	11/30/2021		559.00
23068	108948	ACCOUNTS_PAYA BLE	11/19/2021	NORTH POINT EDUCATIONAL	5011	RECONCILED	11/30/2021		66,800.21
23060	108949	ACCOUNTS_PAYA BLE	11/19/2021	OHIO EDISON COMPANY	15005	RECONCILED	11/30/2021		10,101.90
23075	108950	ACCOUNTS_PAYA BLE	11/19/2021	OHIO LEADERSHIP	15053	RECONCILED	11/30/2021		5,700.00

Reporting Period: November 2021 (FY 2022)

12/1/21 12:59 PM

Start Date: 11012021

End Date: 11302021

### HURON CITY SCHOOL DISTRICT Disbursement Summary Report

Reference Number	Check Number	Type	Date	Name	Vendor #	Status	Reconcile Date	Void Date	Amount
23062	108951	ACCOUNTS_PAYA BLE	11/19/2021	INSTITUTE RACHEL WIXEY AND ASSOCIATES LLC	302958	RECONCILED	11/30/2021		\$ 8,207.45
23063	108952	ACCOUNTS_PAYA BLE	11/19/2021	RIDDELL/ ALL AMERICAN SPORTS	1064	RECONCILED	11/30/2021		2,447.95
23077	108953	ACCOUNTS_PAYA BLE	11/19/2021	S & H BLINDS & FLOORS	301569	RECONCILED	11/30/2021		925.00
23066	108954	ACCOUNTS_PAYA BLE	11/19/2021	SAN BAY COMPANY	19005	RECONCILED	11/30/2021		825.07
23097	108955	ACCOUNTS_PAYA BLE	11/19/2021	SAVVAS LEARNING COMPANY, LLC	303333	RECONCILED	11/30/2021		300.10
23071	108956	ACCOUNTS_PAYA BLE	11/19/2021	SARAH SOLBERG	303178	RECONCILED	11/30/2021		364.91
23076	108957	ACCOUNTS_PAYA BLE	11/19/2021	TIERNEY BROTHERS, INC.	302105	RECONCILED	11/30/2021		27,700.00
23053	108958	ACCOUNTS_PAYA BLE	11/19/2021	TOFT DAIRY INC	600014	RECONCILED	11/30/2021		5,353.26
23107	108959	ACCOUNTS_PAYA BLE	11/19/2021	VERIZON WIRELESS	22010	OUTSTANDING			329.10
23112	108960	ACCOUNTS_PAYA BLE	11/19/2021	THE WILLIAMS COMPANY	300250	RECONCILED	11/30/2021		340.00
23085	108961	ACCOUNTS_PAYA BLE	11/19/2021	WHITE HOUSE ARTESIAN SPRINGS	23058	RECONCILED	11/30/2021		18.00
23089	108962	ACCOUNTS_PAYA BLE	11/19/2021	WOLFF BROTHERS SUPPLY INC	23018	RECONCILED	11/30/2021		171.00
23118	108963	ACCOUNTS_PAYA BLE	11/22/2021	CYNTHIA BROWN	302978	RECONCILED	11/30/2021		350.00
23117	108964	ACCOUNTS_PAYA BLE	11/22/2021	DMC TIMING, LLC	303403	RECONCILED	11/30/2021		700.00
23119	108965	ACCOUNTS_PAYA BLE	11/22/2021	AMERICAN EXPRESS	300290	RECONCILED	11/23/2021		1,295.49
23121	108966	ACCOUNTS_PAYA BLE	11/23/2021	CENTURYLINK	302858	RECONCILED	11/29/2021		1,914.32
23129	108967	ACCOUNTS_PAYA BLE	11/23/2021	CINTAS CORPORATION LOC. 318	3492	RECONCILED	11/30/2021		31.99
23130	108968	ACCOUNTS_PAYA BLE	11/23/2021	ESC OF LORAIN COUNTY	6035	RECONCILED	11/30/2021		724.46
23127	108969	ACCOUNTS_PAYA BLE	11/23/2021	EDUCATIONAL SERVICE CENTER OF	303213	VOID		11/23/2021	8,015.83
23125	108970	ACCOUNTS_PAYA BLE	11/23/2021	HUDL	302600	RECONCILED	11/30/2021		900.00

Reporting Period: November 2021 (FY 2022)

12/1/21 12:59 PM

Start Date: 11012021

End Date: 11302021

**HURON CITY SCHOOL DISTRICT**  
**Disbursement Summary Report**

Reference Number	Check Number	Type	Date	Name	Vendor #	Status	Reconcile Date	Void Date	Amount
23122	108971	ACCOUNTS_PAYA BLE	11/23/2021	LEARNING WITHOUT TEARS	300344	OUTSTANDING			\$ 68.37
23131	108972	ACCOUNTS_PAYA BLE	11/23/2021	NORTH CENTRAL OHIO EDUCATIONAL	300816	RECONCILED	11/30/2021		1,445.83
23124	108973	ACCOUNTS_PAYA BLE	11/23/2021	NORTH POINT EDUCATIONAL	5011	RECONCILED	11/30/2021		128,826.13
23128	108974	ACCOUNTS_PAYA BLE	11/23/2021	THE PELLEGRINO COMPANY	303468	OUTSTANDING			26,425.00
23132	108975	ACCOUNTS_PAYA BLE	11/23/2021	TOFT DAIRY INC	600014	RECONCILED	11/30/2021		625.75
23123	108976	ACCOUNTS_PAYA BLE	11/23/2021	WIESER EDUCATIONAL INC	302701	OUTSTANDING			95.17
23126	108977	ACCOUNTS_PAYA BLE	11/23/2021	WILSON LANGUAGE TRAINING	301983	VOID		11/23/2021	1,304.28
23134	108978	ACCOUNTS_PAYA BLE	11/23/2021	EDUCATIONAL SERVICE CENTER OF	303213	RECONCILED	11/30/2021		6,570.00
23133	108979	ACCOUNTS_PAYA BLE	11/23/2021	NORTH CENTRAL OHIO EDUCATIONAL	300816	RECONCILED	11/30/2021		1,445.83
23135	108980	ACCOUNTS_PAYA BLE	11/23/2021	WILSON LANGUAGE TRAINING	301983	RECONCILED	11/30/2021		1,304.10
<b>Grand Total</b>									<b>\$ 1,888,868.39</b>

**Huron City School District**

**Investment Portfolio**

**As of November 30, 2021**

**Star Ohio**

Money Market

<u>Term</u>	<u>Amount</u>	<u>Interest</u>	<u>Interest Paid</u>	<u>Maturity</u>
n/a	\$2,560,103.62	0.08%	monthly	n/a

**UBS**

Fixed Income

<u>Term</u>	<u>Amount</u>	<u>Interest</u>	<u>Interest Paid</u>	<u>Maturity</u>
Varies	\$1,411,226.05	varies	monthly	varies

**Fifth Third**

Money Market

<u>Term</u>	<u>Amount</u>	<u>Interest</u>	<u>Interest Paid</u>	<u>Maturity</u>
n/a	\$698,354.70	varies	monthly	n/a

**Total**            **\$4,669,684.37**



# Monthly Financial Report

Fiscal Year 2022 Revenue and Expenditure Activity Through November



# Table of Contents

FISCAL YEAR 2022 REVENUE AND EXPENDITURE ANALYSIS THROUGH NOVEMBER	3
FISCAL YEAR 2022 MONTHLY REVENUE ANALYSIS - NOVEMBER	4
FISCAL YEAR 2022 REVENUE ANALYSIS - JULY - NOVEMBER	5
FISCAL YEAR 2022 MONTHLY EXPENDITURE ANALYSIS - NOVEMBER	6
FISCAL YEAR 2022 EXPENDITURE ANALYSIS - JULY - NOVEMBER	7

## FISCAL YEAR 2022 REVENUE AND EXPENDITURE ANALYSIS THROUGH

### 1. ACTUAL COMPARED TO FORECAST VARIANCE AND NET FAVORABILITY ANALYSIS

CURRENT YEAR-TO-DATE  
REVENUE COLLECTIONS  
INDICATE A

**\$82,438**

FAVORABLE COMPARED TO  
FORECAST

CURRENT YEAR-TO-DATE  
EXPENDITURES INDICATE A

**\$382,274**

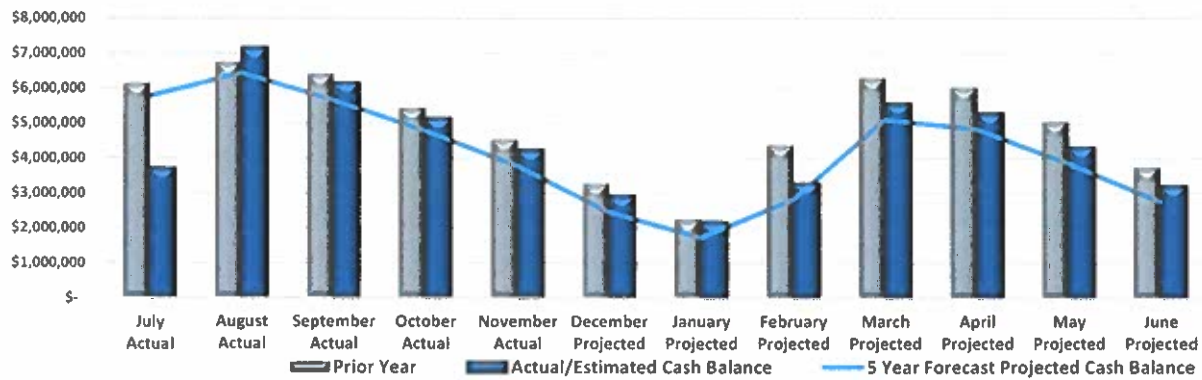
FAVORABLE COMPARED TO  
FORECAST

POTENTIAL NET IMPACT  
WOULD RESULT IN A

**\$464,712**

FAVORABLE IMPACT ON THE  
CASH BALANCE

### 2. VARIANCE AND CASH BALANCE COMPARISON



NOVEMBER CASH BALANCE IS

**\$285,817**


LESS THAN LAST NOVEMBER

NOVEMBER CASH BALANCE IS

**\$464,712**

MORE THAN THE FORECASTED  
AMOUNT

### 3. FISCAL YEAR 2022 REVENUE SHORTFALL/SURPLUS ANALYSIS (BASED UPON ACTUAL/ESTIMATED VARIANCE)



OPERATING DEFICIT OF

**\$(512,150)**

WILL DECREASE THE CASH BALANCE  
BY THE END OF THE FISCAL YEAR

# FISCAL YEAR 2022 MONTHLY REVENUE ANALYSIS - NOVEMBER

## 1. NOVEMBER REVENUE COLLECTIONS COMPARED TO PRIOR YEAR

NOVEMBER FY2021 REVENUE



NOVEMBER FY2022 REVENUE



Local Taxes/Reimbursements

State Revenue

All Other Revenue

1,000,000



	Actual Revenue Collections For November	Prior Year Revenue Collections	Actual Compared to Last Year
Local Taxes/Reimbursements	19,078	25,574	(6,496)
State Revenue	171,176	167,603	3,574
All Other Revenue	96,828	114,010	(17,182)
<b>Total Revenue</b>	<b>287,082</b>	<b>307,187</b>	<b>(20,104)</b>

Actual revenue for the month was down

**\$20,104**

compared to last year.

## 2. ACTUAL REVENUE RECEIVED THROUGH NOVEMBER COMPARED TO THE PRIOR YEAR

PRIOR YEAR REVENUE COLLECTIONS



ACTUAL REVENUE COLLECTIONS FOR JULY - NOVEMBER



Local Taxes/Reimbursements

State Revenue

All Other Revenue

	Actual Revenue Collections For July - November	Prior Year Revenue Collections For July - November	Current Year Compared to Last Year
Local Taxes/Reimbursements	5,413,075	5,341,470	71,604
State Revenue	873,461	858,664	14,797
All Other Revenue	711,502	508,872	202,630
<b>Total Revenue</b>	<b>6,998,038</b>	<b>6,709,006</b>	<b>289,032</b>

COMPARED TO THE SAME PERIOD, TOTAL REVENUES ARE

**\$289,032**

HIGHER THAN THE PREVIOUS YEAR

**FISCAL YEAR 2022 REVENUE ANALYSIS - JULY - NOVEMBER**

**3. POSSIBLE CASH FLOW VARIANCE FROM FORECAST DUE TO FYTD ACTUAL RESULTS**

CURRENT YEAR-TO-DATE REVENUE  
COLLECTIONS INDICATE A

**\$82,438**

FAVORABLE COMPARED TO FORECAST


	Forecast Annual Revenue Estimates	Cash Flow Actual/Estimated Calculated Annual Amount	Current Year Forecast Compared to Actual/Estimated
Loc. Taxes/Reimbur.	12,136,888	12,129,403	(7,485)
State Revenue	2,326,799	2,225,357	(101,442)
All Other Revenue	1,318,232	1,509,597	191,365
<b>Total Revenue</b>	<b>15,781,919</b>	<b>15,864,357</b>	<b>82,438</b>

The district's current cash flow, both actual and estimated indicate a favorable variance of \$82,438



**4. REVENUE VARIANCE ANALYSIS OF POTENTIAL IMPACT**

Results through November indicate that Fiscal Year 2022 actual/estimated revenue could total \$15,864,357, a favorable variance of \$82,438 compared to the annual forecast total revenue. This means the forecast cash balance could be improved.




**Comparison of 5 Year Forecast Total Revenue with Actual + Estimated Monthly Cash Flow**



# FISCAL YEAR 2022 MONTHLY EXPENDITURE ANALYSIS - NOVEMBER

## 1. NOVEMBER EXPENDITURES COMPARED TO PRIOR YEAR




	Actual Expenses For November	Prior Year Expenditure Incurred	Actual Compared to Last Year
Salaries and Benefits	855,701	919,876	(64,175)
Purchased Services	299,969	254,686	45,282
All Other Expenses	29,864	27,072	2,792
<b>Total Expenditures</b>	<b>1,185,534</b>	<b>1,201,635</b>	<b>(16,101)</b>

Actual expenses for the month was down

**\$16,101**

compared to last year.

## 2. ACTUAL EXPENSES INCURRED THROUGH NOVEMBER COMPARED TO THE PRIOR YEAR



	Actual Expenses For July - November	Prior Year Expenditures Incurred	Actual Compared to Last Year
Salaries and Benefits	4,938,572	5,042,917	(104,345)
Purchased Services	1,168,046	1,168,455	(409)
All Other Expenses	386,394	376,586	9,808
<b>Total Expenditures</b>	<b>6,493,012</b>	<b>6,587,957</b>	<b>(94,945)</b>

Compared to the same period, total expenditures are

**\$94,945**

lower than the previous year

## FISCAL YEAR 2022 EXPENDITURE ANALYSIS - JULY - NOVEMBER

### 3. POSSIBLE CASH FLOW VARIANCE FROM FORECAST DUE TO FYTD ACTUAL RESULTS

**CURRENT YEAR-TO-DATE  
EXPENDITURES INDICATE A**

**\$382,274**

**FAVORABLE COMPARED TO  
FORECAST**


	Forecasted Annual Expenses	Cash Flow Actual/Estimated Calculated Annual Amount	Forecasted amount compared to Actual/Estimated
Salaries and Benefits	12,097,613	11,830,973	▼ (266,640)
Purchased Services	3,504,066	3,516,362	▲ 12,297
All Other Expenses	1,157,103	1,029,172	▼ (127,931)
<b>Total Expenditures</b>	<b>16,758,781</b>	<b>16,376,507</b>	<b>▼ (382,274)</b>

The district's current cash flow, both actual and estimated expenditures indicate a favorable variance of \$382,274.

### 4. EXPENDITURE VARIANCE ANALYSIS OF POTENTIAL IMPACT

Results through November indicate that Fiscal Year 2022 actual/estimated expenditures could total \$16,376,507 which has a favorable expenditure variance of \$382,274. This means the forecast cash balance could be improved.

Comparison of 5 Year Forecast Total Expenditures with Actual + Estimated Monthly Cash Flow



2022 5-Year Forecast Total Expenditures      July - November Actual Expended to-date plus December - June Estimated Expenditures

**Huron City School District**  
**Federal Programs Summary**  
**FY2022**



<b>Program Name:</b>	<b>Fund/SCC</b>	<b>Initial Allocation:</b>	<b>Total Revenues:</b>	<b>Total Expenses:</b>	<b>Cash Balance:</b>	<b>Encumbrances:</b>	<b>Remaining Balance:</b>
Early Childhood Education - State	439.9022	\$64,000.00	\$14,618.22	\$16,729.66	-\$2,111.44	\$0.00	\$47,270.34
Student Wellness	467.9020	\$490,070.80	\$344,421.91	\$346,935.59	\$143,135.21	\$74,486.86	\$68,648.35
ESSER	507.9021	\$203,135.94	\$166,720.27	\$203,135.94	-\$36,415.67	\$0.00	\$0.00
ESSER II	507.9023	\$710,335.21	\$373,428.03	\$496,866.65	-\$123,438.62	\$73,490.96	\$139,977.60
IDEA-B - Special Education	516.9022	\$307,562.54	\$80,457.83	\$98,589.13	-\$18,131.30	\$12,569.50	\$196,403.91
Title IA - Improving Basic Programs	572.9022	\$275,102.54	\$37,515.71	\$67,729.35	-\$30,213.64	\$108.99	\$207,264.20
IDEA Early Childhood Special Education	587.9022	\$11,398.06	\$6,851.58	\$6,851.58	\$0.00	\$0.00	\$4,546.48
Title IIA - Supporting Effective Instruction	590.9022	\$22,242.89	\$2,400.00	\$1,525.00	\$875.00	\$1,100.00	\$19,617.89
Title IV-A - Student Support and Academic Enrichment	584.9022	\$20,994.95	\$827.05	\$800.10	\$26.95	\$5.38	\$20,189.47
Expanding Opportunities for Each Child	572-9122	\$7,363.92	\$0.00	\$4,713.00	-\$4,713.00	\$0.00	\$2,650.92
<b>Totals:</b>		\$2,112,206.85	\$1,027,240.60	\$1,243,876.00	-\$70,986.51	\$161,761.69	\$706,569.16

Activity through November 30, 2021

**Fiscal Year 2021-22**  
**November 2021**  
**GENERAL FUND**

HURON CITY SCHOOL DISTRICT	Budget FY 21-22	Current Fiscal YTD	% of Total	Actual FY 20-21	Prior Fiscal YTD	% of Total	% CHANGE FY 21 TO FY 22
<b>REVENUE</b>							
Beginning Cash Balance		3,683,838			4,353,632		
Real Estate Taxes	10,003,357	4,330,840	43.3%	9,830,215	4,302,108	43.8%	0.7%
Public Utilities Personal Property	826,732	410,236	49.6%	813,487	390,835	48.0%	5.0%
Unrestricted State Aid	2,346,799	860,892	36.7%	2,276,098	846,095	37.2%	1.7%
Restricted State Aid	30,042	12,569	41.8%	30,165	12,569	41.7%	0.0%
Property Tax Allocation - Rollback & Homestead	1,313,299	671,999	51.2%	1,301,945	648,528	49.8%	
Tuition	885,187	376,201	42.5%	976,505	380,716	39.0%	-1.2%
Interest	5,000	(6,214)	-124.3%	9,762	5,271	54.0%	-217.9%
All other	462,771	342,241	74.0%	264,278	122,885	46.5%	178.5%
<b>Total General Fund Revenue</b>	<b>15,873,187</b>	<b>6,998,764</b>	<b>44.1%</b>	<b>15,502,453</b>	<b>6,709,006</b>	<b>43.3%</b>	<b>4.3%</b>

	Budget FY 21-22	Current Fiscal YTD	% of Total	Actual FY 20-21	Prior Fiscal YTD	% of Total	% CHANGE FY 21 TO FY 22
<b>EXPENSES</b>							
Salaries	8,623,036	3,877,030	45.0%	8,457,859	3,668,470	43.4%	5.7%
Benefits	3,474,577	1,366,594	39.3%	3,258,180	1,374,446	42.2%	-0.6%
Purchased Services	3,504,066	1,168,046	33.3%	3,412,670	1,168,455	34.2%	0.0%
Supplies	427,359	216,098	50.6%	391,790	211,746	54.0%	2.1%
Capital Outlay	147,227	10,698	7.3%	70,596	29,731	42.1%	-64.0%
Notes & Interest	142,229	0	0.0%	139,725	0	0.0%	0.0%
Other Expenses	315,289	159,598	50.6%	264,021	135,109	51.2%	18.1%
Transfers Out	75,000	0	0.0%	58,504	0	0.0%	0.0%
<b>Total General Fund Expenses</b>	<b>16,708,783</b>	<b>6,798,064</b>	<b>40.7%</b>	<b>16,053,345</b>	<b>6,587,957</b>	<b>41.0%</b>	<b>3.2%</b>

Net Cash Flow Fiscal Year to Date	200,699	121,049
Ending Cash Balance	3,884,537	4,474,681
Outstanding Purchase Orders	2,801,768	2,536,624
Unencumbered Cash Balance	1,082,769	1,938,057
True Days Cash	24	44
Estimated Cost Per Day	45,777	43,982

