

HURON CITY SCHOOL DISTRICT

Treasurer's Report

Randy Drewyor, Treasurer/CFO



Monthly Financial Report – May 2021

1. *Cash Reconciliation*
2. *Cash Summary – All Funds*
3. *Disbursement Summary*
4. *Investment Portfolio*
5. *Monthly Financial Report*
6. *General Fund Financial Report*
7. *Federal & State Grants*

Gross Depository Balances:

Civista \$313,066.14
Civista Credit Card Account \$11,759.01

Total Depository Balances (Gross) \$324,825.15

Adjustments to Bank Balance:

Cash in Transit to Bank \$0.00
Outstanding Checks (\$92,551.92)

Adjustments:

In Transit \$140.12

Total Adjustments to Bank Balance (\$92,411.80)

Investments:

Treasury Bonds and Notes \$0.00
Certificate of Deposits \$0.00
Other Securities \$0.00

Other Investments:

UBS Investments \$1,418,471.91
Morgan Stanley \$100,917.46
5/3 Investments \$698,245.65
STAR Ohio \$3,820,454.93
STAR Plus \$8.57

Total Investments \$6,038,098.52

Cash on Hand:

Petty Cash:
Change Cash:
Cash with Fiscal Agent \$0.00

Total Cash on Hand \$0.00

Total Balances \$6,270,511.87

Total Fund Balance \$6,270,511.87

Depository Clearance Accounts:

Total Clearance Account Balances \$0.00

Treasurer

HURON CITY SCHOOL DISTRICT

Cash Summary Report

Full Account Code	Description	Initial Cash	MTD Received	FYTD Received	MTD Expended	FYTD Expended	Fund Balance	Encumbrance	Unencumbered Balance
001-0000	GENERAL FUND	\$ 4,353,632.51	\$ 287,348.17	\$ 15,315,918.38	\$ 1,266,940.63	\$ 14,677,878.93	\$ 4,991,671.96	\$ 688,009.93	\$ 4,303,662.03
001-9194	BUS PURCHASE ALLOWANCE	53,368.84	0.00	0.00	0.00	0.00	53,368.84	0.00	53,368.84
002-9002	BOND RETIRE - HURON PUBLIC LIBRARY	312,635.26	6,662.21	288,318.88	0.00	278,908.60	322,045.54	16,598.75	305,446.79
003-9004	PERMANENT IMPROVEMENT FUND	114,462.96	0.00	621,307.60	15,388.51	468,397.44	267,373.12	190,782.45	76,590.67
006-0000	FOOD SERVICE FUND	0.00	49,758.23	415,041.08	53,106.03	489,134.54	(74,093.46)	22,139.51	(96,232.97)
006-9020	SANDI LUNCH FUND	9,827.46	0.00	2,695.00	0.00	0.00	12,522.46	0.00	12,522.46
007-9001	MEMORIAL SCHOLARSHIP FUND	41,859.60	1,156.00	22,709.00	0.00	17,783.00	46,785.60	1,000.00	45,785.60
007-9003	BOYS SOCCER SCHOLARSHIP	10,002.45	0.00	0.00	0.00	1,500.00	8,502.45	0.00	8,502.45
007-9004	FOOTBALL SCHOLARSHIPS	5,292.82	0.00	1,310.00	0.00	0.00	6,602.82	900.00	5,702.82
007-9005	SWIMMING SCHOLARSHIPS	1,751.89	0.00	100.00	0.00	500.00	1,351.89	0.00	1,351.89
007-9006	ADDISON AND OZELMA WILES SCHOLARSHIP FUND	2,230.98	0.00	0.00	0.00	0.00	2,230.98	0.00	2,230.98
007-9009	HURON STRONG - COVID-19 DONATIONS	28,193.17	0.00	0.00	0.00	28,080.00	113.17	0.00	113.17
007-9011	LEIDHEISER SCHOLARSHIP TRUST FUND	321.07	0.00	1,000.00	0.00	0.00	1,321.07	0.00	1,321.07
007-9015	THE POPPY MEMORIAL SCHLARSHIP FUND	8,678.00	0.00	0.00	0.00	2,000.00	6,678.00	0.00	6,678.00
007-9016	CROSS COUNTRY SCHOLARSHIP FUND	1,253.08	0.00	1,575.73	0.00	1,000.00	1,828.81	500.00	1,328.81
007-9017	TRACK SCHOLARSHIP FUND	839.17	0.00	287.58	0.00	600.00	526.75	0.00	526.75
007-9020	SCOTT KLAIBER MEMORIAL CROSS COUNTRY SCHOLARSHIP	8,115.00	0.00	467.00	0.00	2,000.00	6,582.00	0.00	6,582.00
007-9030	National Jr Honor Society Scholarship	0.00	0.00	0.00	0.00	0.00	0.00	0.00	0.00
007-9050	TIGER FUND GRANT	17,452.61	0.00	5,972.00	0.00	3,509.85	19,914.76	0.00	19,914.76
007-9051	WELLNESS INITIATIVE	7,464.09	0.00	9,920.00	1,050.00	1,836.45	15,547.64	2,335.00	13,212.64
007-9060	WOODLANDS EDUCATIONAL GARDEN	1,051.30	99.00	259.00	0.00	100.00	1,210.30	0.00	1,210.30
007-9070	HURON FALLEN SOLDIER MEMORIAL	1,611.24	0.00	10.00	0.00	0.00	1,621.24	650.00	971.24
007-9075	MC CORMICK FUND RAISING - DIAMOND JUBILEE	7,251.81	125.00	125.00	0.00	0.00	7,376.81	19.77	7,357.04
007-9090	SATANTA VONTHRON SCHOLARSHIP FUND	20,439.29	0.00	10.00	0.00	4,000.00	16,449.29	0.00	16,449.29
018-9002	HS BUILDING FUND	9,633.65	9,933.44	10,242.67	60.00	184.54	19,691.78	1,371.75	18,320.03
018-9003	MCCORMICK BUILDING FUND	9,425.40	0.00	1,684.41	0.00	1,086.88	10,022.93	349.00	9,673.93
018-9005	WOODLANDS BUILDING FUND	13,160.68	491.70	3,094.28	1,032.43	1,720.93	14,534.03	0.00	14,534.03
018-9006	WOODLANDS PLAYGROUND FUND	1.00	0.00	0.00	0.00	0.00	1.00	0.00	1.00
018-9007	SHAWNEE BUILDING FUND	4,534.21	141.70	2,271.92	19.00	1,165.74	5,640.39	393.26	5,247.13
019-0000	OTHER GRANT	0.00	0.00	0.00	0.00	0.00	0.00	0.00	0.00

HURON CITY SCHOOL DISTRICT

Cash Summary Report

Full Account Code	Description	Initial Cash	MTD Received	FYTD Received	MTD Expended	FYTD Expended	Fund Balance	Encumbrance	Unencumbered Balance
019-9019	DORN FOUNDATION GRANT	\$ 0.00	\$ 0.00	\$ 10,000.00	\$ 0.00	\$ 10,000.00	\$ 0.00	\$ 0.00	\$ 0.00
019-9020	ERIE COUNTY MENTAL HEALTH BOARD GRANT	0.00	0.00	10,969.00	0.00	10,955.91	13.09	0.00	13.09
019-9021	OCCRRA COVID PRESCHOOL GRANT	0.00	0.00	21,483.00	8,154.16	15,424.15	6,058.85	6,058.25	0.60
019-9116	OHIO SPACE GRANT	503.02	0.00	950.00	0.00	897.00	556.02	0.00	556.02
019-9121	ERIE COUNTY MENTAL HEALTH BOARD RULERGRANT	0.00	0.00	0.00	0.00	0.00	0.00	0.00	0.00
019-9219	ERIE COUNTY COMMUNITY FOUNDATION GRANT FY19	0.23	0.00	0.00	0.00	0.00	0.23	0.00	0.23
019-9221	MENTAL HEALTH GRANT COUNSELING PROGRAM	0.00	0.00	0.00	10,365.00	10,365.00	(10,365.00)	0.00	(10,365.00)
022-0000	DISTRICT AGENCY FUND - PUBLIC LIBRARY	0.00	0.00	38,072.04	0.00	17,313.74	20,758.30	18,459.93	2,298.37
022-9016	STATE TOURNAMENT ACCOUNT	691.59	275.00	7,015.00	0.00	7,001.08	705.51	0.00	705.51
200-9020	CLASS OF 2020	9,933.44	0.00	0.00	9,933.44	9,933.44	0.00	0.00	0.00
200-9021	CLASS OF 2021	3,786.44	3,560.00	(41,666.00)	2,100.00	(44,460.00)	6,580.44	4,522.44	2,058.00
200-9022	CLASS OF 2022	0.00	0.00	1,404.11	0.00	1,031.06	373.05	0.00	373.05
200-9209	NATIONAL HONOR SOCIETY	4,279.37	50.00	1,225.00	0.00	1,009.75	4,494.62	0.00	4,494.62
200-9210	MCCORMICK NATIONAL HONOR SOCIETY	3,968.36	0.00	160.00	0.00	79.39	4,048.97	0.00	4,048.97
200-9211	HIGH SCHOOL YEARBOOK	8,165.24	335.00	1,315.00	0.00	99.00	9,381.24	0.00	9,381.24
200-9213	HIGH SCHOOL STUDENT COUNCIL	13,355.97	0.00	0.00	0.00	2,025.27	11,330.70	0.00	11,330.70
200-9214	TEEN LEADERSHIP CORPS	2,262.78	0.00	1,089.00	310.00	1,161.65	2,190.13	376.35	1,813.78
200-9216	HS SPEECH AND DEBATE	51.05	0.00	0.00	0.00	0.00	51.05	0.00	51.05
200-9220	MCCORMICK STUDENT COUNCIL	6,834.92	20.00	770.00	574.40	1,876.79	5,728.13	985.60	4,742.53
200-9221	HIGH SCHOOL - MODEL UN	0.00	0.00	0.00	0.00	0.00	0.00	0.00	0.00
200-9222	HIGH SCHOOL ART CLUB	1,302.39	0.00	0.00	0.00	0.00	1,302.39	0.00	1,302.39
200-9232	MCCORMICK YEARBOOK	1,499.91	0.00	503.00	0.00	673.35	1,329.56	1,500.00	(170.44)
200-9234	STEAM CONCESSIONS - MCCORMICK	592.26	0.00	0.00	0.00	0.00	592.26	0.00	592.26
200-9241	HIGH SCHOOL ACADEMIC CHALLENGE TEAM	2,044.59	0.00	600.00	250.00	1,452.00	1,192.59	0.00	1,192.59
300-0000	ATHLETICS - HURON CITY SCHOOLS	29,030.76	798.00	64,222.97	5,881.78	106,569.94	(13,316.21)	8,210.14	(21,526.35)
300-9020	HALL OF FAME BANQUET	127.67	0.00	0.00	0.00	0.00	127.67	0.00	127.67
300-9215	HURON VOCAL MUSIC PROGRAM	25,195.79	0.00	3,740.00	250.00	4,549.36	24,386.43	0.00	24,386.43
300-9220	BIDDY BOYS BASKETBALL	4,086.40	410.00	5,285.00	1,025.00	8,070.00	1,301.40	1,800.00	(498.60)
300-9221	BIDDY BASEBALL	4.10	0.00	180.00	0.00	0.00	184.10	0.00	184.10
300-9222	BIDDY BOYS GOLF	1,094.99	0.00	0.00	0.00	316.12	778.87	0.00	778.87
300-9223	BIDDY TRACK (BOYS AND GIRLS)	4,352.58	8,008.70	8,008.70	430.85	775.79	11,585.49	848.00	10,737.49

HURON CITY SCHOOL DISTRICT

Cash Summary Report

Full Account Code	Description	Initial Cash	MTD Received	FYTD Received	MTD Expended	FYTD Expended	Fund Balance	Encumbrance	Unencumbered Balance
300-9224	BIDDY BOYS SOCCER	\$ 7,578.02	\$ 210.00	\$ 210.00	\$ 0.00	\$ 0.00	\$ 7,788.02	\$ 0.00	\$ 7,788.02
300-9225	BIDDY CHEERLEADING	5,577.18	0.00	3,156.51	0.00	4,548.20	4,185.49	400.00	3,785.49
300-9226	BIDDY CROSS COUNTRY	18,114.15	0.00	9,247.82	0.00	3,642.63	23,719.34	500.00	23,219.34
300-9227	BIDDY FOOTBALL	9,324.02	0.00	13,530.25	177.23	9,440.19	13,414.08	1,463.99	11,950.09
300-9228	BIDDY GIRLS GOLF	0.00	0.00	2,000.00	0.00	616.03	1,383.97	0.00	1,383.97
300-9229	BIDDY GIRLS SOCCER	2,124.25	0.00	1,055.74	470.98	1,477.23	1,702.76	0.00	1,702.76
300-9230	BIDDY GIRLS BASKETBALL	8,822.22	3,080.00	11,357.00	400.00	10,349.75	9,829.47	8,200.00	1,629.47
300-9232	BIDDY GIRLS TENNIS	1,031.20	0.00	836.00	0.00	257.56	1,609.64	0.00	1,609.64
300-9233	BIDDY SOFTBALL	5,175.23	0.00	0.00	0.00	1,153.72	4,021.51	990.70	3,030.81
300-9234	BIDDY SWIMMING	957.03	0.00	0.00	0.00	0.00	957.03	0.00	957.03
300-9235	BIDDY VOLLEYBALL	11,941.59	0.00	7,142.10	0.00	5,373.14	13,710.55	0.00	13,710.55
300-9236	BIDDY WRESTLING	4,003.18	0.00	0.00	0.00	1,106.89	2,896.29	0.00	2,896.29
300-9237	BIDDY BOWLING TEAM	3,731.55	0.00	0.00	0.00	182.66	3,548.89	172.00	3,376.89
300-9238	BIDDY BOYS TENNIS	571.08	0.00	0.00	0.00	0.00	571.08	0.00	571.08
300-9250	BIDDY - OTHER SCHOOL ACTIVIIES	0.00	0.00	0.00	0.00	0.00	0.00	0.00	0.00
401-9018	AUXILIARY SERVICES FY18 (COMPLETED)	0.00	0.00	0.00	0.00	0.00	0.00	0.00	0.00
401-9019	MONTESSORI AUXILIARY FUNDS FY18 -FY19	0.00	0.00	0.00	0.00	0.00	0.00	0.00	0.00
401-9021	AUXILIARY SERVICES	0.00	0.00	0.00	0.00	0.00	0.00	0.00	0.00
401-9219	ST PETER AUXILIARY FY18-FY19	2,101.36	0.00	0.00	2,101.36	2,101.36	0.00	0.00	0.00
401-9221	ST PETER AUXILIARY FY20 - FY21	29,217.26	0.00	122,456.80	5,486.08	83,563.10	68,110.96	62,690.02	5,420.94
439-9019	PUBLIC SCHOOL PRESCHOOL GRANT FY19	0.00	0.00	0.00	0.00	0.00	0.00	0.00	0.00
439-9020	PUBLIC SCHOOL PRESCHOOL GRANT FY20	0.00	0.00	661.54	0.00	661.54	0.00	0.00	0.00
439-9021	PUBLIC SCHOOL PRESCHOOL GRANT FY20	0.00	1,620.10	64,000.00	1,620.10	64,000.00	0.00	0.00	0.00
451-9020	PUBLIC SCHOOLS CONNECTIVITY	0.00	0.00	0.00	0.00	0.00	0.00	0.00	0.00
451-9021	PUBLIC SCHOOLS CONNECTIVITY	0.00	0.00	7,200.00	7,200.00	7,200.00	0.00	0.00	0.00
467-9020	STUDENT WELLNESS & SUPPORT RESTRICTED FUNDS	145,648.89	0.00	344,421.91	9,902.38	215,606.02	274,464.78	0.00	274,464.78
499-9019	SCHOOL SAFETY GRANT 2019	0.00	0.00	0.00	0.00	0.00	0.00	0.00	0.00
499-9020	MISCELLANEOUS STATE GRANT FUND	3,485.40	0.00	0.00	0.00	0.00	3,485.40	1,729.04	1,756.36
499-9121	MISCELLANEOUS STATE GRANT FUND	0.00	0.00	0.00	0.00	0.00	0.00	0.00	0.00
507-9021	ESSER	0.00	0.00	109,832.37	2,974.00	133,512.61	(23,680.24)	7,520.61	(31,200.85)
507-9023	ESSER	0.00	0.00	0.00	0.00	0.00	0.00	190,098.69	(190,098.69)
510-9021	CORONA RELIEF FUND	0.00	0.00	60,976.03	0.00	60,976.03	0.00	0.00	0.00
510-9121	BROADBAND OHIO	0.00	2,246.34	38,903.36	2,246.34	38,903.36	0.00	3,196.11	(3,196.11)

HURON CITY SCHOOL DISTRICT

Cash Summary Report

Full Account Code	Description	Initial Cash	MTD Received	FYTD Received	MTD Expended	FYTD Expended	Fund Balance	Encumbrance	Unencumbered Balance
	CONNECTIVITY GRANT								
516-9019	IDEA-B 2019 SPECIAL EDUCATION	\$ 0.00	\$ 0.00	\$ 0.00	\$ 0.00	\$ 0.00	\$ 0.00	\$ 0.00	\$ 0.00
516-9020	IDEA-B 2020 SPECIAL EDUCATION	0.00	0.00	57,131.75	0.00	57,131.75	0.00	0.00	0.00
516-9021	IDEA-B 2021 SPECIAL EDUCATION	0.00	21,639.78	233,614.83	21,639.78	233,614.83	0.00	0.00	0.00
516-9219	2019 6B IDEA RESTORATION GRANT	0.00	0.00	0.00	0.00	0.00	0.00	0.00	0.00
572-9019	TITLE I 2019 IMPROVING BASIC PROGRAMS	0.00	0.00	0.00	0.00	0.00	0.00	0.00	0.00
572-9020	TITLE I 2020 IMPROVING BASIC PROGRAMS	0.00	0.00	29,426.62	0.00	29,426.62	0.00	0.00	0.00
572-9021	TITLE I 2021 IMPROVING BASIC PROGRAMS	0.00	17,667.12	178,489.68	17,667.12	178,489.68	0.00	6,145.47	(6,145.47)
572-9121	EXPANDING OPPORTUNITIES GRANT	0.00	0.00	4,060.00	0.00	4,060.00	0.00	0.00	0.00
572-9220	TITLE I DISADVANTAGED CHILDREN	0.00	0.00	0.00	0.00	0.00	0.00	0.00	0.00
587-9019	IDEA 2019 EARLY CHILDHOOD SPECIAL EDUCATION	0.00	0.00	0.00	0.00	0.00	0.00	0.00	0.00
587-9020	IDEA 2020 EARLY CHILDHOOD SPECIAL EDUCATION	0.00	0.00	0.00	0.00	0.00	0.00	0.00	0.00
587-9021	IDEA 2021 EARLY CHILDHOOD SPECIAL EDUCATION	0.00	0.00	7,813.42	0.00	7,813.42	0.00	0.00	0.00
590-0000	IMPROVING TEACHER QUALITY	0.00	0.00	0.00	0.00	0.00	0.00	0.00	0.00
590-9019	TITLE IIA 2019 IMPROVING TEACHER QUALITY	0.00	0.00	0.00	0.00	0.00	0.00	0.00	0.00
590-9020	IMPROVING TEACHER QUALITY	0.00	0.00	3,167.10	0.00	3,167.10	0.00	0.00	0.00
590-9021	IMPROVING TEACHER QUALITY	0.00	2,750.00	11,541.60	2,750.00	11,541.60	0.00	10,018.50	(10,018.50)
599-9019	TITLE IV 2019 STUDENT SUPPORT/ACA ENRICHMENT	0.00	0.00	0.00	0.00	0.00	0.00	0.00	0.00
599-9020	MISCELLANEOUS FED. GRANT FUND	0.00	0.00	940.13	0.00	940.13	0.00	0.00	0.00
599-9021	MISCELLANEOUS FED. GRANT FUND	0.00	2,188.42	10,202.54	2,188.42	10,202.54	0.00	0.00	0.00
Grand Total		\$ 5,427,057.00	\$ 420,573.91	\$ 1,453,695.02	\$ 1,453,695.02	\$ 6,270,511.07	\$ 6,270,511.07	\$ 1,260,935.26	\$ 5,009,575.81
				18,173,020.45		17,329,566.38			

Start Date: 05/01/2021

End Date: 05/31/2021

HURON CITY SCHOOL DISTRICT

Disbursement Summary Report

Reference Number	Check Number	Type	Date	Name	Vendor #	Status	Reconcile Date	Void Date	Amount
21915	6711	ACCOUNTS_PAYA BLE	5/4/2021	GORDON FOOD SERVICE INC	900040	RECONCILED	5/4/2021		\$ 502.79
21916	6712	ACCOUNTS_PAYA BLE	5/3/2021	CAPITAL ONE PUBLIC FUNDING LLC	900039	RECONCILED	5/4/2021		5,880.43
21917	6713	PAYROLL	5/4/2021	HURON CITY SCHOOL DISTRICT		RECONCILED	5/7/2021		348,609.41
21954	6714	ACCOUNTS_PAYA BLE	5/6/2021	HURON CITY SCHOOLS FOR MEDICAR	900011	RECONCILED	5/7/2021		4,717.94
21956	6715	ACCOUNTS_PAYA BLE	5/6/2021	SCHOOL EMPLOYEES RETIREMENT	900023	RECONCILED	5/7/2021		30.16
22004	6716	ACCOUNTS_PAYA BLE	5/19/2021	GORDON FOOD SERVICE INC	900040	RECONCILED	5/19/2021		4,219.91
22000	6717	ACCOUNTS_PAYA BLE	5/13/2021	OHIO SCHOOLS COUNCIL	900006	RECONCILED	5/13/2021		722.50
21998	6718	ACCOUNTS_PAYA BLE	5/13/2021	VISION SERVICE PLAN	900028	RECONCILED	5/13/2021		1,835.14
21999	6719	ACCOUNTS_PAYA BLE	5/13/2021	HURON EMPLOYEE INSURANCE	900009	RECONCILED	5/13/2021		6,034.24
22035	6720	ACCOUNTS_PAYA BLE	5/20/2021	HURON EMPLOYEE INSURANCE	900009	RECONCILED	5/21/2021		143,000.38
22036	6721	ACCOUNTS_PAYA BLE	5/21/2021	SCHOOL EMPLOYEES RETIREMENT	900023	RECONCILED	5/21/2021		15.35
22037	6722	ACCOUNTS_PAYA BLE	5/21/2021	GORDON FOOD SERVICE INC	900040	RECONCILED	5/21/2021		6,162.63
22074	6723	ACCOUNTS_PAYA BLE	5/27/2021	SCHOOL EMPLOYEES RETIREMENT	900023	RECONCILED	5/27/2021		59.89
22030	6724	PAYROLL	5/19/2021	HURON CITY SCHOOL DISTRICT		RECONCILED	5/20/2021		384,424.89
22032	6725	ACCOUNTS_PAYA BLE	5/20/2021	HURON CITY SCHOOLS FOR MEDICAR	900011	RECONCILED	5/20/2021		5,237.61
22031	6726	PAYROLL	5/19/2021	HURON CITY SCHOOL DISTRICT		RECONCILED	5/20/2021		4,498.72
22042	6727	ACCOUNTS_PAYA BLE	5/25/2021	GORDON FOOD SERVICE INC	900040	RECONCILED	5/25/2021		5,425.90
22082	6728	ACCOUNTS_PAYA BLE	5/28/2021	HUNTINGTON NATIONAL BANK	900101	RECONCILED	5/31/2021		9,315.00
22034	6729	ACCOUNTS_PAYA BLE	5/20/2021	STATE TEACHERS RETIREMENT	900001	RECONCILED	5/20/2021		88,528.00

Start Date: 05/01/2021

End Date: 05/31/2021

HURON CITY SCHOOL DISTRICT

Disbursement Summary Report

Reference Number	Check Number	Type	Date	Name	Vendor #	Status	Reconcile Date	Void Date	Amount
22033	6730	ACCOUNTS_PAYA BLE	5/20/2021	SCHOOL EMPLOYEES RETIREMENT	900002	RECONCILED	5/20/2021		\$ 24,962.00
22081	6731	ACCOUNTS_PAYA BLE	5/28/2021	GORDON FOOD SERVICE INC	900040	RECONCILED	5/31/2021		3,833.27
22041	6733	ACCOUNTS_PAYA BLE	5/24/2021	AMERICAN FIDELITY ASSURANCE CO	900013	RECONCILED	5/24/2021		5,931.43
21918	107949	ACCOUNTS_PAYA BLE	5/6/2021	AMERICAN EXPRESS	300290	RECONCILED	5/6/2021		1,817.48
21919	107950	ACCOUNTS_PAYA BLE	5/6/2021	AMERICAN EXPRESS	300634	RECONCILED	5/6/2021		4,761.79
21920	107951	ACCOUNTS_PAYA BLE	5/6/2021	REPUBLIC SERVICES #263	302029	RECONCILED	5/10/2021		4,063.91
21934	107952	ACCOUNTS_PAYA BLE	5/6/2021	BARNES & NOBLE INC	300502	RECONCILED	5/31/2021		2,390.20
21952	107953	ACCOUNTS_PAYA BLE	5/6/2021	BERARDI'S RESTAURANT	21479	RECONCILED	5/31/2021		97.86
21940	107954	ACCOUNTS_PAYA BLE	5/6/2021	BRICKER & ECKLER, LLP	423	RECONCILED	5/31/2021		923.80
21949	107955	ACCOUNTS_PAYA BLE	5/6/2021	BSN SPORTS, LLC	301544	VOID		5/21/2021	492.25
21947	107956	ACCOUNTS_PAYA BLE	5/6/2021	KARI CASE	303434	RECONCILED	5/31/2021		8.96
21943	107957	ACCOUNTS_PAYA BLE	5/6/2021	CDW GOVERNMENT INC	3120	RECONCILED	5/31/2021		1,090.00
21930	107958	ACCOUNTS_PAYA BLE	5/6/2021	CINTAS CORPORATION LOC. 318	3492	RECONCILED	5/21/2021		31.93
21931	107959	ACCOUNTS_PAYA BLE	5/6/2021	COMDOC INC	302968	RECONCILED	5/31/2021		5,589.10
21927	107960	ACCOUNTS_PAYA BLE	5/6/2021	DANBURY LOCAL SCHOOLS	303097	RECONCILED	5/31/2021		150.00
21935	107961	ACCOUNTS_PAYA BLE	5/6/2021	DATA RECOGNITION CORP	302769	RECONCILED	5/31/2021		2,280.46
21929	107962	ACCOUNTS_PAYA BLE	5/6/2021	THE ACADEMIC SUCCESS CENTER OF KENTUCKY LLC	303457	RECONCILED	5/31/2021		300.00
21923	107963	ACCOUNTS_PAYA BLE	5/6/2021	DANA FANTOZZ- SKAVNAK	6169	RECONCILED	5/31/2021		35.84
21932	107964	ACCOUNTS_PAYA BLE	5/6/2021	FLAGHOUSE INC	301695	RECONCILED	5/31/2021		906.45
21926	107965	ACCOUNTS_PAYA BLE	5/6/2021	HURON ACE HARDWARE	3213	RECONCILED	5/31/2021		18.76
21938	107966	ACCOUNTS_PAYA	5/6/2021	MCGRAW HILL	13319	RECONCILED	5/31/2021		346.59

Start Date: 05/01/2021

End Date: 05/31/2021

HURON CITY SCHOOL DISTRICT

Disbursement Summary Report

Reference Number	Check Number	Type	Date	Name	Vendor #	Status	Reconcile Date	Void Date	Amount
21944	107967	BLE ACCOUNTS_PAYA	5/6/2021	LLC MARGARETTA HIGH SCHOOL/ATHLETI	13217	RECONCILED	5/31/2021		\$ 220.00
21946	107968	BLE ACCOUNTS_PAYA	5/6/2021	VICTORIA J MEADOWS	14002	OUTSTANDING			31.36
21936	107969	BLE ACCOUNTS_PAYA	5/6/2021	TYLER MEES	303406	OUTSTANDING			16.80
21942	107970	BLE ACCOUNTS_PAYA	5/6/2021	STEVEN MYERS	13042	OUTSTANDING			33.60
21928	107971	BLE ACCOUNTS_PAYA	5/6/2021	NASCO	805088	RECONCILED	5/31/2021		2,426.50
21937	107972	BLE ACCOUNTS_PAYA	5/6/2021	WILBUR NEWELL	303435	RECONCILED	5/31/2021		2.80
21950	107973	BLE ACCOUNTS_PAYA	5/6/2021	CRAIG PACK	301478	RECONCILED	5/31/2021		1,124.68
21925	107974	BLE ACCOUNTS_PAYA	5/6/2021	RACHEL WIXEY AND ASSOCIATES LLC	302958	RECONCILED	5/31/2021		3,958.70
21921	107975	BLE ACCOUNTS_PAYA	5/6/2021	REALLY GOOD STUFF, LLC	18204	RECONCILED	5/10/2021		484.85
21922	107976	BLE ACCOUNTS_PAYA	5/6/2021	SCHOOL SPECIALTY INC	19910	RECONCILED	5/10/2021		2,631.73
21951	107977	BLE ACCOUNTS_PAYA	5/6/2021	STAPLES ADVANTAGE	19987	RECONCILED	5/10/2021		80.41
21948	107978	BLE ACCOUNTS_PAYA	5/6/2021	SUBURBAN SCHOOL TRANSPORTATIO N	302674	RECONCILED	5/31/2021		1,603.00
21924	107979	BLE ACCOUNTS_PAYA	5/6/2021	TOFT DAIRY INC	600014	VOID		5/6/2021	1,180.03
21945	107980	BLE ACCOUNTS_PAYA	5/6/2021	Keith Fabor	20089	RECONCILED	5/13/2021		69.70
21941	107981	BLE ACCOUNTS_PAYA	5/6/2021	VASU COMMUNICATIO NS INC	7155	RECONCILED	5/31/2021		110.00
21953	107982	BLE ACCOUNTS_PAYA	5/6/2021	VINSON GROUP, LLC	303174	RECONCILED	5/31/2021		6,633.33
21939	107983	BLE ACCOUNTS_PAYA	5/6/2021	CHRISTA WATSON	303456	OUTSTANDING			250.00
21933	107984	BLE ACCOUNTS_PAYA	5/6/2021	WILSON LANGUAGE TRAINING	301983	RECONCILED	5/31/2021		437.72
21955	107985	BLE ACCOUNTS_PAYA	5/6/2021	TOFT DAIRY INC	600014	RECONCILED	5/31/2021		1,013.46
21964	107986	BLE ACCOUNTS_PAYA	5/7/2021	ABBOTT MECHANICAL SERVICES	302671	RECONCILED	5/31/2021		614.40

Start Date: 05/01/2021

End Date: 05/31/2021

HURON CITY SCHOOL DISTRICT

Disbursement Summary Report

Reference Number	Check Number	Type	Date	Name	Vendor #	Status	Reconcile Date	Void Date	Amount
21965	107987	ACCOUNTS_PAYA BLE	5/7/2021	CINTAS CORPORATION LOC. 318	3492	RECONCILED	5/21/2021		\$ 31.93
21962	107988	ACCOUNTS_PAYA BLE	5/7/2021	CUSTOM BUS AND TRUCK PANELS	301570	RECONCILED	5/31/2021		426.30
21957	107989	ACCOUNTS_PAYA BLE	5/7/2021	ESC OF LORAIN COUNTY	6035	RECONCILED	5/31/2021		710.56
21960	107990	ACCOUNTS_PAYA BLE	5/7/2021	FRANKLIN SANITATION LLC	6010	RECONCILED	5/31/2021		275.00
21967	107991	ACCOUNTS_PAYA BLE	5/7/2021	INTERSTATE BATTERY SYSTEM NCO	9118	RECONCILED	5/31/2021		263.18
21958	107992	ACCOUNTS_PAYA BLE	5/7/2021	JDM STRUCTURES, LTD.	303458	RECONCILED	5/31/2021		500.00
21959	107993	ACCOUNTS_PAYA BLE	5/7/2021	NORTH POINT EDUCATIONAL	5011	RECONCILED	5/31/2021		8,766.42
21963	107994	ACCOUNTS_PAYA BLE	5/7/2021	OHIO ASSOCIATION OF	5066	RECONCILED	5/31/2021		100.00
21966	107995	ACCOUNTS_PAYA BLE	5/7/2021	OHIO EDISON COMPANY	15004	RECONCILED	5/31/2021		51.83
21968	107996	ACCOUNTS_PAYA BLE	5/7/2021	AGNES M SCHAFFER	301988	RECONCILED	5/31/2021		86.24
21961	107997	ACCOUNTS_PAYA BLE	5/7/2021	UPS	303283	RECONCILED	5/31/2021		106.05
21969	107998	REFUND	5/7/2021	DANIEL LEE	303360	OUTSTANDING			25.00
21970	107999	ACCOUNTS_PAYA BLE	5/10/2021	SUNRISE COOPERATIVE	19664	RECONCILED	5/31/2021		3,638.80
21974	108000	ACCOUNTS_PAYA BLE	5/12/2021	ACADEMIC THERAPY PUBLICATIONS	301943	RECONCILED	5/31/2021		128.80
21988	108001	ACCOUNTS_PAYA BLE	5/12/2021	AG-PRO OHIO, LLC	303239	RECONCILED	5/31/2021		399.55
21976	108002	ACCOUNTS_PAYA BLE	5/12/2021	BUCKEYE BROADBAND, INC	303008	RECONCILED	5/31/2021		86.57
21987	108003	ACCOUNTS_PAYA BLE	5/12/2021	MANEUL SEIDELMAN- BURNS	302719	RECONCILED	5/31/2021		300.00
21975	108004	ACCOUNTS_PAYA BLE	5/12/2021	EUCLCID BOARD OF EDUCATION	303442	RECONCILED	5/31/2021		350.00
21978	108005	ACCOUNTS_PAYA BLE	5/12/2021	FIRELANDS CORPORATE HEALTH CTR	6202	RECONCILED	5/31/2021		181.00
21985	108006	ACCOUNTS_PAYA BLE	5/12/2021	FIRELANDS REGIONAL MED CTR	6045	RECONCILED	5/31/2021		3,480.40
21977	108007	ACCOUNTS_PAYA	5/12/2021	JOSTENS INC	10005	RECONCILED	5/19/2021		9.49

Start Date: 05/01/2021

End Date: 05/31/2021

HURON CITY SCHOOL DISTRICT

Disbursement Summary Report

Reference Number	Check Number	Type	Date	Name	Vendor #	Status	Reconcile Date	Void Date	Amount
22003	108029	ACCOUNTS_PAYA BLE	5/14/2021	WHITE HOUSE ARTESIAN SPRINGS	23058	RECONCILED	5/31/2021		\$ 25.00
22009	108030	ACCOUNTS_PAYA BLE	5/19/2021	ABBOTT MECHANICAL SERVICES	302671	RECONCILED	5/31/2021		388.50
22027	108031	ACCOUNTS_PAYA BLE	5/19/2021	APPLE COMPUTER INC	1313	RECONCILED	5/31/2021		19.00
22012	108032	ACCOUNTS_PAYA BLE	5/19/2021	TELESYSTEM	301007	RECONCILED	5/31/2021		905.08
22010	108033	ACCOUNTS_PAYA BLE	5/19/2021	CARDINAL BUS SALES	3418	RECONCILED	5/31/2021		22.13
22015	108034	ACCOUNTS_PAYA BLE	5/19/2021	CINTAS CORPORATION LOC. 318	3492	RECONCILED	5/31/2021		36.21
22008	108035	ACCOUNTS_PAYA BLE	5/19/2021	CONTINENTAL	303424	RECONCILED	5/31/2021		319.65
22016	108036	ACCOUNTS_PAYA BLE	5/19/2021	COPORATE COMPASS TRAINING	303194	RECONCILED	5/31/2021		650.00
22029	108037	ACCOUNTS_PAYA BLE	5/19/2021	WILLIAM J DENNEY	303460	OUTSTANDING			1,200.00
22024	108038	ACCOUNTS_PAYA BLE	5/19/2021	DOMINO'S PIZZA INC #2265	4090	RECONCILED	5/31/2021		127.84
22018	108039	ACCOUNTS_PAYA BLE	5/19/2021	MARK A DOUGHTY	4236	OUTSTANDING			95.76
22028	108040	ACCOUNTS_PAYA BLE	5/19/2021	ERIE COUNTY	5083	RECONCILED	5/31/2021		11,385.00
22025	108041	ACCOUNTS_PAYA BLE	5/19/2021	EDUCATIONAL SERVICE CENTER OF	303213	RECONCILED	5/31/2021		6,495.00
22020	108042	ACCOUNTS_PAYA BLE	5/19/2021	NORTH POINT EDUCATIONAL	5011	RECONCILED	5/31/2021		468.61
22005	108043	ACCOUNTS_PAYA BLE	5/19/2021	NYECO GAS	302446	RECONCILED	5/31/2021		18.90
22023	108044	ACCOUNTS_PAYA BLE	5/19/2021	OAKLAND CITY UNIVERSITY	303462	OUTSTANDING			900.00
22007	108045	ACCOUNTS_PAYA BLE	5/19/2021	OHIO EDISON COMPANY	15004	RECONCILED	5/31/2021		778.43
22022	108046	ACCOUNTS_PAYA BLE	5/19/2021	OHIO EDISON COMPANY	15005	RECONCILED	5/31/2021		2,131.08
22006	108047	ACCOUNTS_PAYA BLE	5/19/2021	PARDEE ENVIRONMENTA L	303310	OUTSTANDING			6,900.00
22021	108048	ACCOUNTS_PAYA BLE	5/19/2021	POINT SPRING & DRIVESHAFT CO	16633	OUTSTANDING			35.44
22017	108049	ACCOUNTS_PAYA BLE	5/19/2021	RACHEL WIXEY AND ASSOCIATES	302958	RECONCILED	5/31/2021		3,643.65

Start Date: 05/01/2021

End Date: 05/31/2021

HURON CITY SCHOOL DISTRICT

Disbursement Summary Report

Reference Number	Check Number	Type	Date	Name	Vendor #	Status	Reconcile Date	Void Date	Amount
				LLC					
22011	108050	ACCOUNTS_PAYA BLE	5/19/2021	SAN BAY COMPANY	19005	RECONCILED	5/31/2021		\$ 1,074.60
22026	108051	ACCOUNTS_PAYA BLE	5/19/2021	SCOIR, INC	303328	OUTSTANDING			590.00
22019	108052	ACCOUNTS_PAYA BLE	5/19/2021	WESLEY B SELLERS	300209	RECONCILED	5/31/2021		142.16
22014	108053	ACCOUNTS_PAYA BLE	5/19/2021	BREWER- GARRETT	302975	RECONCILED	5/31/2021		1,495.30
22013	108054	ACCOUNTS_PAYA BLE	5/19/2021	TOFT DAIRY INC	600014	RECONCILED	5/31/2021		1,668.33
22039	108055	ACCOUNTS_PAYA BLE	5/21/2021	COLUMBIA GAS OF OHIO	3249	VOID		5/21/2021	2,420.77
22038	108056	ACCOUNTS_PAYA BLE	5/21/2021	BSN SPORTS, LLC	301544	RECONCILED	5/31/2021		527.25
22040	108057	ACCOUNTS_PAYA BLE	5/21/2021	COLUMBIA GAS OF OHIO	3249	RECONCILED	5/31/2021		2,421.77
22070	108058	ACCOUNTS_PAYA BLE	5/26/2021	ASSETGENIE, INC.	303022	OUTSTANDING			89.85
22061	108059	ACCOUNTS_PAYA BLE	5/26/2021	BRICKER & ECKLER, LLP	423	OUTSTANDING			24,342.30
22066	108060	ACCOUNTS_PAYA BLE	5/26/2021	HOLLY CHARVILLE	301038	OUTSTANDING			15.68
22049	108061	ACCOUNTS_PAYA BLE	5/26/2021	CHOP DROP LLC	303464	OUTSTANDING			1,500.00
22060	108062	ACCOUNTS_PAYA BLE	5/26/2021	CINTAS CORPORATION LOC. 318	3492	OUTSTANDING			31.93
22063	108063	ACCOUNTS_PAYA BLE	5/26/2021	CITY OF NORWALK	3339	OUTSTANDING			400.00
22047	108064	ACCOUNTS_PAYA BLE	5/26/2021	ERIE COUNTY	5083	VOID		5/27/2021	8,025.69
22062	108065	ACCOUNTS_PAYA BLE	5/26/2021	ESC OF CENTRAL OHIO	301685	OUTSTANDING			819.00
22067	108066	ACCOUNTS_PAYA BLE	5/26/2021	HARBOR DOOR LLC	300811	OUTSTANDING			2,217.56
22069	108067	ACCOUNTS_PAYA BLE	5/26/2021	HPC	302162	OUTSTANDING			875.00
22053	108068	ACCOUNTS_PAYA BLE	5/26/2021	JOSTENS INC	10005	RECONCILED	5/31/2021		27.41
22071	108069	ACCOUNTS_PAYA BLE	5/26/2021	JULIE LENNER- MCDONALD	303113	OUTSTANDING			240.24
22050	108070	ACCOUNTS_PAYA BLE	5/26/2021	LORIS PRINTING & PARTY CENTER	12387	OUTSTANDING			89.53
22064	108071	ACCOUNTS_PAYA BLE	5/26/2021	M F ATHLETIC	13420	VOID		5/27/2021	323.15
22065	108072	ACCOUNTS_PAYA	5/26/2021	BETH ANNE	302018	OUTSTANDING			119.00

Start Date: 05/01/2021

End Date: 05/31/2021

HURON CITY SCHOOL DISTRICT

Disbursement Summary Report

Reference Number	Check Number	Type	Date	Name	Vendor #	Status	Reconcile Date	Void Date	Amount
		BLE		MCFARLAND					
22058	108073	ACCOUNTS_PAYA	5/26/2021	NORWALK BOOSTERS	303445	OUTSTANDING			\$ 125.00
22054	108074	ACCOUNTS_PAYA	5/26/2021	OILER BASKETBALL TEAM CAMP	301621	OUTSTANDING			900.00
22056	108075	ACCOUNTS_PAYA	5/26/2021	PRESTO BRASS FITTINGS INC	16634	OUTSTANDING			240.78
22043	108076	ACCOUNTS_PAYA	5/26/2021	RACHEL WIXEY AND ASSOCIATES LLC	302958	OUTSTANDING			4,181.37
22057	108077	ACCOUNTS_PAYA	5/26/2021	RILEY'S ANGELS	303453	OUTSTANDING			310.00
22045	108078	ACCOUNTS_PAYA	5/26/2021	RIPCHO STUDIO INC	18158	OUTSTANDING			19.00
22068	108079	ACCOUNTS_PAYA	5/26/2021	SAM'S CLUB / SYCRONY BANK	19979	OUTSTANDING			77.36
22051	108080	ACCOUNTS_PAYA	5/26/2021	SAN BAY COMPANY	19005	OUTSTANDING			318.66
22046	108081	ACCOUNTS_PAYA	5/26/2021	STAPLES ADVANTAGE	19987	RECONCILED	5/31/2021		43.08
22055	108082	ACCOUNTS_PAYA	5/26/2021	SUBURBAN SCHOOL TRANSPORTATION	302674	OUTSTANDING			2,061.00
22052	108083	ACCOUNTS_PAYA	5/26/2021	TERMINAL SUPPLY COMPANY	20508	OUTSTANDING			729.76
22059	108084	ACCOUNTS_PAYA	5/26/2021	THE READING WAREHOUSE INC	303441	OUTSTANDING			1,297.50
22048	108085	ACCOUNTS_PAYA	5/26/2021	TOFT DAIRY INC	600014	OUTSTANDING			1,397.59
22044	108086	ACCOUNTS_PAYA	5/26/2021	WHITE HOUSE ARTESIAN SPRINGS	23058	OUTSTANDING			7.00
22072	108087	ACCOUNTS_PAYA	5/27/2021	ERIE COUNTY	5083	OUTSTANDING			8,125.69
22073	108088	ACCOUNTS_PAYA	5/27/2021	M F ATHLETIC	13420	OUTSTANDING			311.85
22079	108089	ACCOUNTS_PAYA	5/27/2021	CARDINAL BUS SALES	3418	OUTSTANDING			21.13
22077	108090	ACCOUNTS_PAYA	5/27/2021	WITT TENT TABLE CHAIR RENTAL	23196	OUTSTANDING			1,800.00
22080	108091	ACCOUNTS_PAYA	5/27/2021	OHSAA	300380	OUTSTANDING			80.00
22076	108092	ACCOUNTS_PAYA	5/27/2021	BRAINPOP LLC	300641	OUTSTANDING			525.00

Start Date: 05/01/2021

End Date: 05/31/2021

HURON CITY SCHOOL DISTRICT Disbursement Summary Report

Reference Number	Check Number	Type	Date	Name	Vendor #	Status	Reconcile Date	Void Date	Amount
22075	108093	ACCOUNTS_PAYA BLE	5/27/2021	TOM'S TROPHIES SHOP	302704	OUTSTANDING			\$ 105.00
22078	108094	ACCOUNTS_PAYA BLE	5/27/2021	TOFT DAIRY INC	600014	OUTSTANDING			149.93
Grand Total									\$ 1,360,611.22

Huron City School District

Investment Portfolio

As of May 31, 2021

Star Ohio

Money Market

<u>Term</u>	<u>Amount</u>	<u>Interest</u>	<u>Interest Paid</u>	<u>Maturity</u>
n/a	\$3,820,454.93	0.10%	monthly	n/a

Star Ohio Plus

Money Market

<u>Term</u>	<u>Amount</u>	<u>Interest</u>	<u>Interest Paid</u>	<u>Maturity Date</u>
n/a	\$8.57	0.07%	monthly	n/a

Morgan Stanley

CD

<u>Term</u>	<u>Amount</u>	<u>Interest</u>	<u>Interest Paid</u>	<u>Maturity</u>
	\$100,917.46	0.15%	monthly	5/3/21

UBS

Fixed Income

<u>Term</u>	<u>Amount</u>	<u>Interest</u>	<u>Interest Paid</u>	<u>Maturity</u>
Varies	\$1,418,471.91	varies	monthly	varies

Fifth Third

Money Market

<u>Term</u>	<u>Amount</u>	<u>Interest</u>	<u>Interest Paid</u>	<u>Maturity</u>
n/a	\$698,245.65	0.10%	monthly	n/a

Total **\$6,038,098.52**



Huron City School District

Monthly Financial Report

Fiscal Year 2021 Revenue and Expenditure Activity Through May

Randy Drewyor
Treasurer/CFO



Table of Contents

FISCAL YEAR 2021 REVENUE AND EXPENDITURE ANALYSIS THROUGH MAY	3
FISCAL YEAR 2021 MONTHLY REVENUE ANALYSIS - MAY	4
FISCAL YEAR 2021 REVENUE ANALYSIS - JULY - MAY	5
FISCAL YEAR 2021 MONTHLY EXPENDITURE ANALYSIS - MAY	6
FISCAL YEAR 2021 EXPENDITURE ANALYSIS - JULY - MAY	7

FISCAL YEAR 2021 REVENUE AND EXPENDITURE ANALYSIS THROUGH MAY

1. ACTUAL COMPARED TO FORECAST VARIANCE AND NET FAVORABILITY ANALYSIS

CURRENT YEAR-TO-DATE
REVENUE COLLECTIONS
INDICATE A

\$12,413

UNFAVORABLE COMPARED TO
FORECAST

CURRENT YEAR-TO-DATE
EXPENDITURES INDICATE A

\$441,068

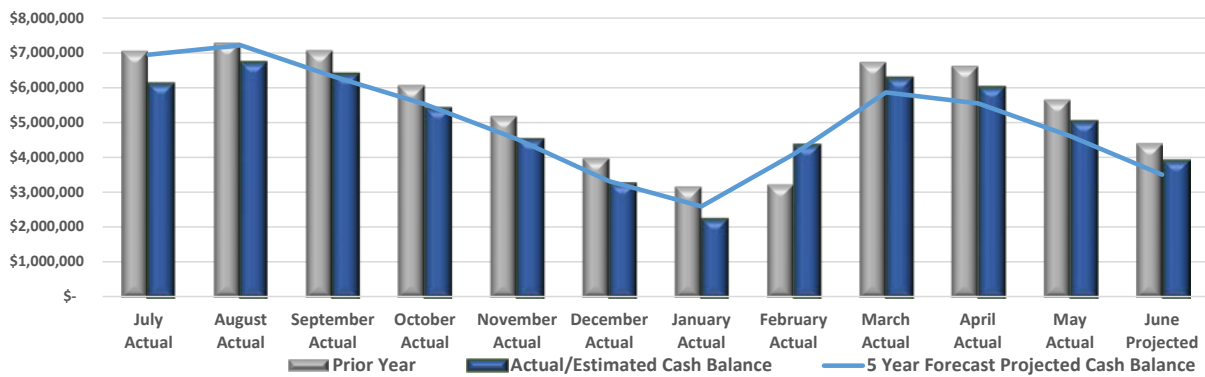
FAVORABLE COMPARED TO
FORECAST

POTENTIAL NET IMPACT
WOULD RESULT IN A

\$428,655

FAVORABLE IMPACT ON THE
CASH BALANCE

2. VARIANCE AND CASH BALANCE COMPARISON



MAY CASH BALANCE IS

\$596,252

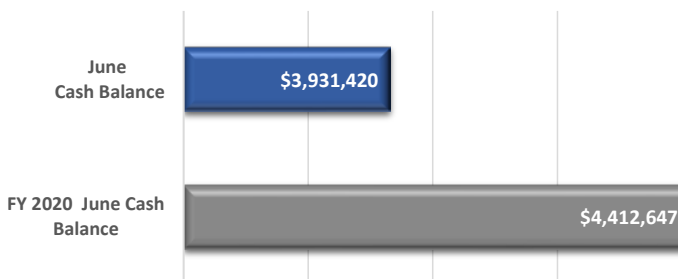
LESS THAN LAST MAY

MAY CASH BALANCE IS

\$428,655

MORE THAN THE FORECASTED
AMOUNT

3. FISCAL YEAR 2021 REVENUE SHORTFALL/SURPLUS ANALYSIS (BASED UPON ACTUAL/ESTIMATED VARIANCE)



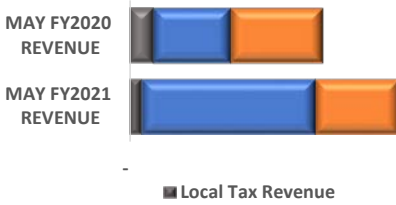
OPERATING DEFICIT OF

\$(481,227)

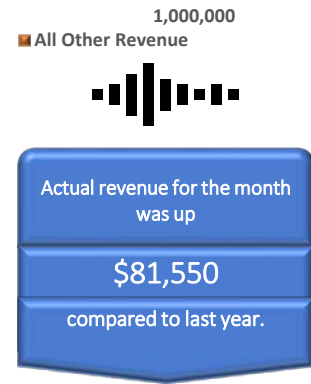
WILL DECREASE THE CASH BALANCE
BY THE END OF THE FISCAL YEAR

FISCAL YEAR 2021 MONTHLY REVENUE ANALYSIS - MAY

1. MAY REVENUE COLLECTIONS COMPARED TO PRIOR YEAR

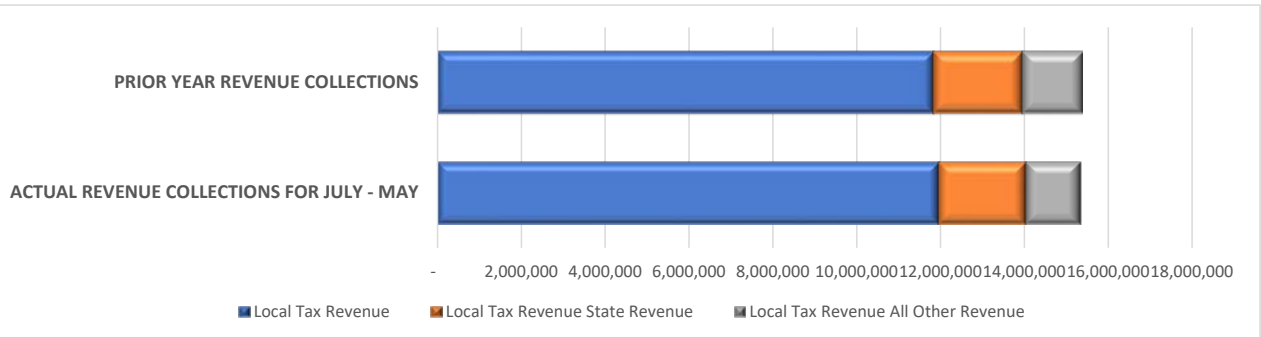


	Actual Revenue Collections For May	Prior Year Revenue Collections	Actual Compared to Last Year
Local Tax Revenue	12,416	24,832	▼ (12,416)
State Revenue	184,924	82,514	▲ 102,410
All Other Revenue	90,008	98,453	▼ (8,444)
Total Revenue	287,348	205,798	▲ 81,550



Positive trend reflects restoration of state funding from last year's cuts.

2. ACTUAL REVENUE RECEIVED THROUGH MAY COMPARED TO THE PRIOR YEAR



	Actual Revenue Collections For July - May	Prior Year Revenue Collections For July - May	Current Year Compared to Last Year
Local Tax Revenue	11,952,309	11,831,881	▲ 120,428
State Revenue	2,075,341	2,113,823	▼ (38,482)
All Other Revenue	1,294,931	1,441,798	▼ (146,868)
Total Revenue	15,322,581	15,387,502	▼ (64,922)



Interest revenue reductions and other fees are the main driver of FY21 revenue less than FY20.

FISCAL YEAR 2021 REVENUE ANALYSIS - JULY - MAY

3. POSSIBLE CASH FLOW VARIANCE FROM FORECAST DUE TO FYTD ACTUAL RESULTS

CURRENT YEAR-TO-DATE REVENUE
COLLECTIONS INDICATE A

\$12,413

UNFAVORABLE COMPARED TO
FORECAST

	Forecast Annual Revenue Estimates	Cash Flow Actual/Estimated Calculated Annual Amount	Current Year Forecast Compared to Actual/Estimated
Local Tax Revenue	12,068,509	11,952,309	(116,200)
State Revenue	2,096,957	2,278,768	181,811
All Other Revenue	1,459,782	1,381,758	(78,024)
Total Revenue	15,625,248	15,612,835	(12,413)

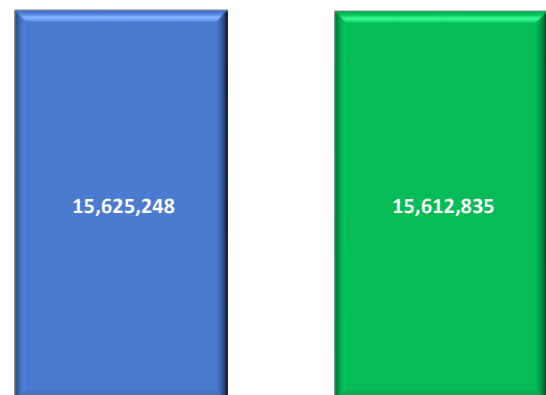
The district's current cash flow, both actual and estimated indicate a unfavorable variance of \$12,413

State revenue positive trend is due to state funding restoration. Local tax revenue shortfall is due to collections and overestimate of new taxes. All other revenue decreases are due to a reduction in interest revenue.

4. REVENUE VARIANCE ANALYSIS OF POTENTIAL IMPACT

Results through May indicate that Fiscal Year 2021 actual/estimated revenue could total \$15,612,835, a unfavorable variance of \$12,413 compared to the annual forecast total revenue. This means the forecast cash balance could be reduced.

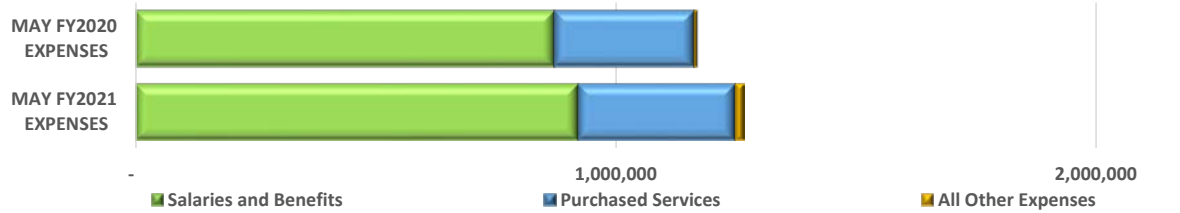
Comparison of 5 Year Forecast Total Revenue
with Actual + Estimated Monthly Cash Flow



2021 5-Year Forecast Total Revenue July - May Actual Revenue Collected To-date plus June Estimated Revenue Collections

FISCAL YEAR 2021 MONTHLY EXPENDITURE ANALYSIS - MAY

1. MAY EXPENDITURES COMPARED TO PRIOR YEAR

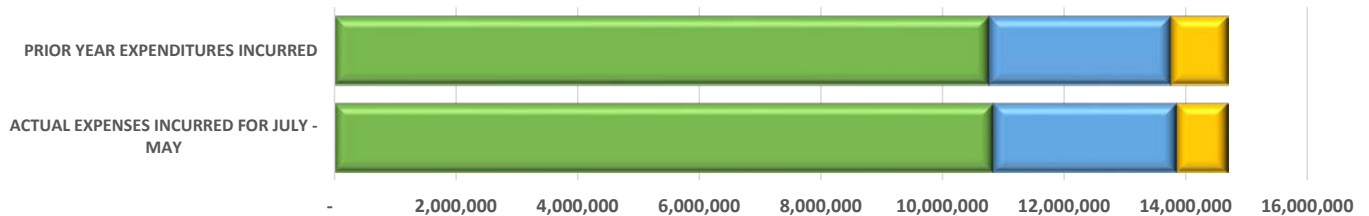


	Actual Expenses For May	Prior Year Expenditure Incurred	Actual Compared to Last Year
Salaries and Benefits	920,847	871,354	▲ 49,493
Purchased Services	325,828	291,344	▲ 34,485
All Other Expenses	20,265	7,692	▲ 12,573
Total Expenditures	1,266,941	1,170,390	▲ 96,551

Actual expenses for the month was up
\$96,551
 compared to last year.

Increases year-over-year are partially timing of expenses and inflationary changes.

2. ACTUAL EXPENSES INCURRED THROUGH MAY COMPARED TO THE PRIOR YEAR



	Actual Expenses For July - May	Prior Year Expenditures Incurred	Actual Compared to Last Year
Salaries and Benefits	10,829,928	10,761,972	▲ 67,956
Purchased Services	3,017,252	2,999,925	▲ 17,327
All Other Expenses	830,699	932,390	▼ (101,691)
Total Expenditures	14,677,879	14,694,286	▼ (16,407)

Compared to the same period, total expenditures are

\$16,407

lower than the previous year

FISCAL YEAR 2021 EXPENDITURE ANALYSIS - JULY - MAY

3. POSSIBLE CASH FLOW VARIANCE FROM FORECAST DUE TO FYTD ACTUAL RESULTS

**CURRENT YEAR-TO-DATE
EXPENDITURES INDICATE A**

\$441,068

**FAVORABLE COMPARED TO
FORECAST**


	Forecasted Annual Expenses	Cash Flow Actual/Estimated Calculated Annual Amount	Forecasted amount compared to Actual/Estimated
Salaries and Benefits	11,843,065	11,723,183	▼ (119,882)
Purchased Services	3,521,328	3,357,447	▼ (163,881)
All Other Expenses	1,170,738	1,013,432	▼ (157,306)
Total Expenditures	16,535,130	16,094,062	▼ (441,068)

The district's current cash flow, both actual and estimated expenditures indicate a favorable variance of \$441,068.

4. EXPENDITURE VARIANCE ANALYSIS OF POTENTIAL IMPACT

Results through May indicate that Fiscal Year 2021 actual/estimated expenditures could total \$16,094,062 which has a favorable expenditure variance of \$441,068. This means the forecast cash balance could be improved.

Comparison of 5 Year Forecast Total Expenditures with Actual + Estimated Monthly Cash Flow



2021 5-Year Forecast Total Expenditures July - May Actual Expended to-date plus June Estimated Expenditures

Fiscal Year 2020-2021

May 2021

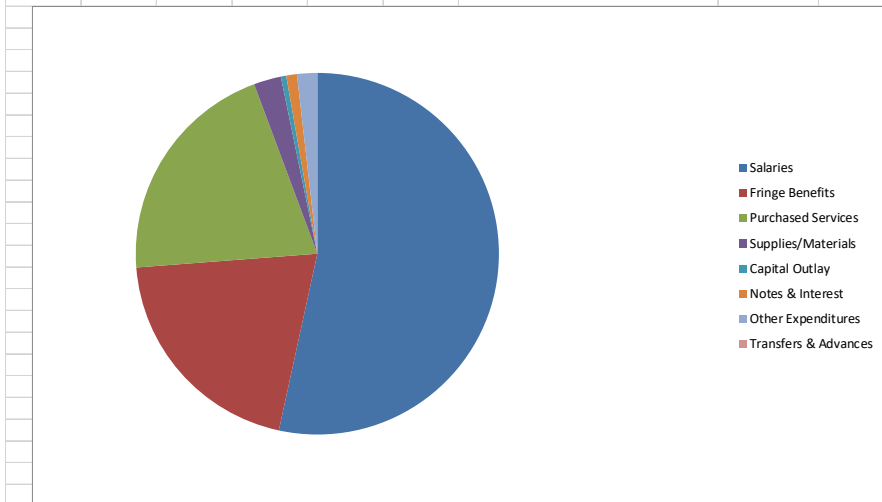
GENERAL FUND

HURON CITY SCHOOL DISTRICT

	Budget FY 20-21	Current Fiscal YTD	% of Total	Actual FY 19-20	Prior Fiscal YTD	% of Total	% CHANGE FY 21 TO FY 20
REVENUE							
Beginning Cash Balance		4,407,001			5,608,948		
Real Estate Taxes	9,955,466	9,830,215	98.7%	9,770,688	9,770,688	100.0%	0.6%
Public Utilities Personal Property	741,877	813,487	109.7%	698,646	698,646	100.0%	16.4%
Unrestricted State Aid	2,047,473	2,047,690	100.0%	2,081,551	2,088,537	100.3%	-2.0%
Restricted State Aid	49,484	27,651	55.9%	27,800	25,286	91.0%	9.4%
Property Tax Allocation - Rollback & Homestead	1,354,871	1,301,945	96.1%	1,362,547	1,362,547	100.0%	
Tuition	978,593	916,353	93.6%	988,484	739,767	74.8%	23.9%
Interest	95,542	9,157	9.6%	127,391	118,372	92.9%	-92.3%
All other	335,635	241,985	72.1%	338,630	FALSE	0.0%	#DIV/0!
Total General Fund Revenue	15,558,941	15,188,483	97.6%	15,395,737	14,803,843	96.2%	2.6%
EXPENSES							
Salaries	8,588,073	7,838,451	91.3%	8,515,854	7,895,347	92.7%	-0.7%
Benefits	3,267,727	2,991,477	91.5%	3,113,224	2,866,624	92.1%	4.4%
Purchased Services	3,364,596	3,017,252	89.7%	3,287,950	2,999,924	91.2%	0.6%
Supplies	464,962	357,051	76.8%	433,289	400,502	92.4%	-10.8%
Capital Outlay	83,714	70,596	84.3%	80,906	78,894	97.5%	-10.5%
Notes & Interest	142,087	139,725	98.3%	142,087	142,087	100.0%	-1.7%
Other Expenses	317,450	263,327	83.0%	311,689	310,586	99.6%	-15.2%
Transfers & Advances Out	75,000	0	0.0%	100,000	0	0.0%	0.0%
Total General Fund Expenses	16,303,609	14,677,879	90.0%	15,984,999	14,693,964	91.9%	-0.1%
Net Cash Flow Fiscal Year to Date		510,604			109,879		
Ending Cash Balance		4,917,605			5,718,827		
Outstanding Purchase Orders		1,209,883			976,824		
Unencumbered Cash Balance		3,707,722			4,742,003		
True Days Cash		83			108		
Estimated Cost Per Day		44,667			43,795		



EXPENSE ITEM	FISCAL YTD
Salaries	\$7,838,451
Fringe Benefits	\$2,991,477
Purchased Services	\$3,017,252
Supplies/Materials	\$357,051
Capital Outlay	\$70,596
Notes & Interest	\$139,725
Other Expenditures	\$263,327
Transfers & Advances	\$0
Total Expenditures	\$14,677,879





Huron City School District

Federal Programs Summary FY2021

Program Name:	Fund/SCC	Initial Allocation:	Total Revenues:	Total Expenses:	Cash Balance:	Encumbrances:	Remaining Balance:
Title I - Improving Basic Programs	572.9021	\$262,594.79	\$178,489.68	\$178,489.68	\$0.00	\$739.92	\$83,365.19
Expanding Opportunities Grant	572.9121	\$4,507.94	\$4,060.00	\$4,060.00	\$0.00	\$0.00	\$447.94
Title IIA - Supporting Effective Instruction	590.9021	\$38,327.14	\$11,541.60	\$11,541.60	\$0.00	\$6,166.70	\$20,618.84
Title IV - Student Support and Academic Enrichment	599.9021	\$23,125.00	\$10,202.54	\$10,202.54	\$0.00	\$0.00	\$12,922.46
IDEA-B - Special Education	516.9021	\$302,407.87	\$233,614.93	\$233,614.83	\$0.10	\$0.00	\$68,793.04
IDEA Early Childhood Special Education	587.9021	\$10,113.05	\$7,813.42	\$7,813.42	\$0.00	\$0.00	\$2,299.63
ESSER	507.9021	\$193,663.50	\$109,832.37	\$130,538.61	-\$20,706.24	\$15,360.00	\$47,764.89
Student Wellness	467.9020	\$488,016.72	\$344,421.91	\$127,396.18	\$362,674.62	\$32,648.82	\$327,971.72
BroadbandOhio Connectivity	510.9121	\$40,290.00	\$38,903.36	\$38,903.36	\$0.00	\$3,196.11	-\$1,809.47
State CARES	510.9021	\$60,976.03	\$60,976.03	\$60,976.03	\$0.00	\$0.00	\$0.00
Early Childhood Education - State	439.9021	\$64,000.00	\$64,000.00	\$64,000.00	\$0.00	\$0.00	\$0.00
Totals:		\$1,488,022.04	\$1,063,855.84	\$867,536.25	\$341,968.48	\$58,111.55	\$562,374.24

Activity through May 31, 2021