

HURON CITY SCHOOL DISTRICT

Treasurer's Report

Betty Schwiefert, Interim Treasurer



Monthly Financial Report – March 2022

1. *Cash Reconciliation*
2. *Cash Summary – All Funds*
3. *Disbursement Summary*
4. *Investment Portfolio*
5. *Monthly Financial Report (narrative of cash flows)*
6. *General Fund Financial Report (spreadsheet and graphic)*
7. *Federal & State Grants*

Date: 04/01/2022
Time: 07:28

HURON CITY SCHOOL DISTRICT
Cash Reconciliation as of 03/31/2022

Page: 1

Gross Depository Balances:

Civista \$1,313,242.11
Civista Credit Card Account \$5,305.13

Total Depository Balances (Gross) \$1,318,547.24

Adjustments to Bank Balance:

Cash in Transit to Bank \$0.00
Outstanding Checks (\$29,261.13)
Adjustments:

Total Adjustments to Bank Balance (\$29,261.13)

Investments:

Treasury Bonds and Notes \$0.00
Certificate of Deposits \$0.00
Other Securities \$0.00

Other Investments:

UBS Investments \$1,059,292.44
5/3 Investments \$698,412.14
STAR Ohio \$4,704,911.87

Total Investments \$6,462,616.45

Cash on Hand:

Petty Cash:
Change Cash:
Cash with Fiscal Agent \$0.00


Total Cash on Hand \$0.00

Total Balances \$7,751,902.56

Total Fund Balance \$7,751,902.56

Depository Clearance Accounts:

Total Clearance Account Balances \$0.00


Treasurer

HURON CITY SCHOOL DISTRICT Cash Summary Report

Full Account Code	Description	Initial Cash	MTD Received	FYTD Received	MTD Expended	FYTD Expended	Fund Balance	Encumbrance	Unreconciled Balance
001-0000	GENERAL FUND	\$ 3,683,838.09	\$ 3,123,651.08	\$ 14,980,321.02	\$ 1,344,702.15	\$ 11,862,789.30	\$ 6,801,369.81	\$ 1,277,754.84	\$ 5,523,614.97
001-9194	BUS PURCHASE ALLOWANCE	53,368.84	0.00	0.00	0.00	53,368.84	0.00	0.00	0.00
002-9002	BOND RETIRE - HURON PUBLIC LIBRARY	305,446.79	145,220.49	265,322.35	2,838.67	276,210.85	294,558.29	13,475.00	281,083.29
003-9004	PERMANENT IMPROVEMENT FUND	234,292.27	299,013.16	569,748.12	20,451.11	392,950.73	411,089.66	47,766.29	363,323.37
006-0000	FOOD SERVICE FUND	150.95	66,504.85	463,220.31	56,188.96	542,078.28	(78,707.02)	61,604.80	(140,311.82)
006-9020	SANDI LUNCH FUND	12,522.46	0.00	2,000.00	0.00	0.00	14,522.46	0.00	14,522.46
007-9001	MEMORIAL SCHOLARSHIP FUND	48,385.60	4,142.00	18,752.79	0.00	29,384.55	37,753.84	1,500.00	36,253.84
007-9003	BOYS SOCCER SCHOLARSHIP	8,502.45	0.00	0.00	0.00	1,000.00	7,502.45	0.00	7,502.45
007-9004	FOOTBALL SCHOLARSHIPS	7,602.82	0.00	0.00	0.00	2,400.00	5,202.82	0.00	5,202.82
007-9005	SWIMMING SCHOLARSHIPS	1,351.89	0.00	0.00	0.00	1,000.00	351.89	0.00	351.89
007-9006	ADDISON AND OZELMA WILES SCHOLARSHIP FUND	2,230.98	0.00	0.00	0.00	0.00	2,230.98	0.00	2,230.98
007-9009	HURON STRONG - COVID-19 DONATIONS	113.17	0.00	0.00	113.17	113.17	0.00	0.00	0.00
007-9011	LEIDHEISER SCHOLARSHIP TRUST FUND	1,321.07	0.00	0.00	0.00	1,000.00	321.07	0.00	321.07
007-9015	THE POPPY MEMORIAL SCHLARSHIP FUND	6,678.00	0.00	0.00	0.00	2,000.00	4,678.00	0.00	4,678.00
007-9016	CROSS COUNTRY SCHOLARSHIP FUND	1,828.81	0.00	1,335.00	0.00	750.00	2,413.81	0.00	2,413.81
007-9017	TRACK SCHOLARSHIP FUND	2,000.00	0.00	0.00	0.00	2,000.00	0.00	0.00	0.00
007-9020	SCOTT KLAIBER MEMORIAL CROSS COUNTRY SCHOLARSHIP	6,582.00	0.00	250.00	0.00	2,000.00	4,832.00	1,000.00	3,832.00
007-9050	TIGER FUND GRANT	19,914.76	0.00	0.00	291.95	398.93	19,515.83	4,431.48	15,084.35
007-9051	WELLNESS INITIATIVE	13,212.64	4,680.00	9,570.00	4,200.00	5,248.44	17,534.20	2,075.00	15,459.20
007-9060	WOODLANDS EDUCATIONAL GARDEN	1,210.30	100.00	200.00	0.00	272.00	1,138.30	123.48	1,014.82
007-9070	HURON FALLEN SOLDIER MEMORIAL	1,171.24	0.00	0.00	0.00	0.00	1,171.24	0.00	1,171.24
007-9075	MC CORMICK FUND RAISING - DIAMOND JUBILEE	7,376.81	0.00	0.00	0.00	0.00	7,376.81	960.00	6,416.81
007-9090	SATANTA VONTHRON SCHOLARSHIP FUND	16,449.29	0.00	0.00	0.00	2,000.00	14,449.29	2,000.00	12,449.29
018-9002	HS BUILDING FUND	19,691.78	0.00	6,410.52	2,394.95	5,889.97	20,212.33	550.00	19,662.33
018-9003	MCCORMICK BUILDING FUND	9,874.66	0.00	1,178.75	60.32	60.32	10,993.09	2,192.65	8,800.44
018-9005	WOODLANDS BUILDING FUND	14,724.03	49.38	2,463.27	2,291.90	3,584.08	13,603.22	2,874.40	10,728.82
018-9006	WOODLANDS PLAYGROUND FUND	1.00	0.00	0.00	0.00	1.00	0.00	0.00	0.00
018-9007	SHAWNEE BUILDING FUND	5,815.23	0.00	2,287.98	100.00	1,431.94	6,671.27	1,405.22	5,266.05
019-9020	ERIE COUNTY MENTAL HEALTH BOARD GRANT (COMPLETED)	13.09	0.00	0.00	0.00	13.09	0.00	0.00	0.00
019-9021	OCCRRA COVID PRESCHOOL	31.15	0.00	0.00	0.00	31.15	0.00	0.00	0.00

HURON CITY SCHOOL DISTRICT
Cash Summary Report

Full Account Code	Description	Initial Cash	MTD Received	FYTD Received	MTD Expended	FYTD Expended	Fund Balance	Encumbrance	Unreconciled Balance
	GRANT (COMPLETED)								
019-9022	PROJECT LEAD THE WAY FY23	\$ 0.00	\$ 2,500.00	\$ 2,500.00	\$ 2,281.93	\$ 2,281.93	\$ 218.07	\$ 0.00	\$ 218.07
019-9023	PROJECT LEAD THE WAY FY23	0.00	0.00	15,000.00	0.00	0.00	15,000.00	0.00	15,000.00
019-9116	OHIO SPACE GRANT	556.02	0.00	0.00	0.00	536.53	19.49	0.00	19.49
019-9219	ERIE COUNTY COMMUNITY FOUNDATION GRANT FY19 (COMPLETED)	0.23	0.00	0.00	0.00	0.23	0.00	0.00	0.00
019-9319	ECCF SUMMER INTERN GRANT (COMPLETED)	0.80	0.00	0.00	0.00	0.80	0.00	0.00	0.00
022-0000	DISTRICT AGENCY FUND - PUBLIC LIBRARY	0.00	20,747.26	37,904.74	405.52	17,563.00	20,341.74	20,239.56	102.18
022-9016	STATE TOURNAMENT ACCOUNT	3,200.00	0.00	3,995.00	1,526.09	7,811.06	(616.06)	0.00	(616.06)
200-9021	CLASS OF 2021	3,263.28	0.00	0.00	0.00	3,263.28	0.00	0.00	0.00
200-9022	CLASS OF 2022	373.05	0.00	0.00	0.00	0.00	373.05	0.00	373.05
200-9023	CLASS OF 2023	0.00	0.00	6,700.65	0.00	2,825.15	3,875.50	8,656.04	(4,780.54)
200-9209	NATIONAL HONOR SOCIETY	4,494.62	450.00	800.00	0.00	836.00	4,458.62	524.00	3,934.62
200-9210	MCCORMICK NATIONAL HONOR SOCIETY	4,048.97	675.00	1,572.63	0.00	1,944.93	3,676.67	560.00	3,116.67
200-9211	HIGH SCHOOL YEARBOOK	9,576.24	0.00	585.00	0.00	0.00	10,161.24	0.00	10,161.24
200-9213	HIGH SCHOOL STUDENT COUNCIL	11,834.70	0.00	3,450.00	0.00	2,692.92	12,591.78	286.42	12,305.36
200-9214	TEEN LEADERSHIP CORPS	2,043.30	0.00	144.64	153.92	513.28	1,674.66	548.72	1,125.94
200-9216	HS SPEECH AND DEBATE	51.05	0.00	0.00	0.00	51.05	0.00	0.00	0.00
200-9220	MCCORMICK STUDENT COUNCIL	5,728.13	0.00	749.00	330.01	1,783.34	4,693.79	1,174.80	3,518.99
200-9221	HIGH SCHOOL - MODEL UN	0.00	0.00	5,500.00	0.00	5,500.00	0.00	0.00	0.00
200-9222	HIGH SCHOOL ART CLUB	1,302.39	0.00	0.00	0.00	0.00	1,302.39	0.00	1,302.39
200-9232	MCCORMICK YEARBOOK	1,504.56	571.90	571.90	0.00	1,083.00	993.46	792.80	200.66
200-9234	STEAM CONCESSIONS - MCCORMICK	592.26	0.00	2,332.00	868.00	2,112.50	811.76	79.00	732.76
200-9241	HIGH SCHOOL ACADEMIC CHALLENGE TEAM	1,192.59	0.00	0.00	0.00	250.00	942.59	0.00	942.59
300-0000	ATHLETICS - HURON CITY SCHOOLS	2,124.80	1,050.00	96,409.34	5,912.00	102,999.18	(4,465.04)	11,931.62	(16,396.66)
300-9020	HALL OF FAME BANQUET	127.67	0.00	2,575.00	0.00	2,377.03	325.64	0.00	325.64
300-9215	HURON VOCAL MUSIC PROGRAM	24,386.43	1,196.00	14,873.40	2,955.00	6,054.57	33,205.26	3,277.75	29,927.51
300-9220	BIDDY BOYS BASKETBALL	1,689.10	0.00	5,345.00	0.00	1,216.77	5,817.33	4,000.00	1,817.33
300-9221	BIDDY BASEBALL	184.10	0.00	0.00	0.00	0.00	184.10	184.10	0.00
300-9222	BIDDY BOYS GOLF	928.87	0.00	510.00	0.00	357.30	1,081.57	0.00	1,081.57
300-9223	BIDDY TRACK (BOYS AND GIRLS)	9,392.49	290.00	335.00	648.00	4,538.55	5,188.94	1,638.00	3,550.94
300-9224	BIDDY BOYS SOCCER	8,208.02	0.00	8,799.00	0.00	7,959.38	9,047.64	3,200.00	5,847.64
300-9225	BIDDY CHEERLEADING	4,153.49	0.00	2,015.00	0.00	1,293.35	4,875.14	252.00	4,623.14

HURON CITY SCHOOL DISTRICT Cash Summary Report

Full Account Code	Description	Initial Cash	MTD Received	FYTD Received	MTD Expended	FYTD Expended	Fund Balance	Encumbrance	Unencumbered Balance
300-9226	BIDDY CROSS COUNTRY	\$ 23,719.34	\$ 0.00	\$ 11,498.15	\$ 0.00	\$ 10,019.69	\$ 25,197.80	\$ 0.00	\$ 25,197.80
300-9227	BIDDY FOOTBALL	12,189.63	0.00	15,785.28	2,679.10	15,127.21	12,847.70	120.18	12,727.52
300-9228	BIDDY GIRLS GOLF	1,383.97	0.00	300.00	0.00	447.85	1,236.12	0.00	1,236.12
300-9229	BIDDY GIRLS SOCCER	1,702.76	0.00	1,437.00	0.00	707.17	2,432.59	0.00	2,432.59
300-9230	BIDDY GIRLS BASKETBALL	6,494.78	840.00	8,284.90	271.44	4,493.52	10,286.16	17,685.54	(7,399.38)
300-9232	BIDDY GIRLS TENNIS	1,609.64	0.00	158.19	0.00	1,152.62	615.21	0.00	615.21
300-9233	BIDDY SOFTBALL	8,299.51	282.12	2,706.12	1,166.03	1,166.03	9,839.60	783.32	9,056.28
300-9234	BIDDY SWIMMING	957.03	0.00	0.00	0.00	0.00	957.03	0.00	957.03
300-9235	BIDDY VOLLEYBALL	13,710.55	0.00	8,736.00	0.00	11,664.41	10,782.14	2,399.11	8,383.03
300-9236	BIDDY WRESTLING	2,896.29	0.00	2,451.25	0.00	1,538.50	3,809.04	1,070.00	2,739.04
300-9237	BIDDY BOWLING TEAM	3,548.89	0.00	814.00	245.00	1,323.00	3,039.89	0.00	3,039.89
300-9238	BIDDY BOYS TENNIS	296.72	0.00	0.00	0.00	0.00	296.72	0.00	296.72
401-9221	ST PETER AUXILIARY FY20 - FY21 (COMPLETED)	10,434.97	0.00	0.00	0.00	10,434.97	0.00	0.00	0.00
401-9223	ST PETER AUXILIARY FY20 - FY21	0.00	0.00	0.00	0.00	0.00	0.00	0.00	0.00
439-9022	PUBLIC SCHOOL PRESCHOOL GRANT FY22	0.00	7,496.78	36,626.22	7,496.78	44,123.00	(7,496.78)	0.00	(7,496.78)
451-9022	PUBLIC SCHOOLS CONNECTIVITY	0.00	3,600.00	7,200.00	7,200.00	7,200.00	0.00	0.00	0.00
467-9020	STUDENT WELLNESS & SUPPORT RESTRICTED FUNDS	254,452.96	0.00	0.00	30,976.57	225,441.53	29,011.43	20,811.01	8,200.42
499-9020	SCHOOL SAFETY GRANT	3,485.40	0.00	0.00	0.00	1,729.04	1,756.36	0.00	1,756.36
499-9121	FY21 STATE BUS PURCHASING PROGRAM	0.00	0.00	16,450.37	0.00	16,450.37	0.00	0.00	0.00
507-9021	ESSER I	5,382.01	0.00	57,015.29	0.00	62,397.30	0.00	0.00	0.00
507-9023	ESSER II	121,251.07	23,619.18	409,444.81	49,872.04	580,567.92	(49,872.04)	12,500.00	(62,372.04)
516-9022	IDEA-B SPECIAL EDUCATION	0.00	32,648.31	179,748.81	24,199.15	203,947.96	(24,199.15)	9,843.93	(34,043.08)
572-9022	TITLE I IMPROVING BASIC PROGRAMS	0.00	38,274.74	106,577.23	17,820.73	139,121.62	(32,544.39)	7,603.74	(40,148.13)
572-9122	FY22 EXPANDING OPPORTUNITIES GRANT	0.00	0.00	0.00	0.00	4,713.00	(4,713.00)	0.00	(4,713.00)
584-9022	FY22 STUDENT SUPPORT & ACADEMIC ENRICHMENT	0.00	5,053.24	7,919.92	2,421.84	8,146.07	(226.15)	760.00	(986.15)
587-9022	IDEA EARLY CHILDHOOD SPECIAL EDUCATION	0.00	1,495.56	8,347.14	747.82	9,094.96	(747.82)	0.00	(747.82)
590-9022	FY22 SUPPORTING EFFECTIVE INSTRUCTION	0.00	4,552.67	12,527.96	847.80	9,498.83	3,029.13	3,980.33	(951.20)
Grand Total		\$ 5,058,474.85	\$ 3,788,703.72	\$ 17,429,756.05	\$ 1,594,657.95	\$ 14,736,328.34	\$ 7,751,902.56	\$ 1,554,615.13	\$ 6,197,287.43

Reporting Period: March 2022 (FY 2022)
 Start Date: 030122
 End Date: 033122

4/1/22 8:30 AM

HURON CITY SCHOOL DISTRICT Disbursement Summary Report

Reference Number	Check Number	Type	Date	Name	Vendor #	Status	Reconcile Date	Void Date	Amount
23570	0	ACCOUNTS_PAYA BLE	3/2/2022	TELESYSTEM	301007	VOID		3/2/2022	\$ 916.60
23718	0	ACCOUNTS_PAYA BLE	3/29/2022	AMERICAN FIDELITY ASSURANCE CO	900013	VOID		3/29/2022	5,064.92
23572	6964	ACCOUNTS_PAYA BLE	3/1/2022	CAPITAL ONE PUBLIC FUNDING LLC	900039	RECONCILED	3/7/2022		5,880.43
23575	6965	ACCOUNTS_PAYA BLE	3/7/2022	SCHOOL EMPLOYEES RETIREMENT	900023	RECONCILED	3/7/2022		15.23
23620	6966	ACCOUNTS_PAYA BLE	3/2/2022	GORDON FOOD SERVICE INC	900040	RECONCILED	3/15/2022		4,458.85
23632	6967	PAYROLL	3/10/2022	HURON CITY SCHOOL DISTRICT		RECONCILED	3/22/2022		46,227.14
23630	6968	ACCOUNTS_PAYA BLE	3/15/2022	OHIO SCHOOLS COUNCIL	900006	RECONCILED	3/15/2022		687.50
23582	6969	ACCOUNTS_PAYA BLE	3/11/2022	SCHOOL EMPLOYEES RETIREMENT	900023	RECONCILED	3/15/2022		45.70
23631	6970	ACCOUNTS_PAYA BLE	3/15/2022	VISION SERVICE PLAN	900028	RECONCILED	3/15/2022		1,762.72
23579	6971	PAYROLL	3/8/2022	HURON CITY SCHOOL DISTRICT		RECONCILED	3/15/2022		358,484.03
23629	6972	ACCOUNTS_PAYA BLE	3/15/2022	HURON CITY SCHOOLS FOR MEDICAR	900011	RECONCILED	3/15/2022		4,926.32
23634	6973	ACCOUNTS_PAYA BLE	3/9/2022	GORDON FOOD SERVICE INC	900040	RECONCILED	3/15/2022		7,391.66
23636	6974	ACCOUNTS_PAYA BLE	3/17/2022	GORDON FOOD SERVICE INC	900040	RECONCILED	3/21/2022		3,337.17
23669	6975	ACCOUNTS_PAYA BLE	3/21/2022	SCHOOL EMPLOYEES RETIREMENT	900023	RECONCILED	3/21/2022		22.85
23670	6976	PAYROLL	3/22/2022	HURON CITY SCHOOL DISTRICT		RECONCILED	3/22/2022		337,146.02
23672	6977	ACCOUNTS_PAYA BLE	3/22/2022	HURON CITY SCHOOLS FOR MEDICAR	900011	RECONCILED	3/22/2022		5,339.72
23673	6978	ACCOUNTS_PAYA BLE	3/22/2022	STATE TEACHERS RETIREMENT	900001	RECONCILED	3/22/2022		88,448.00
23671	6979	ACCOUNTS_PAYA BLE	3/22/2022	SCHOOL EMPLOYEES RETIREMENT	900002	RECONCILED	3/22/2022		25,712.00
23720	6984	ACCOUNTS_PAYA BLE	3/29/2022	SCHOOL EMPLOYEES	900023	RECONCILED	3/31/2022		15.23

Reporting Period: March 2022 (FY 2022)

4/1/22 8:30 AM

Start Date: 030122

End Date: 033122

HURON CITY SCHOOL DISTRICT Disbursement Summary Report

Reference Number	Check Number	Type	Date	Name	Vendor #	Status	Reconcile Date	Void Date	Amount
23721	6985	ACCOUNTS_PAYA BLE	3/29/2022	RETIREMENT AMERICAN FIDELITY ASSURANCE CO	900013	RECONCILED	3/30/2022		\$ 5,884.09
23725	6986	ACCOUNTS_PAYA BLE	3/30/2022	AMAZON CAPITAL SERVIES INC	303148	RECONCILED	3/31/2022		1,401.54
23724	6987	ACCOUNTS_PAYA BLE	3/30/2022	GORDON FOOD SERVICE INC	900040	RECONCILED	3/30/2022		7,544.04
23571	109321	ACCOUNTS_PAYA BLE	3/2/2022	TELESYSTEM	301007	RECONCILED	3/2/2022		917.60
23569	109322	ACCOUNTS_PAYA BLE	3/1/2022	CAPITAL ONE COMMERCIAL	302854	RECONCILED	3/7/2022		248.54
23573	109323	ACCOUNTS_PAYA BLE	3/4/2022	OMEA	301562	RECONCILED	3/31/2022		220.00
23574	109324	ACCOUNTS_PAYA BLE	3/7/2022	SAM'S CLUB / SYCRONY BANK	19979	RECONCILED	3/7/2022		256.42
23576	109325	ACCOUNTS_PAYA BLE	3/7/2022	AMERICAN EXPRESS	300290	RECONCILED	3/8/2022		3,452.52
23577	109326	ACCOUNTS_PAYA BLE	3/8/2022	HURON YACHT CLUB INC	8220	RECONCILED	3/31/2022		221.00
23578	109327	ACCOUNTS_PAYA BLE	3/8/2022	AMERICAN HOME ELEVATOR CO INC	1314	RECONCILED	3/31/2022		1,625.00
23580	109328	ACCOUNTS_PAYA BLE	3/10/2022	BOWLING GREEN STATE UNIVERSITY	302487	RECONCILED	3/31/2022		200.00
23583	109329	ACCOUNTS_PAYA BLE	3/11/2022	AMERICAN INSTITUTE OF RESUSCITATION	303153	RECONCILED	3/31/2022		100.00
23584	109330	ACCOUNTS_PAYA BLE	3/11/2022	AMPLIFY EDUCATION, INC.	303469	RECONCILED	3/31/2022		200.00
23585	109331	ACCOUNTS_PAYA BLE	3/11/2022	APPLE COMPUTER INC	1313	RECONCILED	3/31/2022		119.00
23586	109332	ACCOUNTS_PAYA BLE	3/11/2022	BAY AREA GAS CONSORTIUM	2529	RECONCILED	3/31/2022		3,525.24
23587	109333	ACCOUNTS_PAYA BLE	3/11/2022	BAY ELECTRIC CO INC	2101	RECONCILED	3/31/2022		1,106.30
23588	109334	ACCOUNTS_PAYA BLE	3/11/2022	BERARDI'S RESTAURANT	21479	RECONCILED	3/31/2022		174.94
23616	109335	ACCOUNTS_PAYA BLE	3/11/2022	BREWER- GARRETT	302975	RECONCILED	3/31/2022		1,495.30
23589	109336	ACCOUNTS_PAYA BLE	3/11/2022	BRICKER & ECKLER, LLP	423	RECONCILED	3/31/2022		1,616.50
23590	109337	ACCOUNTS_PAYA BLE	3/11/2022	BUCKEYE TREE & CRANE SERVICE	13491	RECONCILED	3/31/2022		465.00
23591	109338	ACCOUNTS_PAYA BLE	3/11/2022	CARDINAL BUS SALES	3418	RECONCILED	3/31/2022		235.10

Reporting Period: March 2022 (FY 2022)
 Start Date: 030122
 End Date: 033122

4/1/22 8:30 AM

HURON CITY SCHOOL DISTRICT Disbursement Summary Report

Reference Number	Check Number	Type	Date	Name	Vendor #	Status	Reconcile Date	Void Date	Amount
23592	109339	ACCOUNTS_PAYA BLE	3/11/2022	CARTER LUMBER COMPANY	303412	RECONCILED	3/31/2022		\$ 118.98
23593	109340	ACCOUNTS_PAYA BLE	3/11/2022	CINTAS CORPORATION LOC. 318	3492	RECONCILED	3/31/2022		125.90
23594	109341	ACCOUNTS_PAYA BLE	3/11/2022	COMDOC INC	302968	RECONCILED	3/11/2022		5,727.69
23595	109342	ACCOUNTS_PAYA BLE	3/11/2022	DATA RECOGNITION CORP	302769	RECONCILED	3/31/2022		552.75
23596	109343	ACCOUNTS_PAYA BLE	3/11/2022	ENVIRONMENTA L WATER	301181	RECONCILED	3/31/2022		75.00
23597	109344	ACCOUNTS_PAYA BLE	3/11/2022	EQUIPAARTS	302965	RECONCILED	3/31/2022		88.92
23598	109345	ACCOUNTS_PAYA BLE	3/11/2022	ERIE COUNTY	5083	RECONCILED	3/31/2022		7,557.63
23599	109346	ACCOUNTS_PAYA BLE	3/11/2022	Gundlach Sheet Metal Works Inc	301660	RECONCILED	3/31/2022		480.00
23600	109347	ACCOUNTS_PAYA BLE	3/11/2022	HUDL	302600	RECONCILED	3/31/2022		1,000.00
23601	109348	ACCOUNTS_PAYA BLE	3/11/2022	INTERSTATE BATTERY SYSTEM NCO	9118	RECONCILED	3/31/2022		501.88
23602	109349	ACCOUNTS_PAYA BLE	3/11/2022	LORIS PRINTING & PARTY CENTER	12387	RECONCILED	3/31/2022		683.58
23603	109350	ACCOUNTS_PAYA BLE	3/11/2022	MARGARETTA LOCAL SCHOOL	13006	RECONCILED	3/31/2022		1,981.59
23604	109351	ACCOUNTS_PAYA BLE	3/11/2022	MUSIC THEATRE INTERNATIONAL	300288	RECONCILED	3/31/2022		2,735.00
23605	109352	ACCOUNTS_PAYA BLE	3/11/2022	NORTH POINT EDUCATIONAL	5011	RECONCILED	3/31/2022		9,205.38
23607	109353	ACCOUNTS_PAYA BLE	3/11/2022	OHIO HIGH SCHOOL GOLF COACHES	301947	OUTSTANDING			100.00
23606	109354	ACCOUNTS_PAYA BLE	3/11/2022	OHSAA	300380	RECONCILED	3/31/2022		1,050.00
23608	109355	ACCOUNTS_PAYA BLE	3/11/2022	POINT SPRING & DRIVESHAFT CO	16633	RECONCILED	3/31/2022		40.10
23609	109356	ACCOUNTS_PAYA BLE	3/11/2022	POP FUND	303523	RECONCILED	3/31/2022		805.00
23610	109357	ACCOUNTS_PAYA BLE	3/11/2022	RACHEL WIXEY AND ASSOCIATES LLC	302958	RECONCILED	3/31/2022		6,256.19
23611	109358	ACCOUNTS_PAYA BLE	3/11/2022	ROMEOS HURON, LLC	303506	RECONCILED	3/31/2022		180.00
23612	109359	ACCOUNTS_PAYA BLE	3/11/2022	SAN BAY COMPANY	19005	RECONCILED	3/31/2022		841.93
23614	109360	ACCOUNTS_PAYA	3/11/2022	SMETZER PAINT	300487	RECONCILED	3/31/2022		48.47

Reporting Period: March 2022 (FY 2022)
 Start Date: 030122
 End Date: 033122

4/1/22 8:30 AM

HURON CITY SCHOOL DISTRICT Disbursement Summary Report

Reference Number	Check Number	Type	Date	Name	Vendor #	Status	Reconcile Date	Void Date	Amount
		BLE		& SUPPLY LLC					
23613	109361	ACCOUNTS_PAYA	3/11/2022	SNA of Ohio	301607	RECONCILED	3/31/2022		\$ 129.00
		BLE							
23615	109362	ACCOUNTS_PAYA	3/11/2022	SUBWAY	19994	OUTSTANDING			1,275.07
		BLE							
23617	109363	ACCOUNTS_PAYA	3/11/2022	VINSON GROUP, LLC	303174	RECONCILED	3/31/2022		18,948.75
		BLE							
23618	109364	ACCOUNTS_PAYA	3/11/2022	WHITE HOUSE ARTESIAN SPRINGS	23058	RECONCILED	3/31/2022		43.75
		BLE							
23628	109365	ACCOUNTS_PAYA	3/15/2022	HURON EMPLOYEE INSURANCE	900009	RECONCILED	3/15/2022		141,860.16
		BLE							
23619	109366	ACCOUNTS_PAYA	3/14/2022	MACMILLIAN HOLDINGS LLC	22009	RECONCILED	3/31/2022		10.38
		BLE							
23581	109367	ACCOUNTS_PAYA	3/11/2022	HOLLY CHARVILLE	301038	RECONCILED	3/15/2022		36.21
		BLE							
23626	109368	ACCOUNTS_PAYA	3/15/2022	DANA FANTOZZ-SKAVNAK	6169	RECONCILED	3/15/2022		30.42
		BLE							
23623	109369	ACCOUNTS_PAYA	3/15/2022	TRACY GADD	300836	RECONCILED	3/15/2022		35.10
		BLE							
23622	109370	ACCOUNTS_PAYA	3/15/2022	JULIE LENNER-MCDONALD	303113	RECONCILED	3/15/2022		200.15
		BLE							
23621	109371	ACCOUNTS_PAYA	3/15/2022	VICTORIA J MEADOWS	14002	RECONCILED	3/15/2022		23.40
		BLE							
23627	109372	ACCOUNTS_PAYA	3/15/2022	TYLER MEES	303406	RECONCILED	3/15/2022		17.55
		BLE							
23624	109373	ACCOUNTS_PAYA	3/15/2022	STEVEN MYERS	13042	RECONCILED	3/15/2022		32.76
		BLE							
23625	109374	ACCOUNTS_PAYA	3/15/2022	AGNES M SCHAFFER	301988	RECONCILED	3/15/2022		24.57
		BLE							
23633	109375	ACCOUNTS_PAYA	3/11/2022	CARDMEMBER SERVICES	300680	RECONCILED	3/15/2022		4,200.00
		BLE							
23635	109376	ACCOUNTS_PAYA	3/16/2022	TOFT DAIRY INC	600014	RECONCILED	3/31/2022		3,922.96
		BLE							
23666	109377	ACCOUNTS_PAYA	3/16/2022	ABBOTT MECHANICAL SERVICES	302671	RECONCILED	3/31/2022		779.72
		BLE							
23641	109378	ACCOUNTS_PAYA	3/16/2022	REPUBLIC SERVICES #263	302029	RECONCILED	3/21/2022		4,092.30
		BLE							
23656	109379	ACCOUNTS_PAYA	3/16/2022	AMERICAN HOME ELEVATOR CO INC	1314	RECONCILED	3/31/2022		266.25
		BLE							
23658	109380	ACCOUNTS_PAYA	3/16/2022	BAY ELECTRIC CO INC	2101	OUTSTANDING			1,106.30
		BLE							
23642	109381	ACCOUNTS_PAYA	3/16/2022	BRECKENRIDGE KITCHEN EQUIPTMNE	302736	RECONCILED	3/31/2022		8,123.00
		BLE							

Reporting Period: March 2022 (FY 2022)
 Start Date: 030122
 End Date: 033122

4/1/22 8:30 AM

HURON CITY SCHOOL DISTRICT Disbursement Summary Report

Reference Number	Check Number	Type	Date	Name	Vendor #	Status	Reconcile Date	Void Date	Amount
23650	109382	ACCOUNTS_PAYA BLE	3/16/2022	BUCKEYE BROADBAND, INC	303008	RECONCILED	3/31/2022		\$ 85.27
23646	109383	ACCOUNTS_PAYA BLE	3/16/2022	TELESYSTEM	301007	RECONCILED	3/21/2022		947.02
23654	109384	ACCOUNTS_PAYA BLE	3/16/2022	CDW GOVERNMENT INC	3120	RECONCILED	3/31/2022		9,900.00
23652	109385	ACCOUNTS_PAYA BLE	3/16/2022	CINTAS CORPORATION LOC. 318	3492	RECONCILED	3/29/2022		31.99
23655	109386	ACCOUNTS_PAYA BLE	3/16/2022	CORNELL'S FOODS INC	8261	RECONCILED	3/31/2022		38.88
23639	109387	ACCOUNTS_PAYA BLE	3/16/2022	DOMINO'S PIZZA INC #2265	4090	RECONCILED	3/31/2022		328.48
23665	109388	ACCOUNTS_PAYA BLE	3/16/2022	ESC OF LORAIN COUNTY	6035	RECONCILED	3/31/2022		724.46
23640	109389	ACCOUNTS_PAYA BLE	3/16/2022	EDUCATIONAL SERVICE CENTER OF	303213	RECONCILED	3/31/2022		23,424.00
23663	109390	ACCOUNTS_PAYA BLE	3/16/2022	FIRELANDS REGIONAL MED CTR	6045	RECONCILED	3/31/2022		2,550.80
23643	109391	ACCOUNTS_PAYA BLE	3/16/2022	FRANKLIN SANITATION LLC	6010	RECONCILED	3/31/2022		75.00
23657	109392	ACCOUNTS_PAYA BLE	3/16/2022	Gundlach Sheet Metal Works Inc	301660	RECONCILED	3/31/2022		6,781.76
23661	109393	ACCOUNTS_PAYA BLE	3/16/2022	HAMMER- HUBER'S INC	302107	RECONCILED	3/31/2022		200.00
23659	109394	ACCOUNTS_PAYA BLE	3/16/2022	HURON ACE HARDWARE	3213	RECONCILED	3/31/2022		66.70
23662	109395	ACCOUNTS_PAYA BLE	3/16/2022	HURON, CITY OF	8039	RECONCILED	3/31/2022		18,030.48
23660	109396	ACCOUNTS_PAYA BLE	3/16/2022	NORTH CENTRAL OHIO EDUCATIONAL	300816	RECONCILED	3/31/2022		1,445.83
23647	109397	ACCOUNTS_PAYA BLE	3/16/2022	NORTH POINT EDUCATIONAL	5011	RECONCILED	3/31/2022		86.00
23649	109398	ACCOUNTS_PAYA BLE	3/16/2022	OAEP	15404	OUTSTANDING			260.00
23651	109399	ACCOUNTS_PAYA BLE	3/16/2022	OG INSTRUCTION	303284	RECONCILED	3/31/2022		600.00
23644	109400	ACCOUNTS_PAYA BLE	3/16/2022	OHIO EDISON COMPANY	15004	RECONCILED	3/31/2022		1,190.38
23645	109401	ACCOUNTS_PAYA BLE	3/16/2022	OHIO EDISON COMPANY	15005	RECONCILED	3/31/2022		8,381.12
23638	109402	ACCOUNTS_PAYA BLE	3/16/2022	OSBA	15389	RECONCILED	3/31/2022		5,453.00
23637	109403	ACCOUNTS_PAYA	3/16/2022	RACHEL WIXEY	302958	RECONCILED	3/31/2022		3,943.86

Reporting Period: March 2022 (FY 2022)

4/1/22 8:30 AM

Start Date: 030122

End Date: 033122

HURON CITY SCHOOL DISTRICT Disbursement Summary Report

Reference Number	Check Number	Type	Date	Name	Vendor #	Status	Reconcile Date	Void Date	Amount
		BLE		AND ASSOCIATES LLC					
23667	109404	ACCOUNTS_PAYA	3/16/2022	ROTARY CLUB OF HURON OH	8353	RECONCILED	3/31/2022		\$ 112.00
		BLE							
23653	109405	ACCOUNTS_PAYA	3/16/2022	SAFE HARBOR SECURJTY & FIRE LLC	303244	RECONCILED	3/31/2022		1,273.00
		BLE							
23664	109406	ACCOUNTS_PAYA	3/16/2022	VASU COMMUNICATIO NS INC	7155	RECONCILED	3/31/2022		641.21
		BLE							
23648	109407	ACCOUNTS_PAYA	3/16/2022	VERIZON WIRELESS	22010	RECONCILED	3/31/2022		327.82
		BLE							
23668	109408	ACCOUNTS_PAYA	3/2/2022	AMAZON CAPITAL SERVIES INC	303148	RECONCILED	3/2/2022		39.66
		BLE							
23676	109409	ACCOUNTS_PAYA	3/22/2022	ROGER BLEVINS	2581	RECONCILED	3/22/2022		73.71
		BLE							
23675	109410	ACCOUNTS_PAYA	3/22/2022	HOLLY CHARVILLE	301038	RECONCILED	3/22/2022		50.40
		BLE							
23677	109411	ACCOUNTS_PAYA	3/22/2022	ROBERT G JAMES	10106	RECONCILED	3/22/2022		107.52
		BLE							
23674	109412	ACCOUNTS_PAYA	3/22/2022	RACHEL KAUFMAN	301694	RECONCILED	3/22/2022		39.78
		BLE							
23686	109413	ACCOUNTS_PAYA	3/23/2022	APPLE COMPUTER INC	1313	OUTSTANDING			2,941.00
		BLE							
23687	109414	ACCOUNTS_PAYA	3/23/2022	BARNES & NOBLE INC	300502	RECONCILED	3/31/2022		2,291.90
		BLE							
23678	109415	ACCOUNTS_PAYA	3/23/2022	BILL'S IMPLEMENT SALES	302865	RECONCILED	3/31/2022		4,119.99
		BLE							
23698	109416	ACCOUNTS_PAYA	3/23/2022	BRICKER & ECKLER, LLP	423	RECONCILED	3/31/2022		2,379.00
		BLE							
23696	109417	ACCOUNTS_PAYA	3/23/2022	BUG MAN	301275	OUTSTANDING			1,500.00
		BLE							
23684	109418	ACCOUNTS_PAYA	3/23/2022	CINTAS CORPORATION LOC. 318	3492	RECONCILED	3/31/2022		66.97
		BLE							
23679	109419	ACCOUNTS_PAYA	3/23/2022	COLUMBIA GAS OF OHIO	3249	RECONCILED	3/31/2022		4,156.40
		BLE							
23680	109420	ACCOUNTS_PAYA	3/23/2022	FLINN SCIENTIFIC INC	6093	OUTSTANDING			2,255.95
		BLE							
23695	109421	ACCOUNTS_PAYA	3/23/2022	GENERAL RUBBER AND PLASTICS COMPANY INC	303416	RECONCILED	3/31/2022		529.00
		BLE							
23699	109422	ACCOUNTS_PAYA	3/23/2022	HURON ACE HARDWARE	3213	RECONCILED	3/31/2022		95.97
		BLE							
23682	109423	ACCOUNTS_PAYA	3/23/2022	JOSTENS INC	10005	RECONCILED	3/29/2022		12.30

Reporting Period: March 2022 (FY 2022)
 Start Date: 030122
 End Date: 033122

4/1/22 8:30 AM

HURON CITY SCHOOL DISTRICT Disbursement Summary Report

Reference Number	Check Number	Type	Date	Name	Vendor #	Status	Reconcile Date	Void Date	Amount
		BLE							
23688	109424	ACCOUNTS_PAYA	3/23/2022	KELLER	302823	OUTSTANDING			\$ 862.00
		BLE		PLUMBING LLC					
23681	109425	ACCOUNTS_PAYA	3/23/2022	NORTHWEST	302687	OUTSTANDING			35.00
		BLE		DISTRICT					
				FASTPITCH					
23692	109426	ACCOUNTS_PAYA	3/23/2022	OASSA	15032	RECONCILED	3/31/2022		295.00
		BLE							
23683	109427	ACCOUNTS_PAYA	3/23/2022	ORIENTAL	15403	RECONCILED	3/31/2022		235.95
		BLE		TRADING CO INC					
23697	109428	ACCOUNTS_PAYA	3/23/2022	PULSE PRINTING	303524	RECONCILED	3/31/2022		648.00
		BLE		LLC					
23689	109429	ACCOUNTS_PAYA	3/23/2022	RACHEL WIXEY	302958	RECONCILED	3/31/2022		3,759.26
		BLE		AND ASSOCIATES					
				LLC					
23691	109430	ACCOUNTS_PAYA	3/23/2022	STAPLES	19987	RECONCILED	3/29/2022		139.00
		BLE		ADVANTAGE					
23690	109431	ACCOUNTS_PAYA	3/23/2022	SUNRISE	19664	RECONCILED	3/23/2022		8,836.32
		BLE		COOPERATIVE					
23685	109432	ACCOUNTS_PAYA	3/23/2022	TOM'S TROPHIES	302704	RECONCILED	3/31/2022		299.00
		BLE		SHOP					
23693	109433	ACCOUNTS_PAYA	3/23/2022	VINSON GROUP,	303174	RECONCILED	3/31/2022		6,937.48
		BLE		LLC					
23694	109434	ACCOUNTS_PAYA	3/23/2022	WILKES &	303172	OUTSTANDING			405.00
		BLE		COMPANY, INC					
23700	109435	ACCOUNTS_PAYA	3/25/2022	TOFT DAIRY INC	600014	RECONCILED	3/31/2022		1,269.06
		BLE							
23713	109436	ACCOUNTS_PAYA	3/28/2022	NORTH POINT	5011	RECONCILED	3/31/2022		121,433.37
		BLE		EDUCATIONAL					
23707	109437	ACCOUNTS_PAYA	3/28/2022	ERIE COUNTY	5083	OUTSTANDING			5,203.81
		BLE							
23701	109438	ACCOUNTS_PAYA	3/28/2022	GRAINGER	7061	RECONCILED	3/29/2022		5,064.92
		BLE							
23716	109439	ACCOUNTS_PAYA	3/28/2022	CORNELL'S	8261	OUTSTANDING			72.26
		BLE		FOODS INC					
23702	109440	ACCOUNTS_PAYA	3/28/2022	INTERSTATE	9118	OUTSTANDING			78.70
		BLE		BATTERY SYSTEM					
				NCO					
23708	109441	ACCOUNTS_PAYA	3/28/2022	OSBA	15008	OUTSTANDING			5,000.00
		BLE							
23705	109442	ACCOUNTS_PAYA	3/28/2022	POINT SPRING &	16633	OUTSTANDING			532.58
		BLE		DRIVESHAFT CO					
23704	109443	ACCOUNTS_PAYA	3/28/2022	TREASURER	20531	OUTSTANDING			546.00
		BLE		STATE OF OHIO					
23706	109444	ACCOUNTS_PAYA	3/28/2022	WHITE HOUSE	23058	OUTSTANDING			7.25
		BLE		ARTESIAN					
				SPRINGS					
23711	109445	ACCOUNTS_PAYA	3/28/2022	NORTH CENTRAL	300816	OUTSTANDING			217.25

Reporting Period: March 2022 (FY 2022)

4/1/22 8:30 AM

Start Date: 030122

End Date: 033122

**HURON CITY SCHOOL DISTRICT
Disbursement Summary Report**

Reference Number	Clerk Number	Type	Date	Name	Vendor #	Status	Reconcile Date	Void Date	Amount
		BLE		OHIO EDUCATIONAL NAPA					
23717	109446	ACCOUNTS_PAYA	3/28/2022		301961	OUTSTANDING			\$ 7.49
		BLE							
23715	109447	ACCOUNTS_PAYA	3/28/2022	UNITY SCHOOL BUS PART, INC.	302354	OUTSTANDING			198.00
		BLE							
23710	109448	ACCOUNTS_PAYA	3/28/2022	ABBOTT MECHANICAL SERVICES	302671	OUTSTANDING			55.30
		BLE							
23703	109449	ACCOUNTS_PAYA	3/28/2022	SUBURBAN SCHOOL TRANSPORTATION	302674	OUTSTANDING			4,063.00
		BLE							
23712	109450	ACCOUNTS_PAYA	3/28/2022	JB ROOFING, A TECTA AMERICA	302834	OUTSTANDING			606.00
		BLE							
23709	109451	ACCOUNTS_PAYA	3/28/2022	GILBERT HEATING & AIR CONDITIONING INC	303242	OUTSTANDING			30.00
		BLE							
23714	109452	ACCOUNTS_PAYA	3/28/2022	LITERACY RESOURCES, LLC	303483	OUTSTANDING			183.58
		BLE							
23719	109453	ACCOUNTS_PAYA	3/29/2022	CENTURYLINK	302858	RECONCILED	3/30/2022		1,914.32
		BLE							
23722	109454	REFUND	3/29/2022	MARIA FRY	303351	OUTSTANDING			75.00
23723	109455	ACCOUNTS_PAYA	3/29/2022	TOFT DAIRY INC	600014	OUTSTANDING			1,060.12
		BLE							
23726	109456	ACCOUNTS_PAYA	3/31/2022	CAPITAL ONE COMMERCIAL	302854	RECONCILED	3/31/2022		713.24
		BLE							
23727	109457	ACCOUNTS_PAYA	3/31/2022	SAM'S CLUB / SYCRONY BANK	19979	RECONCILED	3/31/2022		578.82
		BLE							
Grand Total									\$ 1,431,124.70

Huron City School District

Investment Portfolio

As of March 31, 2022

Star Ohio

Money Market

<u>Term</u>	<u>Amount</u>	<u>Interest</u>	<u>Interest Paid</u>	<u>Maturity</u>
n/a	\$4,704,911.87	0.36%	monthly	n/a

UBS

Fixed Income

<u>Term</u>	<u>Amount</u>	<u>Interest</u>	<u>Interest Paid</u>	<u>Maturity</u>
Varies	\$1,059,292.44	varies	monthly	varies

Fifth Third

Money Market

<u>Term</u>	<u>Amount</u>	<u>Interest</u>	<u>Interest Paid</u>	<u>Maturity</u>
n/a	\$698,412.14	varies	monthly	n/a

Total **\$6,462,616.45**

Huron City Schools



Monthly Financial Report

Fiscal Year 2022 Revenue and Expenditure Activity Through March

Table of Contents

FISCAL YEAR 2022 REVENUE AND EXPENDITURE ANALYSIS THROUGH MARCH	3
FISCAL YEAR 2022 MONTHLY REVENUE ANALYSIS - MARCH	4
FISCAL YEAR 2022 REVENUE ANALYSIS - JULY - MARCH	5
FISCAL YEAR 2022 MONTHLY EXPENDITURE ANALYSIS - MARCH	6
FISCAL YEAR 2022 EXPENDITURE ANALYSIS - JULY - MARCH	7

FISCAL YEAR 2022 REVENUE AND EXPENDITURE ANALYSIS THROUGH MARCH

1. ACTUAL COMPARED TO FORECAST VARIANCE AND NET FAVORABILITY ANALYSIS

CURRENT YEAR-TO-DATE
REVENUE COLLECTIONS
INDICATE A

\$672,427

FAVORABLE COMPARED TO
FORECAST

CURRENT YEAR-TO-DATE
EXPENDITURES INDICATE A

\$184,564

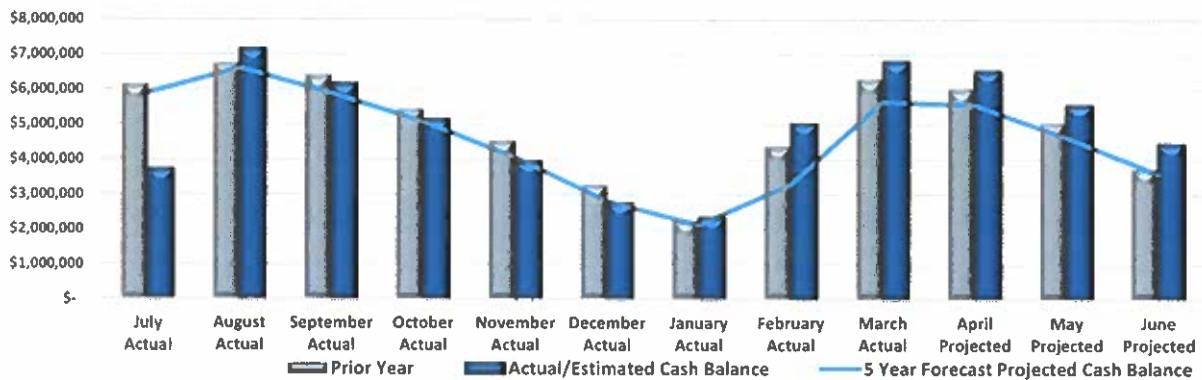
FAVORABLE COMPARED TO
FORECAST

POTENTIAL NET IMPACT
WOULD RESULT IN A

\$856,991

FAVORABLE IMPACT ON THE
CASH BALANCE

2. VARIANCE AND CASH BALANCE COMPARISON



MARCH CASH BALANCE IS

\$506,980


MORE THAN LAST MARCH

MARCH CASH BALANCE IS

\$856,991

MORE THAN THE FORECASTED
AMOUNT

3. FISCAL YEAR 2022 REVENUE SHORTFALL/SURPLUS ANALYSIS (BASED UPON ACTUAL/ESTIMATED VARIANCE)




OPERATING SURPLUS OF

\$717,501

WILL INCREASE THE CASH BALANCE
BY THE END OF THE FISCAL YEAR

FISCAL YEAR 2022 MONTHLY REVENUE ANALYSIS - MARCH

1. MARCH REVENUE COLLECTIONS COMPARED TO PRIOR YEAR



	Actual Revenue Collections For March	Prior Year Revenue Collections	Actual Compared to Last Year
Local Taxes/Reimbursements	2,808,342	2,938,044	▼ (129,701)
State Revenue	191,830	185,256	▲ 6,574
All Other Revenue	123,479	246,760	▼ (123,281)
Total Revenue	3,123,651	3,370,059	▼ (246,408)


Actual revenue for the month was down

\$246,408

compared to last year.



2. ACTUAL REVENUE RECEIVED THROUGH MARCH COMPARED TO THE PRIOR YEAR




	Actual Revenue Collections For July - March	Prior Year Revenue Collections For July - March	Current Year Compared to Last Year
Local Taxes/Reimbursements	11,724,308	11,279,514	▲ 444,794
State Revenue	2,143,025	1,704,281	▲ 438,745
All Other Revenue	1,112,988	1,119,972	▼ (6,984)
Total Revenue	14,980,321	14,103,767	▲ 876,554

COMPARED TO THE SAME PERIOD, TOTAL REVENUES ARE

\$876,554

HIGHER THAN THE PREVIOUS YEAR



FISCAL YEAR 2022 REVENUE ANALYSIS - JULY - MARCH

3. POSSIBLE CASH FLOW VARIANCE FROM FORECAST DUE TO FYTD ACTUAL RESULTS

CURRENT YEAR-TO-DATE REVENUE
COLLECTIONS INDICATE A

\$672,427

FAVORABLE COMPARED TO FORECAST


	Forecast Annual Revenue Estimates	Cash Flow Actual/Estimated Calculated Annual Amount	Current Year Forecast Compared to Actual/Estimated
Loc. Taxes/Reimbur.	12,284,449	12,386,656	102,207
State Revenue	2,811,354	2,692,701	(118,653)
All Other Revenue	731,872	1,420,746	688,874
Total Revenue	15,827,675	16,500,102	672,427

The district's current cash flow, both actual and estimated indicate a favorable variance of \$672,427

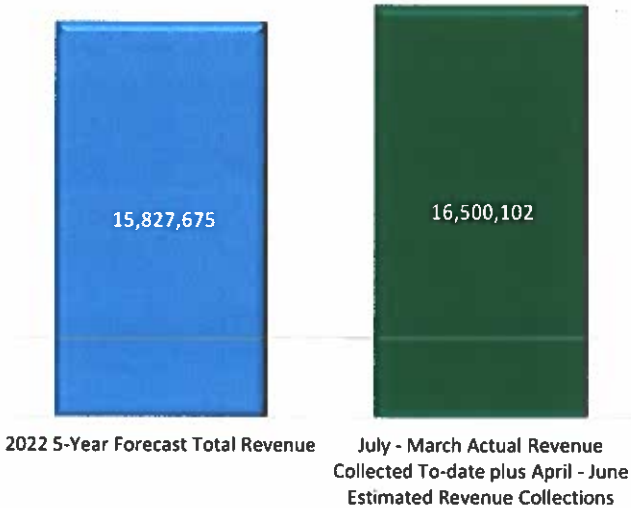


4. REVENUE VARIANCE ANALYSIS OF POTENTIAL IMPACT

Results through March indicate that Fiscal Year 2022 actual/estimated revenue could total \$16,500,102, a favorable variance of \$672,427 compared to the annual forecast total revenue. This means the forecast cash balance could be improved.




Comparison of 5 Year Forecast Total Revenue with Actual + Estimated Monthly Cash Flow



FISCAL YEAR 2022 MONTHLY EXPENDITURE ANALYSIS - MARCH

1. MARCH EXPENDITURES COMPARED TO PRIOR YEAR




	Actual Expenses For March	Prior Year Expenditure Incurred	Actual Compared to Last Year
Salaries and Benefits	917,583	931,575	▼ (13,992)
Purchased Services	266,814	324,809	▼ (57,995)
All Other Expenses	160,306	191,880	▼ (31,574)
Total Expenditures	1,344,702	1,448,263	▼ (103,561)

Actual expenses for the month was down

\$103,561

compared to last year.

2. ACTUAL EXPENSES INCURRED THROUGH MARCH COMPARED TO THE PRIOR YEAR



	Actual Expenses For July - March	Prior Year Expenditures Incurred	Actual Compared to Last Year
Salaries and Benefits	8,856,442	9,013,359	▼ (156,917)
Purchased Services	2,211,101	2,387,110	▼ (176,009)
All Other Expenses	848,615	815,910	▲ 32,705
Total Expenditures	11,916,158	12,216,379	▼ (300,221)

Compared to the same period, total expenditures are

\$300,221

lower than the previous year

FISCAL YEAR 2022 EXPENDITURE ANALYSIS - JULY - MARCH

3. POSSIBLE CASH FLOW VARIANCE FROM FORECAST DUE TO FYTD ACTUAL RESULTS

**CURRENT YEAR-TO-DATE
EXPENDITURES INDICATE A**

\$184,564

**FAVORABLE COMPARED TO
FORECAST**


	Forecasted Annual Expenses	Cash Flow Actual/Estimated Calculated Annual Amount	Forecasted amount compared to Actual/Estimated
Salaries and Benefits	11,870,318	11,569,779	▼ (300,539)
Purchased Services	2,939,747	3,238,986	▲ 299,239
All Other Expenses	1,157,100	973,836	▼ (183,264)
Total Expenditures	15,967,165	15,782,601	▼ (184,564)

The district's current cash flow, both actual and estimated expenditures indicate a favorable variance of \$184,564.

4. EXPENDITURE VARIANCE ANALYSIS OF POTENTIAL IMPACT

Results through March indicate that Fiscal Year 2022 actual/estimated expenditures could total \$15,782,601 which has a favorable expenditure variance of \$184,564. This means the forecast cash balance could be improved.

Comparison of 5 Year Forecast Total Expenditures with Actual + Estimated Monthly Cash Flow



2022 5-Year Forecast Total Expenditures July - March Actual Expended to-date plus April - June Estimated Expenditures

Huron City School District
Federal Programs Summary
FY2022



Program Name:	Fund/SCC	Initial Allocation:	Total Revenues:	Total Expenses:	Cash Balance:	Encumbrances:	Remaining Balance:
Early Childhood Education - State	439.9022	\$64,000.00	\$36,626.22	\$44,123.00	-\$7,496.78	\$0.00	\$19,877.00
Student Wellness	467.9020	\$490,070.80	\$344,421.91	\$461,059.37	\$29,011.43	\$20,811.01	\$8,200.42
ESSER	507.9021	\$203,135.94	\$203,135.94	\$203,135.94	\$0.00	\$0.00	\$0.00
ESSER II	507.9023	\$714,722.75	\$625,039.54	\$674,911.58	-\$49,872.04	\$12,500.00	\$27,311.17
IDEA-B - Special Education	516.9022	\$307,562.54	\$179,748.81	\$203,947.96	-\$24,199.15	\$9,843.93	\$93,770.65
Title IA - Improving Basic Programs	572.9022	\$275,102.54	\$106,577.23	\$139,121.62	-\$32,544.39	\$7,603.74	\$128,377.18
IDEA Early Childhood Special Education	587.9022	\$11,398.06	\$8,347.14	\$9,094.96	-\$747.82	\$0.00	\$2,303.10
Title IIA - Supporting Effective Instruction	590.9022	\$22,242.89	\$12,527.96	\$9,498.83	\$3,029.13	\$3,980.33	\$8,763.73
Title IV-A - Student Support and Academic Enrichment	584.9022	\$20,994.95	\$7,919.92	\$8,146.07	-\$226.15	\$0.00	\$12,848.88
Expanding Opportunities for Each Child	572-9122	\$7,363.92	\$0.00	\$4,713.00	-\$4,713.00	\$0.00	\$2,650.92
Totals:		\$2,116,594.39	\$1,524,344.67	\$1,757,752.33	-\$87,758.77	\$54,739.01	\$304,103.05

Activity through March 31, 2022

**Fiscal Year 2021-22
March 2022**

GENERAL FUND

HURON CITY SCHOOL DISTRICT

	Budget FY 21-22	Current Fiscal YTD	% of Total	Actual FY 20-21	Prior Fiscal YTD	% of Total	% CHANGE FY 21 TO FY 22
REVENUE							
Beginning Cash Balance		3,683,838			4,353,632		
Real Estate Taxes	10,003,357	10,185,698	101.8%	9,830,215	9,829,915	100.0%	3.6%
Public Utilities Personal Property	826,732	866,611	104.8%	813,487	801,071	98.5%	8.2%
Unrestricted State Aid	2,346,799	2,052,623	87.5%	2,276,098	1,681,657	73.9%	22.1%
Restricted State Aid	30,042	90,403	300.9%	30,165	22,624	75.0%	299.6%
Property Tax Allocation - Rollback & Homestead	1,313,299	671,999	51.2%	1,301,945	648,528	49.8%	
Tuition	885,187	594,801	67.2%	976,505	795,391	81.5%	-25.2%
Interest	5,000	(6,521)	-130.4%	9,762	8,544	87.5%	-176.3%
All other	462,771	524,708	113.4%	264,278	316,038	119.6%	66.0%
Total General Fund Revenue	15,873,187	14,980,321	94.4%	15,502,455	14,103,767	91.0%	6.2%

	Budget FY 21-22	Current Fiscal YTD	% of Total	Actual FY 20-21	Prior Fiscal YTD	% of Total	% CHANGE FY 21 TO FY 22
EXPENSES							
Salaries	8,623,036	6,414,479	74.4%	8,457,859	6,566,878	77.6%	-2.3%
Benefits	3,474,577	2,441,963	70.3%	3,258,180	2,446,481	75.1%	-0.2%
Purchased Services	3,504,066	2,211,101	63.1%	3,412,670	2,387,110	69.9%	-7.4%
Supplies	427,359	331,570	77.6%	391,790	316,143	80.7%	4.9%
Capital Outlay	147,227	20,502	13.9%	70,596	100,548	142.4%	-79.6%
Notes & Interest	142,229	137,363	96.6%	139,725	139,725	100.0%	-1.7%
Other Expenses	315,289	305,812	97.0%	264,021	259,493	98.3%	17.8%
Transfers Out	75,000	0	0.0%	58,504	0	0.0%	0.0%
Total General Fund Expenses	16,708,783	11,862,789	71.0%	16,053,345	12,216,379	76.1%	-2.9%

Net Cash Flow Fiscal Year to Date	3,117,532	1,887,388
Ending Cash Balance	6,801,370	6,241,020
Outstanding Purchase Orders	1,333,969	1,020,482
Unencumbered Cash Balance	5,467,401	5,220,538
True Days Cash	119	119
Estimated Cost Per Day	45,777	43,982





EXPENSE ITEM	FISCAL YTD
Salaries	\$6,414,479
Fringe Benefits	\$2,441,963
Purchased Services	\$2,211,101
Supplies/Materials	\$331,570
Capital Outlay	\$20,502
Notes & Interest	\$137,363
Other Expenditures	\$305,812
Transfers & Advances	\$0
Total Expenditures	\$11,862,789

