

HURON CITY SCHOOL DISTRICT

Treasurer's Report

Randy Drewyor, Treasurer/CFO



Monthly Financial Report – March 2021

1. *Cash Reconciliation*
2. *Cash Summary – All Funds (separate document)*
3. *Disbursement Summary (separate document)*
4. *Investment Portfolio*
5. *Monthly Financial Report (narrative of cash flows) (separate document)*
6. *General Fund Financial Report (spreadsheet and graphic)*
7. *Federal & State Grants*

Gross Depository Balances:

Civista \$333,181.19
Civista Credit Card Account \$7,120.36

Total Depository Balances (Gross) \$340,301.55

Adjustments to Bank Balance:

Cash in Transit to Bank \$0.00
Outstanding Checks (\$72,334.53)
Adjustments:

Total Adjustments to Bank Balance (\$72,334.53)

Investments:

Treasury Bonds and Notes \$0.00
Certificate of Deposits \$0.00
Other Securities \$0.00

Other Investments:

UBS Investments \$1,418,648.50
Morgan Stanley \$100,805.52
5/3 Investments \$698,222.82
STAR Ohio \$4,860,312.19
STAR Plus \$150,266.08

Total Investments \$7,228,255.11

Cash on Hand:

Petty Cash:
Change Cash:
Cash with Fiscal Agent \$0.00

Total Cash on Hand \$0.00

Total Balances \$7,496,222.13

Total Fund Balance \$7,496,222.13

Depository Clearance Accounts:

Total Clearance Account Balances \$0.00

Treasurer

HURON CITY SCHOOL DISTRICT

Cash Summary Report

Full Account Code	Description	Initial Cash	MTD Received	FYTD Received	MTD Expended	FYTD Expended	Fund Balance	Encumbrance	Unencumbered Balance
001-0000	GENERAL FUND	\$ 4,353,632.51	\$ 3,370,059.48	\$ 14,110,429.21	\$ 1,448,263.01	\$ 12,216,378.87	\$ 6,247,682.85	\$ 1,070,108.98	\$ 5,177,573.87
001-9194	BUS PURCHASE ALLOWANCE	53,368.84	0.00	0.00	0.00	0.00	53,368.84	0.00	53,368.84
002-9002	BOND RETIRE - HURON PUBLIC LIBRARY	312,635.26	131,538.51	258,898.95	2,325.83	278,907.87	292,626.34	16,598.75	276,027.59
003-9004	PERMANENT IMPROVEMENT FUND	114,462.96	296,929.07	535,547.35	17,388.01	398,967.95	251,042.36	92,051.83	158,990.53
006-0000	FOOD SERVICE FUND	0.00	42,857.60	300,726.08	59,206.43	390,219.46	(89,493.38)	29,308.37	(118,801.75)
006-9020	SANDI LUNCH FUND	9,827.46	0.00	2,695.00	0.00	0.00	12,522.46	0.00	12,522.46
007-9001	MEMORIAL SCHOLARSHIP FUND	41,859.60	2,553.00	7,553.00	0.00	17,783.00	31,629.60	1,000.00	30,629.60
007-9003	BOYS SOCCER SCHOLARSHIP	10,002.45	0.00	0.00	0.00	1,500.00	8,502.45	0.00	8,502.45
007-9004	FOOTBALL SCHOLARSHIPS	5,292.82	0.00	1,310.00	0.00	0.00	6,602.82	900.00	5,702.82
007-9005	SWIMMING SCHOLARSHIPS	1,751.89	0.00	0.00	0.00	500.00	1,251.89	0.00	1,251.89
007-9006	ADDISON AND OZELMA WILES SCHOLARSHIP FUND	2,230.98	0.00	0.00	0.00	0.00	2,230.98	0.00	2,230.98
007-9009	HURON STRONG - COVID-19 DONATIONS	28,193.17	0.00	0.00	0.00	28,080.00	113.17	0.00	113.17
007-9011	LEIDHEISER SCHOLARSHIP TRUST FUND	321.07	0.00	0.00	0.00	0.00	321.07	0.00	321.07
007-9015	POPPY ROTH LEE MISCHLER MEMORIAL FUND	8,678.00	0.00	0.00	0.00	2,000.00	6,678.00	0.00	6,678.00
007-9016	CROSS COUNTRY SCHOLARSHIP FUND	1,253.08	0.00	1,288.15	0.00	1,000.00	1,541.23	500.00	1,041.23
007-9017	TRACK SCHOLARSHIP FUND	839.17	0.00	0.00	0.00	600.00	239.17	0.00	239.17
007-9020	SCOTT KLAIBER MEMORIAL CROSS COUNTRY SCHOLARSHIP	8,115.00	200.00	467.00	0.00	2,000.00	6,582.00	0.00	6,582.00
007-9030	National Jr Honor Society Scholarship	0.00	0.00	0.00	0.00	0.00	0.00	0.00	0.00
007-9050	TIGER FUND GRANT	17,452.61	4,041.00	5,972.00	1,137.02	3,246.55	20,178.06	318.49	19,859.57
007-9051	WELLNESS INITIATIVE	7,464.09	0.00	9,920.00	225.00	786.45	16,597.64	0.00	16,597.64
007-9060	WOODLANDS EDUCATIONAL GARDEN	1,051.30	45.00	160.00	0.00	100.00	1,111.30	0.00	1,111.30
007-9070	HURON FALLEN SOLDIER MEMORIAL	1,611.24	0.00	10.00	0.00	0.00	1,621.24	650.00	971.24
007-9075	MC CORMICK FUND RAISING - DIAMOND JUBILEE	7,251.81	0.00	0.00	0.00	0.00	7,251.81	19.77	7,232.04
007-9090	SATANTA VONTHRON SCHOLARSHIP FUND	20,439.29	0.00	10.00	0.00	4,000.00	16,449.29	0.00	16,449.29
018-9002	HS BUILDING FUND	9,633.65	0.00	309.23	0.00	124.54	9,818.34	0.00	9,818.34
018-9003	MCCORMICK BUILDING FUND	9,425.40	468.90	1,684.41	0.00	617.98	10,491.83	2,193.90	8,297.93
018-9005	WOODLANDS BUILDING FUND	13,160.68	1,000.00	2,602.58	0.00	688.50	15,074.76	531.74	14,543.02
018-9006	WOODLANDS PLAYGROUND FUND	1.00	0.00	0.00	0.00	0.00	1.00	0.00	1.00
018-9007	SHAWNEE BUILDING FUND	4,534.21	0.00	2,130.22	0.00	1,053.93	5,610.50	490.00	5,120.50
019-0000	OTHER GRANT	0.00	0.00	0.00	0.00	0.00	0.00	0.00	0.00

HURON CITY SCHOOL DISTRICT**Cash Summary Report**

Full Account Code	Description	Initial Cash	MTD Received	FYTD Received	MTD Expended	FYTD Expended	Fund Balance	Encumbrance	Unencumbered Balance
019-9019	DORN FOUNDATION GRANT	\$ 0.00	\$ 0.00	\$ 10,000.00	\$ 0.00	\$ 10,000.00	\$ 0.00	\$ 0.00	\$ 0.00
019-9020	ERIE COUNTY MENTAL HEALTH BOARD GRANT	0.00	0.00	10,969.00	0.00	10,955.91	13.09	0.00	13.09
019-9021	OCCRRA COVID PRESCHOOL GRANT	0.00	0.00	21,483.00	4,220.19	4,220.19	17,262.81	2,559.80	14,703.01
019-9116	OHIO SPACE GRANT	503.02	0.00	950.00	0.00	897.00	556.02	0.00	556.02
019-9219	ERIE COUNTY COMMUNITY FOUNDATION GRANT FY19	0.23	0.00	0.00	0.00	0.00	0.23	0.00	0.23
022-0000	DISTRICT AGENCY FUND - PUBLIC LIBRARY	0.00	18,791.26	35,772.61	332.29	17,313.64	18,458.97	18,458.97	0.00
022-9016	STATE TOURNAMENT ACCOUNT	691.59	350.00	6,740.00	1,367.55	7,001.08	430.51	0.00	430.51
200-9020	CLASS OF 2020	9,933.44	0.00	0.00	0.00	0.00	9,933.44	0.00	9,933.44
200-9021	CLASS OF 2021	3,786.44	0.00	(45,226.00)	0.00	(46,560.00)	5,120.44	580.00	4,540.44
200-9022	CLASS OF 2022	0.00	118.50	1,404.11	0.00	1,031.06	373.05	3,000.00	(2,626.95)
200-9209	NATIONAL HONOR SOCIETY	4,279.37	250.00	1,000.00	294.00	1,009.75	4,269.62	755.25	3,514.37
200-9210	MCCORMICK NATIONAL HONOR SOCIETY	3,968.36	130.00	130.00	0.00	0.00	4,098.36	95.00	4,003.36
200-9211	HIGH SCHOOL YEARBOOK	8,165.24	0.00	850.00	0.00	99.00	8,916.24	0.00	8,916.24
200-9213	HIGH SCHOOL STUDENT COUNCIL	13,355.97	0.00	0.00	0.00	1,948.42	11,407.55	0.00	11,407.55
200-9214	TEEN LEADERSHIP CORPS	2,262.78	0.00	1,089.00	329.10	723.65	2,628.13	276.35	2,351.78
200-9216	HS SPEECH AND DEBATE	51.05	0.00	0.00	0.00	0.00	51.05	0.00	51.05
200-9220	MCCORMICK STUDENT COUNCIL	6,834.92	0.00	130.00	199.96	995.61	5,969.31	706.00	5,263.31
200-9221	HIGH SCHOOL - MODEL UN	0.00	0.00	0.00	0.00	0.00	0.00	0.00	0.00
200-9222	HIGH SCHOOL ART CLUB	1,302.39	0.00	0.00	0.00	0.00	1,302.39	0.00	1,302.39
200-9232	MCCORMICK YEARBOOK	1,499.91	225.00	225.00	0.00	673.35	1,051.56	1,500.00	(448.44)
200-9234	STEAM CONCESSIONS - MCCORMICK	592.26	0.00	0.00	0.00	0.00	592.26	0.00	592.26
200-9241	HIGH SCHOOL ACADEMIC CHALLENGE TEAM	2,044.59	0.00	600.00	0.00	1,202.00	1,442.59	0.00	1,442.59
300-0000	ATHLETICS - HURON CITY SCHOOLS	29,030.76	1,659.00	52,744.37	7,580.59	98,037.94	(16,262.81)	10,626.57	(26,889.38)
300-9020	HALL OF FAME BANQUET	127.67	0.00	0.00	0.00	0.00	127.67	0.00	127.67
300-9215	HURON VOCAL MUSIC PROGRAM	25,195.79	80.00	80.00	2,550.00	2,550.00	22,725.79	0.00	22,725.79
300-9220	BIDDY BOYS BASKETBALL	4,086.40	0.00	4,875.00	0.00	7,045.00	1,916.40	1,200.00	716.40
300-9221	BIDDY BASEBALL	4.10	0.00	180.00	0.00	0.00	184.10	0.00	184.10
300-9222	BIDDY BOYS GOLF	1,094.99	0.00	0.00	0.00	316.12	778.87	0.00	778.87
300-9223	BIDDY TRACK (BOYS AND GIRLS)	4,352.58	0.00	0.00	194.94	344.94	4,007.64	49.25	3,958.39
300-9224	BIDDY BOYS SOCCER	7,578.02	0.00	0.00	0.00	0.00	7,578.02	500.00	7,078.02
300-9225	BIDDY CHEERLEADING	5,577.18	0.00	3,156.51	0.00	4,249.20	4,484.49	0.00	4,484.49
300-9226	BIDDY CROSS COUNTRY	18,114.15	0.00	9,247.82	0.00	3,642.63	23,719.34	500.00	23,219.34

HURON CITY SCHOOL DISTRICT

Cash Summary Report

Full Account Code	Description	Initial Cash	MTD Received	FYTD Received	MTD Expended	FYTD Expended	Fund Balance	Encumbrance	Unencumbered Balance
300-9227	BIDDY FOOTBALL	\$ 9,324.02	\$ 0.00	\$ 13,530.25	\$ 1,000.00	\$ 8,537.15	\$ 14,317.12	\$ 1,981.43	\$ 12,335.69
300-9228	BIDDY GIRLS GOLF	0.00	0.00	2,000.00	0.00	616.03	1,383.97	0.00	1,383.97
300-9229	BIDDY GIRLS SOCCER	2,124.25	630.00	1,055.74	200.00	1,006.25	2,173.74	847.19	1,326.55
300-9230	BIDDY GIRLS BASKETBALL	8,822.22	0.00	8,277.00	335.46	9,949.75	7,149.47	0.00	7,149.47
300-9232	BIDDY GIRLS TENNIS	1,031.20	0.00	836.00	0.00	257.56	1,609.64	100.00	1,509.64
300-9233	BIDDY SOFTBALL	5,175.23	0.00	0.00	953.77	953.77	4,221.46	1,215.65	3,005.81
300-9234	BIDDY SWIMMING	957.03	0.00	0.00	0.00	0.00	957.03	0.00	957.03
300-9235	BIDDY VOLLEYBALL	11,941.59	0.00	7,142.10	64.56	5,373.14	13,710.55	872.30	12,838.25
300-9236	BIDDY WRESTLING	4,003.18	0.00	0.00	0.00	1,106.89	2,896.29	30.00	2,866.29
300-9237	BIDDY BOWLING TEAM	3,731.55	0.00	0.00	0.00	182.66	3,548.89	172.00	3,376.89
300-9238	BIDDY BOYS TENNIS	571.08	0.00	0.00	0.00	0.00	571.08	0.00	571.08
300-9250	BIDDY - OTHER SCHOOL ACTIVIIES	0.00	0.00	0.00	0.00	0.00	0.00	0.00	0.00
401-9021	AUXILIARY SERVICES	0.00	0.00	0.00	0.00	0.00	0.00	0.00	0.00
401-9219	ST PETER AUXILIARY FY18-FY19	2,101.36	0.00	0.00	0.00	0.00	2,101.36	0.00	2,101.36
401-9221	ST PETER AUXILIARY FY20 - FY21	29,217.26	0.00	122,456.80	25,223.31	66,826.59	84,847.47	9,908.53	74,938.94
439-9019	PUBLIC SCHOOL PRESCHOOL GRANT FY19	0.00	0.00	0.00	0.00	0.00	0.00	0.00	0.00
439-9020	PUBLIC SCHOOL PRESCHOOL GRANT FY20	0.00	0.00	661.54	0.00	661.54	0.00	0.00	0.00
439-9021	PUBLIC SCHOOL PRESCHOOL GRANT FY20	0.00	14,677.16	55,041.32	7,338.58	55,041.32	0.00	0.00	0.00
451-9020	PUBLIC SCHOOLS CONNECTIVITY	0.00	0.00	0.00	0.00	0.00	0.00	0.00	0.00
451-9021	PUBLIC SCHOOLS CONNECTIVITY	0.00	3,600.00	7,200.00	0.00	0.00	7,200.00	0.00	7,200.00
467-9020	STUDENT WELLNESS & SUPPORT RESTRICTED FUNDS	145,648.89	0.00	344,421.91	37,772.70	185,436.26	304,634.54	0.00	304,634.54
499-9019	SCHOOL SAFETY GRANT 2019	0.00	0.00	0.00	0.00	0.00	0.00	0.00	0.00
499-9020	MISCELLANEOUS STATE GRANT FUND	3,485.40	0.00	0.00	0.00	0.00	3,485.40	1,729.04	1,756.36
507-9021	ESSER	0.00	0.00	105,388.83	17,961.20	127,793.57	(22,404.74)	0.00	(22,404.74)
510-9021	CORONA RELIEF FUND	0.00	0.00	60,976.03	0.00	60,976.03	0.00	0.00	0.00
510-9121	BROADBAND OHIO CONNECTIVITY GRANT	0.00	4,496.42	34,410.68	2,249.60	34,410.68	0.00	7,688.79	(7,688.79)
516-9019	IDEA-B 2019 SPECIAL EDUCATION	0.00	0.00	0.00	0.00	0.00	0.00	0.00	0.00
516-9020	IDEA-B 2020 SPECIAL EDUCATION	0.00	0.00	57,131.75	0.00	57,131.75	0.00	0.00	0.00
516-9021	IDEA-B 2021 SPECIAL EDUCATION	0.00	53,661.85	187,015.64	29,441.62	187,015.64	0.00	936.10	(936.10)
516-9219	2019 6B IDEA RESTORATION GRANT	0.00	0.00	0.00	0.00	0.00	0.00	0.00	0.00
572-9019	TITLE I 2019 IMPROVING BASIC PROGRAMS	0.00	0.00	0.00	0.00	0.00	0.00	0.00	0.00

HURON CITY SCHOOL DISTRICT

Cash Summary Report

Full Account Code	Description	Initial Cash	MTD Received	FYTD Received	MTD Expended	FYTD Expended	Fund Balance	Encumbrance	Unencumbered Balance
572-9020	TITLE I 2020 IMPROVING BASIC PROGRAMS	\$ 0.00	\$ 0.00	\$ 29,426.62	\$ 0.00	\$ 29,426.62	\$ 0.00	\$ 0.00	\$ 0.00
572-9021	TITLE I 2021 IMPROVING BASIC PROGRAMS	0.00	19,304.36	127,726.40	16,316.69	144,043.09	(16,316.69)	1,513.22	(17,829.91)
572-9121	EXPANDING OPPORTUNITIES GRANT	0.00	4,060.00	4,060.00	4,060.00	4,060.00	0.00	0.00	0.00
572-9220	TITLE I DISADVANTAGED CHILDREN	0.00	0.00	0.00	0.00	0.00	0.00	0.00	0.00
587-9019	IDEA 2019 EARLY CHILDHOOD SPECIAL EDUCATION	0.00	0.00	0.00	0.00	0.00	0.00	0.00	0.00
587-9020	IDEA 2020 EARLY CHILDHOOD SPECIAL EDUCATION	0.00	0.00	0.00	0.00	0.00	0.00	0.00	0.00
587-9021	IDEA 2021 EARLY CHILDHOOD SPECIAL EDUCATION	0.00	0.00	7,813.42	(152.45)	7,813.42	0.00	0.00	0.00
590-0000	IMPROVING TEACHER QUALITY	0.00	0.00	0.00	0.00	0.00	0.00	0.00	0.00
590-9019	TITLE IIA 2019 IMPROVING TEACHER QUALITY	0.00	0.00	0.00	0.00	0.00	0.00	0.00	0.00
590-9020	IMPROVING TEACHER QUALITY	0.00	0.00	3,167.10	0.00	3,167.10	0.00	0.00	0.00
590-9021	IMPROVING TEACHER QUALITY	0.00	649.80	8,141.60	650.00	8,791.60	(650.00)	12,322.70	(12,972.70)
599-9019	TITLE IV 2019 STUDENT SUPPORT/ACA ENRICHMENT	0.00	0.00	0.00	0.00	0.00	0.00	0.00	0.00
599-9020	MISCELLANEOUS FED. GRANT FUND	0.00	0.00	940.13	0.00	940.13	0.00	0.00	0.00
599-9021	MISCELLANEOUS FED. GRANT FUND	0.00	1,584.08	5,940.14	792.04	5,940.14	0.00	2,662.93	(2,662.93)
Grand Total		\$ 5,427,057.00	\$ 3,973,959.99	16,552,874.60	\$ 1,689,821.00	\$ 7,496,221.33	\$ 1,297,458.90	\$ 6,198,762.43	
						14,483,710.27			

Start Date: 03/01/2021

End Date: 03/31/2021

HURON CITY SCHOOL DISTRICT

Disbursement Summary Report

Reference Number	Check Number	Type	Date	Name	Vendor #	Status	Reconcile Date	Void Date	Amount
21610	6669	ACCOUNTS_PAYA BLE	3/4/2021	CAPITAL ONE PUBLIC FUNDING LLC	900039	RECONCILED	3/4/2021		\$ 5,880.43
21648	6670	ACCOUNTS_PAYA BLE	3/10/2021	OHIO SCHOOLS COUNCIL	900006	RECONCILED	3/10/2021		707.50
21650	6671	ACCOUNTS_PAYA BLE	3/10/2021	VISION SERVICE PLAN	900028	RECONCILED	3/10/2021		1,859.94
21645	6672	ACCOUNTS_PAYA BLE	3/10/2021	GORDON FOOD SERVICE INC	900040	RECONCILED	3/10/2021		9,088.83
21651	6673	ACCOUNTS_PAYA BLE	3/11/2021	HURON EMPLOYEE INSURANCE	900009	RECONCILED	3/11/2021		151,812.57
21621	6674	ACCOUNTS_PAYA BLE	3/8/2021	SCHOOL EMPLOYEES RETIREMENT	900023	RECONCILED	3/11/2021		15.08
21700	6675	ACCOUNTS_PAYA BLE	3/24/2021	GORDON FOOD SERVICE INC	900040	RECONCILED	3/24/2021		5,382.31
21644	6676	PAYROLL	3/9/2021	HURON CITY SCHOOL DISTRICT		RECONCILED	3/11/2021		352,996.59
21649	6677	ACCOUNTS_PAYA BLE	3/10/2021	HURON CITY SCHOOLS FOR MEDICAR	900011	RECONCILED	3/10/2021		4,777.24
21696	6678	ACCOUNTS_PAYA BLE	3/24/2021	SCHOOL EMPLOYEES RETIREMENT	900023	RECONCILED	3/24/2021		36.82
21728	6679	ACCOUNTS_PAYA BLE	3/29/2021	GORDON FOOD SERVICE INC	900040	RECONCILED	3/30/2021		5,839.99
21695	6680	PAYROLL	3/26/2021	HURON CITY SCHOOL DISTRICT		RECONCILED	3/26/2021		347,653.35
21699	6681	ACCOUNTS_PAYA BLE	3/24/2021	HURON CITY SCHOOLS FOR MEDICAR	900011	RECONCILED	3/24/2021		5,410.25
21670	6682	PAYROLL	3/19/2021	HURON CITY SCHOOL DISTRICT		RECONCILED	3/24/2021		50,000.00
21729	6683	ACCOUNTS_PAYA BLE	3/29/2021	SCHOOL EMPLOYEES RETIREMENT	900023	RECONCILED	3/30/2021		7.31
21698	6684	ACCOUNTS_PAYA BLE	3/24/2021	STATE TEACHERS RETIREMENT	900001	RECONCILED	3/24/2021		88,528.00
21697	6685	ACCOUNTS_PAYA BLE	3/24/2021	SCHOOL EMPLOYEES RETIREMENT	900002	RECONCILED	3/24/2021		24,962.00
21742	6686	ACCOUNTS_PAYA BLE	3/30/2021	AMERICAN FIDELITY ASSURANCE CO	900013	RECONCILED	3/30/2021		5,845.33
21740	6687	ACCOUNTS_PAYA	3/30/2021	HURON CITY	900008	RECONCILED	3/30/2021		4,898.28

Start Date: 03/01/2021

End Date: 03/31/2021

HURON CITY SCHOOL DISTRICT

Disbursement Summary Report

Reference Number	Check Number	Type	Date	Name	Vendor #	Status	Reconcile Date	Void Date	Amount
21741	6688	BLE ACCOUNTS_PAYA BLE	3/30/2021	SCHOOLS SCHOOL	900023	RECONCILED	3/30/2021		\$ 27.36
21743	6689	BLE ACCOUNTS_PAYA BLE	3/30/2021	EMPLOYEES RETIREMENT GORDON FOOD	900040	RECONCILED	3/30/2021		335.46
21745	6690	BLE ACCOUNTS_PAYA BLE	3/31/2021	SERVICE INC GORDON FOOD	900040	RECONCILED	3/31/2021		3,995.33
21582	107646	BLE ACCOUNTS_PAYA BLE	3/3/2021	SERVICE INC APPLE	1313	RECONCILED	3/31/2021		44,751.00
21574	107647	BLE ACCOUNTS_PAYA BLE	3/3/2021	COMPUTER INC BAY AREA GAS	2529	RECONCILED	3/31/2021		3,732.79
21579	107648	BLE ACCOUNTS_PAYA BLE	3/3/2021	CONSORTIUM BRICKER &	423	RECONCILED	3/31/2021		996.49
21590	107649	BLE ACCOUNTS_PAYA BLE	3/3/2021	ECKLER, LLP CAPITAL ONE	302854	OUTSTANDING			11.10
21580	107650	BLE ACCOUNTS_PAYA BLE	3/3/2021	COMMERCIAL CDW	3120	RECONCILED	3/31/2021		15,360.00
21584	107651	BLE ACCOUNTS_PAYA BLE	3/3/2021	GOVERNMENT INC CENTURYLINK	302858	RECONCILED	3/4/2021		1,914.32
21586	107652	BLE ACCOUNTS_PAYA BLE	3/3/2021	CINTAS CORPORATION	3492	RECONCILED	3/11/2021		31.93
21592	107653	BLE ACCOUNTS_PAYA BLE	3/3/2021	LOC. 318 DANA FANTOZZ-	6169	RECONCILED	3/31/2021		31.36
21594	107654	BLE ACCOUNTS_PAYA BLE	3/3/2021	SKAVNAK ENVIRONMENTA	301181	RECONCILED	3/31/2021		75.00
21591	107655	BLE ACCOUNTS_PAYA BLE	3/3/2021	L WATER HUDL	302600	RECONCILED	3/31/2021		1,000.00
21576	107656	BLE ACCOUNTS_PAYA BLE	3/3/2021	KIMBALL MIDWEST	1172	RECONCILED	3/31/2021		961.73
21578	107657	BLE ACCOUNTS_PAYA BLE	3/3/2021	NOECA	14132	RECONCILED	3/31/2021		11,628.00
21571	107658	BLE ACCOUNTS_PAYA BLE	3/3/2021	NORTH POINT EDUCATIONAL	5011	RECONCILED	3/31/2021		748.00
21573	107659	BLE ACCOUNTS_PAYA BLE	3/3/2021	OSBA	15389	RECONCILED	3/31/2021		300.00
21588	107660	BLE ACCOUNTS_PAYA BLE	3/3/2021	PRESTO BRASS FITTINGS INC	16634	RECONCILED	3/31/2021		755.46
21577	107661	BLE ACCOUNTS_PAYA BLE	3/3/2021	RACHEL WIXEY AND ASSOCIATES	302958	RECONCILED	3/31/2021		1,500.53
21581	107662	BLE ACCOUNTS_PAYA BLE	3/3/2021	LLC REPUBLIC	302029	RECONCILED	3/10/2021		2,417.87
21570	107663	BLE ACCOUNTS_PAYA BLE	3/3/2021	SERVICES #263 SAN BAY	19005	RECONCILED	3/31/2021		52.14
21583	107664	BLE ACCOUNTS_PAYA	3/3/2021	COMPANY STEVEN MYERS	13042	OUTSTANDING			33.60

Start Date: 03/01/2021

End Date: 03/31/2021

HURON CITY SCHOOL DISTRICT

Disbursement Summary Report

Reference Number	Check Number	Type	Date	Name	Vendor #	Status	Reconcile Date	Void Date	Amount
21589	107665	BLE ACCOUNTS_PAYA BLE	3/3/2021	SUBURBAN SCHOOL TRANSPORTATIO N	302674	RECONCILED	3/31/2021		\$ 1,374.00
21572	107666	BLE ACCOUNTS_PAYA BLE	3/3/2021	TAMS-WITMARK LLS	20048	RECONCILED	3/31/2021		2,000.00
21575	107667	BLE ACCOUNTS_PAYA BLE	3/3/2021	TOFT DAIRY INC	600014	RECONCILED	3/31/2021		514.40
21593	107668	BLE ACCOUNTS_PAYA BLE	3/3/2021	VICTORIA J MEADOWS	14002	RECONCILED	3/31/2021		24.64
21585	107669	BLE ACCOUNTS_PAYA BLE	3/3/2021	VINSON GROUP, LLC	303174	RECONCILED	3/31/2021		6,633.33
21587	107670	BLE ACCOUNTS_PAYA BLE	3/3/2021	WHITE HOUSE ARTESIAN SPRINGS	23058	RECONCILED	3/31/2021		6.75
21595	107671	REFUND	3/4/2021	AG-PRO OHIO, LLC	303239	RECONCILED	3/31/2021		279.90
21602	107672	BLE ACCOUNTS_PAYA BLE	3/4/2021	NORTH POINT EDUCATIONAL	5011	RECONCILED	3/31/2021		1,992.00
21603	107673	BLE ACCOUNTS_PAYA BLE	3/4/2021	GRAINGER	7061	RECONCILED	3/10/2021		55.09
21607	107674	BLE ACCOUNTS_PAYA BLE	3/4/2021	POINT SPRING & DRIVESHAFT CO	16633	RECONCILED	3/31/2021		125.96
21608	107675	BLE ACCOUNTS_PAYA BLE	3/4/2021	Keith Fabor	20089	RECONCILED	3/4/2021		143.50
21596	107676	BLE ACCOUNTS_PAYA BLE	3/4/2021	CONTROL SYSTEMS OF OHIO	301405	OUTSTANDING			340.00
21598	107677	BLE ACCOUNTS_PAYA BLE	3/4/2021	Gundlach Sheet Metal Works Inc	301660	RECONCILED	3/31/2021		1,694.88
21597	107678	BLE ACCOUNTS_PAYA BLE	3/4/2021	MILLCRAFT PAPER COMPANY	301752	RECONCILED	3/31/2021		2,304.30
21604	107679	BLE ACCOUNTS_PAYA BLE	3/4/2021	WILSON LANGUAGE TRAINING	301983	RECONCILED	3/31/2021		5,895.83
21605	107680	BLE ACCOUNTS_PAYA BLE	3/4/2021	AGNES M SCHAFFER	301988	RECONCILED	3/31/2021		62.72
21609	107681	BLE ACCOUNTS_PAYA BLE	3/4/2021	BUCKEYE BROADBAND, INC	303008	RECONCILED	3/31/2021		16.00
21600	107682	BLE ACCOUNTS_PAYA BLE	3/4/2021	LUCKY STONE PROMOTIONS, LTD	303036	RECONCILED	3/31/2021		225.00
21606	107683	BLE ACCOUNTS_PAYA BLE	3/4/2021	IZA DESIGN INC	303408	RECONCILED	3/31/2021		294.00
21601	107684	BLE ACCOUNTS_PAYA BLE	3/4/2021	INTERKAL LLC	303437	RECONCILED	3/31/2021		827.15
21599	107685	ACCOUNTS_PAYA	3/4/2021	TOFT DAIRY INC	600014	RECONCILED	3/31/2021		527.58

Start Date: 03/01/2021

End Date: 03/31/2021

HURON CITY SCHOOL DISTRICT

Disbursement Summary Report

Reference Number	Check Number	Type	Date	Name	Vendor #	Status	Reconcile Date	Void Date	Amount
		BLE							
21611	107686	ACCOUNTS_PAYA	3/3/2021	AMERICAN EXPRESS	300290	RECONCILED	3/4/2021		\$ 2,665.57
		BLE							
21630	107687	ACCOUNTS_PAYA	3/8/2021	BAY ELECTRIC CO INC	2101	RECONCILED	3/31/2021		50.00
		BLE							
21624	107688	ACCOUNTS_PAYA	3/8/2021	HURON ACE HARDWARE	3213	RECONCILED	3/31/2021		25.96
		BLE							
21631	107689	ACCOUNTS_PAYA	3/8/2021	ESC OF LORAIN COUNTY	6035	RECONCILED	3/31/2021		710.56
		BLE							
21620	107690	ACCOUNTS_PAYA	3/8/2021	VASU COMMUNICATIONS INC	7155	RECONCILED	3/31/2021		641.21
		BLE							
21627	107691	ACCOUNTS_PAYA	3/8/2021	CITY OF HURON	8376	RECONCILED	3/31/2021		17,505.32
		BLE							
21623	107692	ACCOUNTS_PAYA	3/8/2021	SAN BAY COMPANY	19005	VOID		3/9/2021	376.11
		BLE							
21612	107693	ACCOUNTS_PAYA	3/8/2021	STAPLES ADVANTAGE	19987	RECONCILED	3/24/2021		148.40
		BLE							
21615	107694	ACCOUNTS_PAYA	3/8/2021	TELESYSTEM	301007	RECONCILED	3/31/2021		884.33
		BLE							
21622	107695	ACCOUNTS_PAYA	3/8/2021	MILLCRAFT PAPER COMPANY	301752	RECONCILED	3/31/2021		287.10
		BLE							
21618	107696	ACCOUNTS_PAYA	3/8/2021	HPC	302162	RECONCILED	3/31/2021		875.00
		BLE							
21614	107697	ACCOUNTS_PAYA	3/8/2021	JB ROOFING, A TECTA AMERICA	302834	RECONCILED	3/31/2021		801.00
		BLE							
21619	107698	ACCOUNTS_PAYA	3/8/2021	RACHEL WIXEY AND ASSOCIATES LLC	302958	RECONCILED	3/31/2021		3,035.28
		BLE							
21629	107699	ACCOUNTS_PAYA	3/8/2021	COMDOC INC	302968	RECONCILED	3/31/2021		5,727.69
		BLE							
21613	107700	ACCOUNTS_PAYA	3/8/2021	BUCKEYE BROADBAND, INC	303008	RECONCILED	3/31/2021		80.41
		BLE							
21617	107701	ACCOUNTS_PAYA	3/8/2021	VEX ROBOTICS, INC	303021	RECONCILED	3/31/2021		1,187.00
		BLE							
21625	107702	ACCOUNTS_PAYA	3/8/2021	GILBERT HEATING & AIR CONDITIONING INC	303242	RECONCILED	3/31/2021		742.00
		BLE							
21616	107703	ACCOUNTS_PAYA	3/8/2021	PROMOUNDS, INC.	303253	RECONCILED	3/31/2021		453.77
		BLE							
21628	107704	ACCOUNTS_PAYA	3/8/2021	TYLER MEES	303406	RECONCILED	3/31/2021		15.68
		BLE							
21632	107705	ACCOUNTS_PAYA	3/8/2021	THE MT PIT LLC	303438	OUTSTANDING			550.00
		BLE							
21626	107706	ACCOUNTS_PAYA	3/8/2021	TOFT DAIRY INC	600014	RECONCILED	3/31/2021		193.86
		BLE							
21633	107707	ACCOUNTS_PAYA	3/9/2021	SAN BAY	19005	RECONCILED	3/31/2021		379.11

Start Date: 03/01/2021

End Date: 03/31/2021

HURON CITY SCHOOL DISTRICT

Disbursement Summary Report

Reference Number	Check Number	Type	Date	Name	Vendor #	Status	Reconcile Date	Void Date	Amount
		BLE		COMPANY					
21634	107708	ACCOUNTS_PAYA	3/9/2021	TELESYSTEM	301007	RECONCILED	3/31/2021		\$ 17.98
		BLE							
21635	107709	ACCOUNTS_PAYA	3/9/2021	CDI DALLAS LLC	303415	RECONCILED	3/31/2021		5,244.37
		BLE							
21643	107710	ACCOUNTS_PAYA	3/9/2021	BROWN SUPPLY COMPANY	2380	RECONCILED	3/31/2021		190.00
		BLE							
21640	107711	ACCOUNTS_PAYA	3/9/2021	BUCKEYE BROADBAND, INC	303008	RECONCILED	3/31/2021		5.92
		BLE							
21642	107712	ACCOUNTS_PAYA	3/9/2021	CORNELL'S FOODS INC	8261	RECONCILED	3/31/2021		9.00
		BLE							
21636	107713	ACCOUNTS_PAYA	3/9/2021	IXL LEARNING	302514	RECONCILED	3/31/2021		4,060.00
		BLE							
21639	107714	ACCOUNTS_PAYA	3/9/2021	OHIO EDISON COMPANY	15004	RECONCILED	3/31/2021		99.79
		BLE							
21641	107715	ACCOUNTS_PAYA	3/9/2021	OSU EXTENSION	301860	RECONCILED	3/31/2021		32.00
		BLE							
21638	107716	ACCOUNTS_PAYA	3/9/2021	SARAH SOLBERG	303178	RECONCILED	3/31/2021		64.56
		BLE							
21637	107717	ACCOUNTS_PAYA	3/9/2021	TOFT DAIRY INC	600014	RECONCILED	3/31/2021		802.58
		BLE							
21647	107718	ACCOUNTS_PAYA	3/10/2021	CINTAS CORPORATION LOC. 318	3492	RECONCILED	3/10/2021		31.93
		BLE							
21646	107719	ACCOUNTS_PAYA	3/10/2021	SUNRISE COOPERATIVE	19664	RECONCILED	3/10/2021		2,993.39
		BLE							
21659	107720	ACCOUNTS_PAYA	3/11/2021	CARDINAL BUS SALES	3418	RECONCILED	3/31/2021		83.76
		BLE							
21656	107721	ACCOUNTS_PAYA	3/11/2021	CHEMICAL SERVICE & SUPPLIES	3442	RECONCILED	3/31/2021		2,674.60
		BLE							
21658	107722	ACCOUNTS_PAYA	3/11/2021	CINTAS CORPORATION LOC. 318	3492	RECONCILED	3/31/2021		31.93
		BLE							
21654	107723	ACCOUNTS_PAYA	3/11/2021	DISCOUNT DRUG MART INC	4070	RECONCILED	3/31/2021		19.95
		BLE							
21655	107724	ACCOUNTS_PAYA	3/11/2021	GENERAL RUBBER AND PLASTICS COMPANY INC	303416	RECONCILED	3/31/2021		397.45
		BLE							
21660	107725	ACCOUNTS_PAYA	3/11/2021	LORIS PRINTING & PARTY CENTER	12387	RECONCILED	3/31/2021		200.00
		BLE							
21653	107726	ACCOUNTS_PAYA	3/11/2021	POINT SPRING & DRIVESHAFT CO	16633	RECONCILED	3/31/2021		239.11
		BLE							
21657	107727	ACCOUNTS_PAYA	3/11/2021	SAN BAY COMPANY	19005	RECONCILED	3/31/2021		709.34
		BLE							
21652	107728	ACCOUNTS_PAYA	3/11/2021	TOFT DAIRY INC	600014	RECONCILED	3/31/2021		111.85
		BLE							

Start Date: 03/01/2021

End Date: 03/31/2021

HURON CITY SCHOOL DISTRICT

Disbursement Summary Report

Reference Number	Check Number	Type	Date	Name	Vendor #	Status	Reconcile Date	Void Date	Amount
21661	107729	ACCOUNTS_PAYA BLE	3/12/2021	SPORTS FORCE PARKS	302860	OUTSTANDING			\$ 150.00
21665	107730	ACCOUNTS_PAYA BLE	3/12/2021	BREWER- GARRETT	302975	RECONCILED	3/31/2021		1,495.30
21668	107731	ACCOUNTS_PAYA BLE	3/12/2021	CINTAS CORPORATION LOC. 318	3492	RECONCILED	3/31/2021		31.93
21662	107732	ACCOUNTS_PAYA BLE	3/12/2021	DINSMORE AND SHOHL LLP	302526	RECONCILED	3/31/2021		700.00
21664	107733	ACCOUNTS_PAYA BLE	3/12/2021	EDUCATIONAL SERVICE CENTER OF	303213	RECONCILED	3/31/2021		7,361.00
21663	107734	ACCOUNTS_PAYA BLE	3/12/2021	NORTH POINT EDUCATIONAL	5011	RECONCILED	3/31/2021		114,558.47
21667	107735	ACCOUNTS_PAYA BLE	3/12/2021	REBMAN SYSTEMS INC	302919	RECONCILED	3/31/2021		156.00
21666	107736	ACCOUNTS_PAYA BLE	3/12/2021	TOFT DAIRY INC	600014	RECONCILED	3/31/2021		165.00
21669	107737	ACCOUNTS_PAYA BLE	3/12/2021	WILBUR NEWELL	303435	RECONCILED	3/31/2021		2.80
21680	107738	ACCOUNTS_PAYA BLE	3/16/2021	CORNELL'S FOODS INC	8261	RECONCILED	3/31/2021		30.66
21673	107739	ACCOUNTS_PAYA BLE	3/16/2021	ENVIRONMENTA L WATER	301181	RECONCILED	3/31/2021		1,233.16
21676	107740	ACCOUNTS_PAYA BLE	3/16/2021	FINAL FORMS	303159	RECONCILED	3/31/2021		53.00
21679	107741	ACCOUNTS_PAYA BLE	3/16/2021	KARI CASE	303434	RECONCILED	3/31/2021		20.72
21674	107742	ACCOUNTS_PAYA BLE	3/16/2021	OHIO EDISON COMPANY	15005	RECONCILED	3/31/2021		3,518.65
21671	107743	ACCOUNTS_PAYA BLE	3/16/2021	PERKINS LOCAL SCHOOL	16053	RECONCILED	3/31/2021		65.23
21672	107744	ACCOUNTS_PAYA BLE	3/16/2021	RACHEL WIXEY AND ASSOCIATES LLC	302958	RECONCILED	3/31/2021		3,574.96
21675	107745	ACCOUNTS_PAYA BLE	3/16/2021	TOFT DAIRY INC	600014	RECONCILED	3/31/2021		1,047.94
21678	107746	ACCOUNTS_PAYA BLE	3/16/2021	VERIZON WIRELESS	22010	RECONCILED	3/31/2021		2,579.14
21677	107747	ACCOUNTS_PAYA BLE	3/16/2021	WHITE HOUSE ARTESIAN SPRINGS	23058	RECONCILED	3/31/2021		18.00
21684	107748	ACCOUNTS_PAYA BLE	3/18/2021	BRICKER & ECKLER, LLP	423	RECONCILED	3/31/2021		17,880.00
21687	107749	ACCOUNTS_PAYA BLE	3/18/2021	CHEMICAL SERVICE & SUPPLIES	3442	RECONCILED	3/31/2021		319.20
21685	107750	ACCOUNTS_PAYA	3/18/2021	CINTAS	3492	RECONCILED	3/31/2021		34.73

Start Date: 03/01/2021

End Date: 03/31/2021

HURON CITY SCHOOL DISTRICT

Disbursement Summary Report

Reference Number	Check Number	Type	Date	Name	Vendor #	Status	Reconcile Date	Void Date	Amount
		BLE		CORPORATION LOC. 318					
21686	107751	ACCOUNTS_PAYA BLE	3/18/2021	ERIE COUNTY	5083	RECONCILED	3/31/2021		\$ 10,977.26
21681	107752	ACCOUNTS_PAYA BLE	3/18/2021	FIRELANDS REGIONAL MED CTR	6045	RECONCILED	3/31/2021		2,716.00
21683	107753	ACCOUNTS_PAYA BLE	3/18/2021	MCGRAW HILL LLC	13319	RECONCILED	3/31/2021		32.26
21682	107754	ACCOUNTS_PAYA BLE	3/18/2021	OHIO SCHOOL BOARDS ASSOCIATION	15008	RECONCILED	3/31/2021		972.95
21691	107755	ACCOUNTS_PAYA BLE	3/18/2021	POINT SPRING & DRIVESHAFT CO	16633	RECONCILED	3/31/2021		51.61
21690	107756	ACCOUNTS_PAYA BLE	3/18/2021	SAN BAY COMPANY	19005	RECONCILED	3/31/2021		472.62
21688	107757	ACCOUNTS_PAYA BLE	3/18/2021	WILLIAM H SADLIER INC	19662	RECONCILED	3/31/2021		2,379.39
21689	107758	ACCOUNTS_PAYA BLE	3/18/2021	LUCKY STONE PROMOTIONS, LTD	303036	RECONCILED	3/31/2021		165.00
21693	107759	ACCOUNTS_PAYA BLE	3/18/2021	BRICKER & ECKLER, LLP	423	RECONCILED	3/31/2021		803.12
21692	107760	ACCOUNTS_PAYA BLE	3/18/2021	COLUMBIA GAS OF OHIO	3249	RECONCILED	3/31/2021		3,638.30
21694	107761	ACCOUNTS_PAYA BLE	3/18/2021	TOTAL SOFTBALL	303262	RECONCILED	3/31/2021		350.00
21718	107762	ACCOUNTS_PAYA BLE	3/26/2021	BRICKER & ECKLER, LLP	423	OUTSTANDING			4,436.60
21719	107763	ACCOUNTS_PAYA BLE	3/26/2021	ALL PHASE POWER & LIGHTING INC	1006	OUTSTANDING			249.19
21720	107764	ACCOUNTS_PAYA BLE	3/26/2021	HURON ACE HARDWARE	3213	RECONCILED	3/31/2021		23.97
21705	107765	ACCOUNTS_PAYA BLE	3/26/2021	CINTAS CORPORATION LOC. 318	3492	RECONCILED	3/31/2021		31.93
21703	107766	ACCOUNTS_PAYA BLE	3/26/2021	DELUCA PLUMBING INC	4004	RECONCILED	3/31/2021		4,635.26
21704	107767	ACCOUNTS_PAYA BLE	3/26/2021	FOLLETT SCHOOL SOLUTIONS INC	6003	RECONCILED	3/30/2021		907.05
21722	107768	ACCOUNTS_PAYA BLE	3/26/2021	CORNELL'S FOODS INC	8261	RECONCILED	3/31/2021		31.52
21701	107769	ACCOUNTS_PAYA BLE	3/26/2021	MARGARETTA LOCAL SCHOOL	13006	OUTSTANDING			2,105.09
21714	107770	ACCOUNTS_PAYA BLE	3/26/2021	BUCKEYE TREE & CRANE SERVICE	13491	OUTSTANDING			1,010.00

Start Date: 03/01/2021

End Date: 03/31/2021

HURON CITY SCHOOL DISTRICT

Disbursement Summary Report

Reference Number	Check Number	Type	Date	Name	Vendor #	Status	Reconcile Date	Void Date	Amount
21727	107771	ACCOUNTS_PAYA BLE	3/26/2021	NCS PEARSON INC	14077	RECONCILED	3/31/2021		\$ 45.00
21717	107772	ACCOUNTS_PAYA BLE	3/26/2021	SAN BAY COMPANY	19005	RECONCILED	3/31/2021		1,051.00
21702	107773	ACCOUNTS_PAYA BLE	3/26/2021	TREASURER STATE OF OHIO	20531	OUTSTANDING			546.00
21724	107774	ACCOUNTS_PAYA BLE	3/26/2021	NCS PEARSON INC	301035	RECONCILED	3/30/2021		45.00
21713	107775	ACCOUNTS_PAYA BLE	3/26/2021	BSN SPORTS, LLC	301544	RECONCILED	3/30/2021		797.30
21709	107776	ACCOUNTS_PAYA BLE	3/26/2021	NCS PEARSON INC	301744	RECONCILED	3/31/2021		1,715.80
21723	107777	ACCOUNTS_PAYA BLE	3/26/2021	CENGAGE LEARNING	301822	RECONCILED	3/31/2021		119.99
21725	107778	ACCOUNTS_PAYA BLE	3/26/2021	NYECO GAS	302446	OUTSTANDING			137.32
21721	107779	ACCOUNTS_PAYA BLE	3/26/2021	DINSMORE AND SHOHL LLP	302526	OUTSTANDING			250.00
21715	107780	ACCOUNTS_PAYA BLE	3/26/2021	MICHAEL LEMPONEN	302649	RECONCILED	3/31/2021		55.44
21710	107781	ACCOUNTS_PAYA BLE	3/26/2021	CAR PARTS WAREHOUSE LOCKBOX	302714	RECONCILED	3/31/2021		111.30
21716	107782	ACCOUNTS_PAYA BLE	3/26/2021	KURTZ BROS	302867	RECONCILED	3/31/2021		190.68
21711	107783	ACCOUNTS_PAYA BLE	3/26/2021	SMITH MATERIAL SUPPLY INC	302891	OUTSTANDING			1,848.14
21707	107784	ACCOUNTS_PAYA BLE	3/26/2021	RACHEL WIXEY AND ASSOCIATES LLC	302958	RECONCILED	3/31/2021		3,124.44
21712	107785	ACCOUNTS_PAYA BLE	3/26/2021	COPORATE COMPASS TRAINING	303194	OUTSTANDING			650.00
21708	107786	ACCOUNTS_PAYA BLE	3/26/2021	SAMANTHA HASSEN	303401	OUTSTANDING			29.94
21726	107787	ACCOUNTS_PAYA BLE	3/26/2021	CERTAPRO PAINTERS OF WESTLAKE & MEDINA- STRONGSVILLE	303444	RECONCILED	3/31/2021		6,769.58
21706	107788	ACCOUNTS_PAYA BLE	3/26/2021	TOFT DAIRY INC	600014	RECONCILED	3/31/2021		1,538.33
21732	107789	ACCOUNTS_PAYA BLE	3/29/2021	LORIS PRINTING & PARTY CENTER	12387	OUTSTANDING			119.52
21734	107790	ACCOUNTS_PAYA BLE	3/29/2021	OAK HARBOR HIGH SCHOOL	301493	OUTSTANDING			350.00
21733	107791	ACCOUNTS_PAYA BLE	3/29/2021	NYECO GAS	302446	OUTSTANDING			6.50

Start Date: 03/01/2021

End Date: 03/31/2021

HURON CITY SCHOOL DISTRICT

Disbursement Summary Report

Reference Number	Check Number	Type	Date	Name	Vendor #	Status	Reconcile Date	Void Date	Amount
21736	107792	ACCOUNTS_PAYA BLE	3/29/2021	CENTURYLINK	302858	RECONCILED	3/31/2021		\$ 1,914.32
21737	107793	ACCOUNTS_PAYA BLE	3/29/2021	BILL'S IMPLEMENT SALES	302865	OUTSTANDING			3,000.00
21730	107794	ACCOUNTS_PAYA BLE	3/29/2021	RACHEL WIXEY AND ASSOCIATES LLC	302958	OUTSTANDING			3,429.92
21735	107795	ACCOUNTS_PAYA BLE	3/29/2021	ASSETGENIE, INC.	303022	OUTSTANDING			2,313.35
21739	107796	ACCOUNTS_PAYA BLE	3/29/2021	THE DURA WAX COMPANY	303414	OUTSTANDING			129.41
21738	107797	ACCOUNTS_PAYA BLE	3/29/2021	STREACKER TRACTOR SALES INC	303439	OUTSTANDING			1,175.11
21731	107798	ACCOUNTS_PAYA BLE	3/29/2021	TOFT DAIRY INC	600014	OUTSTANDING			281.06
21744	107799	ACCOUNTS_PAYA BLE	3/30/2021	SARAH RIEDY	303320	OUTSTANDING			10.00
21748	107800	ACCOUNTS_PAYA BLE	3/31/2021	ALL PHASE POWER & LIGHTING INC	1006	OUTSTANDING			5,592.44
21755	107801	ACCOUNTS_PAYA BLE	3/31/2021	REPUBLIC SERVICES #263	302029	OUTSTANDING			4,751.10
21752	107802	ACCOUNTS_PAYA BLE	3/31/2021	KARI CASE	303434	OUTSTANDING			22.40
21746	107803	ACCOUNTS_PAYA BLE	3/31/2021	CDW GOVERNMENT INC	3120	OUTSTANDING			993.82
21760	107804	ACCOUNTS_PAYA BLE	3/31/2021	CORNELL'S FOODS INC	8261	OUTSTANDING			10.65
21751	107805	ACCOUNTS_PAYA BLE	3/31/2021	DANA FANTOZZ- SKAVNAK	6169	OUTSTANDING			49.28
21750	107806	ACCOUNTS_PAYA BLE	3/31/2021	FOLLETT SCHOOL SOLUTIONS INC	6003	OUTSTANDING			1,023.83
21759	107807	ACCOUNTS_PAYA BLE	3/31/2021	HURON ACE HARDWARE	3213	OUTSTANDING			13.35
21747	107808	ACCOUNTS_PAYA BLE	3/31/2021	VICTORIA J MEADOWS	14002	OUTSTANDING			49.28
21754	107809	ACCOUNTS_PAYA BLE	3/31/2021	STEVEN MYERS	13042	OUTSTANDING			49.28
21758	107810	ACCOUNTS_PAYA BLE	3/31/2021	NORTH POINT EDUCATIONAL	5011	OUTSTANDING			4,731.00
21757	107811	ACCOUNTS_PAYA BLE	3/31/2021	NCS PEARSON INC	301744	OUTSTANDING			125.00
21753	107812	ACCOUNTS_PAYA BLE	3/31/2021	SAN BAY COMPANY	19005	OUTSTANDING			1,127.99

Start Date: 03/01/2021

End Date: 03/31/2021

HURON CITY SCHOOL DISTRICT Disbursement Summary Report

Reference Number	Check Number	Type	Date	Name	Vendor #	Status	Reconcile Date	Void Date	Amount
21756	107813	ACCOUNTS_PAYA BLE	3/31/2021	SHRADER TIRE & OIL INC	19881	OUTSTANDING			\$ 192.50
21749	107814	ACCOUNTS_PAYA BLE	3/31/2021	TOFT DAIRY INC	600014	OUTSTANDING			1,146.85
Grand Total									\$ 1,479,671.42

Huron City School District

Investment Portfolio

As of March 31, 2021

Star Ohio

Money Market

<u>Term</u>	<u>Amount</u>	<u>Interest</u>	<u>Interest Paid</u>	<u>Maturity</u>
n/a	\$4,860,312.19	0.10%	monthly	n/a

Star Ohio Plus

Money Market

<u>Term</u>	<u>Amount</u>	<u>Interest</u>	<u>Interest Paid</u>	<u>Maturity Date</u>
n/a	\$150,266.08	0.10%	monthly	n/a

Morgan Stanley

CD

<u>Term</u>	<u>Amount</u>	<u>Interest</u>	<u>Interest Paid</u>	<u>Maturity</u>
	\$100,805.52	0.15%	monthly	5/3/21

UBS

Fixed Income

<u>Term</u>	<u>Amount</u>	<u>Interest</u>	<u>Interest Paid</u>	<u>Maturity</u>
Varies	\$1,418,648.50	varies	monthly	varies

Fifth Third

Money Market

<u>Term</u>	<u>Amount</u>	<u>Interest</u>	<u>Interest Paid</u>	<u>Maturity</u>
n/a	\$698,222.82	0.10%	monthly	n/a

Total **\$7,228,222.13**



Huron City School District

Monthly Financial Report

Fiscal Year 2021 Revenue and Expenditure Activity Through March

Randy Drewyor
Treasurer/CFO



Table of Contents

FISCAL YEAR 2021 REVENUE AND EXPENDITURE ANALYSIS THROUGH MARCH	3
FISCAL YEAR 2021 MONTHLY REVENUE ANALYSIS - MARCH	4
FISCAL YEAR 2021 REVENUE ANALYSIS - JULY - MARCH	5
FISCAL YEAR 2021 MONTHLY EXPENDITURE ANALYSIS - MARCH	6
FISCAL YEAR 2021 EXPENDITURE ANALYSIS - JULY - MARCH	7

FISCAL YEAR 2021 REVENUE AND EXPENDITURE ANALYSIS THROUGH MARCH

1. ACTUAL COMPARED TO FORECAST VARIANCE AND NET FAVORABILITY ANALYSIS

CURRENT YEAR-TO-DATE
REVENUE COLLECTIONS
INDICATE A

\$112,232

FAVORABLE COMPARED TO
FORECAST

CURRENT YEAR-TO-DATE
EXPENDITURES INDICATE A

\$356,404

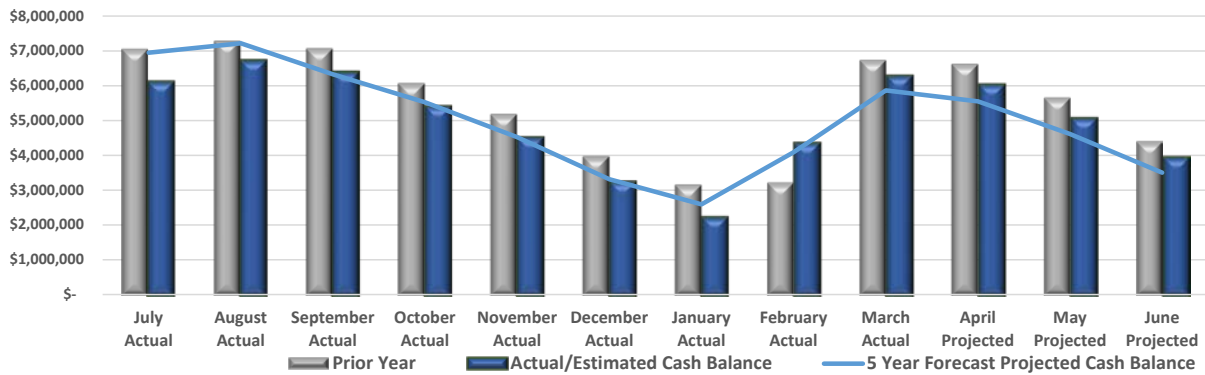
FAVORABLE COMPARED TO
FORECAST

POTENTIAL NET IMPACT
WOULD RESULT IN A

\$468,637

FAVORABLE IMPACT ON THE
CASH BALANCE

2. VARIANCE AND CASH BALANCE COMPARISON



MARCH CASH BALANCE IS

\$422,553

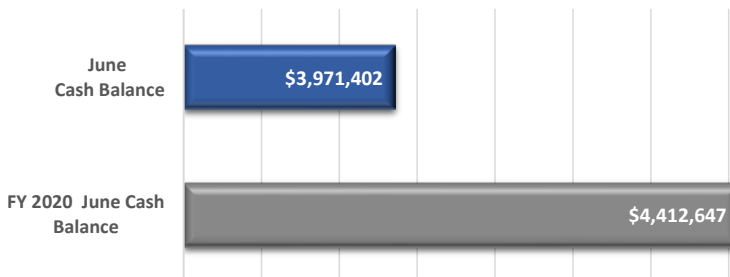
LESS THAN LAST MARCH

MARCH CASH BALANCE IS

\$468,637

MORE THAN THE FORECASTED
AMOUNT

3. FISCAL YEAR 2021 REVENUE SHORTFALL/SURPLUS ANALYSIS (BASED UPON ACTUAL/ESTIMATED VARIANCE)



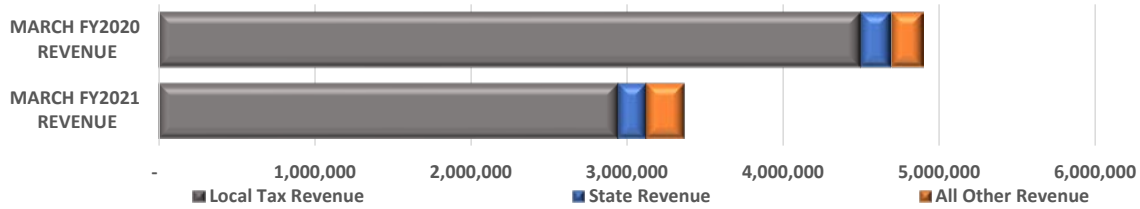
OPERATING DEFICIT OF

\$(441,246)

WILL DECREASE THE CASH BALANCE
BY THE END OF THE FISCAL YEAR

FISCAL YEAR 2021 MONTHLY REVENUE ANALYSIS - MARCH

1. MARCH REVENUE COLLECTIONS COMPARED TO PRIOR YEAR



	Actual Revenue Collections For March	Prior Year Revenue Collections	Actual Compared to Last Year
Local Tax Revenue	2,938,044	4,489,062	▼ (1,551,019)
State Revenue	185,256	196,429	▼ (11,174)
All Other Revenue	246,760	208,682	▲ 38,078
Total Revenue	3,370,059	4,894,174	▼ (1,524,114)

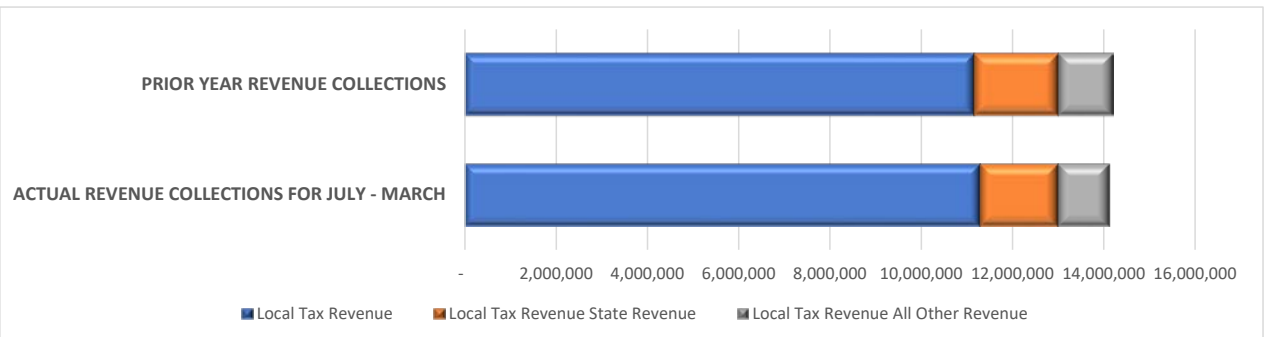
Actual revenue for the month was down

\$1,524,114

compared to last year.

Local tax revenue decrease compared to March 2020 is more a function of timing of tax advances.

2. ACTUAL REVENUE RECEIVED THROUGH MARCH COMPARED TO THE PRIOR YEAR



	Actual Revenue Collections For July - March	Prior Year Revenue Collections For July - March	Current Year Compared to Last Year
Local Tax Revenue	11,286,176	11,159,707	▲ 126,469
State Revenue	1,704,281	1,835,082	▼ (130,801)
All Other Revenue	1,119,972	1,201,672	▼ (81,700)
Total Revenue	14,110,429	14,196,462	▼ (86,032)

COMPARED TO THE SAME PERIOD, TOTAL REVENUES ARE

\$86,032

LOWER THAN THE PREVIOUS YEAR

Year over year revenue reflects a slight improvement in local tax revenue and the loss of state funding. All revenue loses are due to a decrease in interest earnings.

FISCAL YEAR 2021 REVENUE ANALYSIS - JULY - MARCH

3. POSSIBLE CASH FLOW VARIANCE FROM FORECAST DUE TO FYTD ACTUAL RESULTS

CURRENT YEAR-TO-DATE REVENUE
COLLECTIONS INDICATE A

\$112,232

FAVORABLE COMPARED TO FORECAST

	Forecast Annual Revenue Estimates	Cash Flow Actual/Estimated Calculated Annual Amount	Current Year Forecast Compared to Actual/Estimated
Local Tax Revenue	12,068,509	11,983,438	(85,071)
State Revenue	2,096,957	2,314,736	217,779
All Other Revenue	1,459,782	1,439,306	(20,476)
Total Revenue	15,625,248	15,737,480	112,232

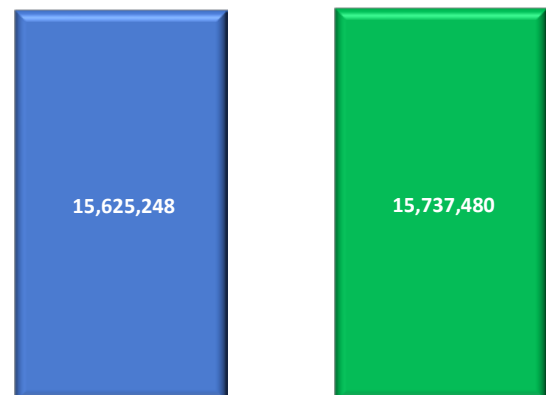
The district's current cash flow, both actual and estimated indicate a favorable variance of \$112,232

Local tax revenue expectations were overstated in the original forecast. The partial recovery of state funding explains the positive state revenue result against the forecast.

4. REVENUE VARIANCE ANALYSIS OF POTENTIAL IMPACT

Results through March indicate that Fiscal Year 2021 actual/estimated revenue could total \$15,737,480, a favorable variance of \$112,232 compared to the annual forecast total revenue. This means the forecast cash balance could be improved.

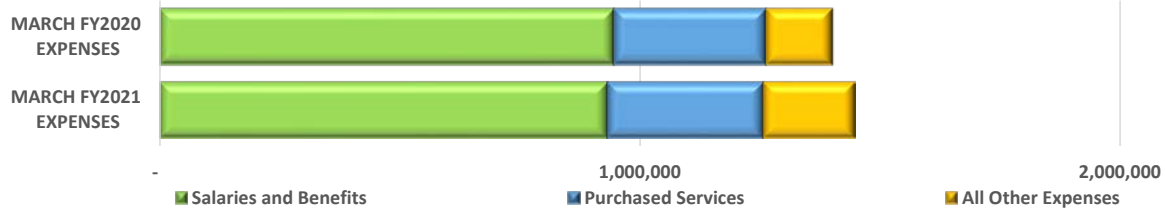
Comparison of 5 Year Forecast Total Revenue with Actual + Estimated Monthly Cash Flow



2021 5-Year Forecast Total Revenue July - March Actual Revenue
Collected To-date plus April - June
Estimated Revenue Collections

FISCAL YEAR 2021 MONTHLY EXPENDITURE ANALYSIS - MARCH

1. MARCH EXPENDITURES COMPARED TO PRIOR YEAR

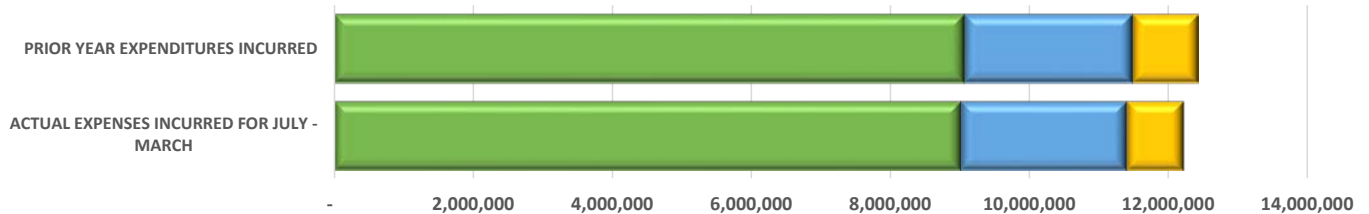


	Actual Expenses For March	Prior Year Expenditure Incurred	Actual Compared to Last Year
Salaries and Benefits	931,575	945,089	▼ (13,515)
Purchased Services	324,809	317,226	▲ 7,582
All Other Expenses	191,880	139,140	▲ 52,740
Total Expenditures	1,448,263	1,401,456	▲ 46,807

Actual expenses for the month was up
\$46,807
 compared to last year.

Most of the year over year increase is due to timing of expenses plus some expected maintenance costs.

2. ACTUAL EXPENSES INCURRED THROUGH MARCH COMPARED TO THE PRIOR YEAR



	Actual Expenses For July - March	Prior Year Expenditures Incurred	Actual Compared to Last Year
Salaries and Benefits	9,013,359	9,061,661	▼ (48,301)
Purchased Services	2,387,110	2,423,053	▼ (35,943)
All Other Expenses	815,910	942,882	▼ (126,973)
Total Expenditures	12,216,379	12,427,596	▼ (211,217)

Compared to the same period, total expenditures are

\$211,217

lower than the previous year

Overall reduction in expenditures is a reflection of cost containment efforts.

FISCAL YEAR 2021 EXPENDITURE ANALYSIS - JULY - MARCH

3. POSSIBLE CASH FLOW VARIANCE FROM FORECAST DUE TO FYTD ACTUAL RESULTS

**CURRENT YEAR-TO-DATE
EXPENDITURES INDICATE A**

\$356,404

**FAVORABLE COMPARED TO
FORECAST**

	Forecasted Annual Expenses	Cash Flow Actual/Estimated Calculated Annual Amount	Forecasted amount compared to Actual/Estimated
Salaries and Benefits	11,843,065	11,693,255	▼ (149,810)
Purchased Services	3,521,328	3,410,549	▼ (110,779)
All Other Expenses	1,170,738	1,074,922	▼ (95,816)
Total Expenditures	16,535,130	16,178,726	▼ (356,404)

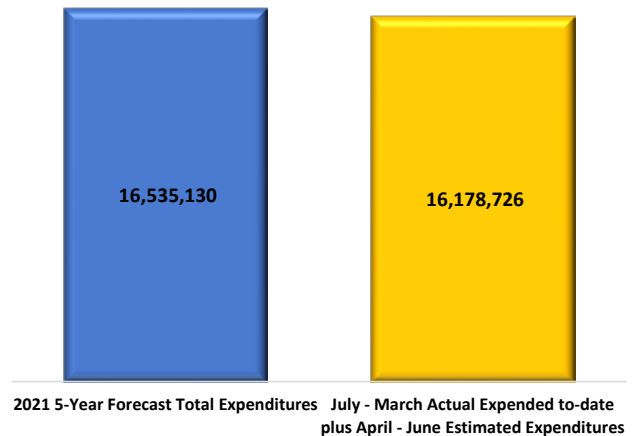
The district's current cash flow, both actual and estimated expenditures indicate a favorable variance of \$356,404.

Reflects the administrations cost containment efforts.

4. EXPENDITURE VARIANCE ANALYSIS OF POTENTIAL IMPACT

Results through March indicate that Fiscal Year 2021 actual/estimated expenditures could total \$16,178,726 which has a favorable expenditure variance of \$356,404. This means the forecast cash balance could be improved.

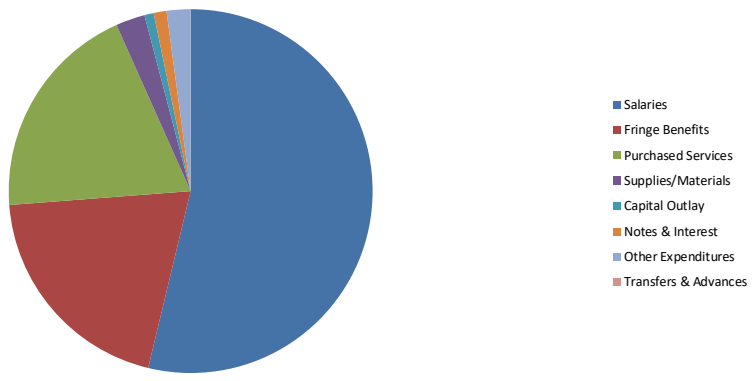
Comparison of 5 Year Forecast Total Expenditures with Actual + Estimated Monthly Cash Flow



Fiscal Year 2020-2021							
March 2021							
GENERAL FUND							
HURON CITY SCHOOL DISTRICT	Budget FY 20-21	Current Fiscal YTD	% of Total	Actual FY 19-20	Prior Fiscal YTD	% of Total	% CHANGE FY 21 TO FY 20
REVENUE							
Beginning Cash Balance		4,407,001			5,608,948		
Real Estate Taxes	9,955,466	9,829,915	98.7%	9,770,688	5,647,629	57.8%	74.1%
Public Utilities Personal Property	741,877	807,733	108.9%	698,646	332,643	47.6%	142.8%
Unrestricted State Aid	2,047,473	1,681,657	82.1%	2,081,551	1,620,907	77.9%	3.7%
Restricted State Aid	49,484	22,624	45.7%	27,800	17,745	63.8%	27.5%
Property Tax Allocation - Rollback & Homestead	1,354,871	648,528	47.9%	1,362,547	690,374	50.7%	
Tuition	978,593	795,135	81.3%	988,484	611,636	61.9%	30.0%
Interest	95,542	8,544	8.9%	127,391	96,398	75.7%	-91.1%
All other	335,635	188,858	56.3%	338,630	249,275	73.6%	-24.2%
Total General Fund Revenue	15,558,941	13,982,994	89.9%	15,395,737	9,266,607	60.2%	50.9%
EXPENSES							
Salaries	8,588,073	6,566,878	76.5%	8,515,854	5,964,962	70.0%	10.1%
Benefits	3,267,727	2,446,481	74.9%	3,113,224	2,151,609	69.1%	13.7%
Purchased Services	3,364,596	2,387,110	70.9%	3,287,950	2,105,827	64.0%	13.4%
Supplies	464,962	316,143	68.0%	433,289	359,887	83.1%	-12.2%
Capital Outlay	83,714	100,548	120.1%	80,906	107,150	132.4%	-6.2%
Notes & Interest	142,087	139,725	98.3%	142,087	142,087	100.0%	-1.7%
Other Expenses	317,450	259,493	81.7%	311,689	194,618	62.4%	33.3%
Transfers & Advances Out	75,000	0	0.0%	100,000	0	0.0%	0.0%
Total General Fund Expenses	16,303,609	12,216,379	74.9%	15,984,999	11,026,140	69.0%	10.8%
Net Cash Flow Fiscal Year to Date		1,766,615			(1,759,533)		
Ending Cash Balance		6,173,616			3,849,415		
Outstanding Purchase Orders		1,791,435			976,824		
Unencumbered Cash Balance		4,382,181			2,872,591		
True Days Cash		98			66		
Estimated Cost Per Day		44,667			43,795		



EXPENSE ITEM	FISCAL YTD
Salaries	\$6,566,878
Fringe Benefits	\$2,446,481
Purchased Services	\$2,387,110
Supplies/Materials	\$316,143
Capital Outlay	\$100,548
Notes & Interest	\$139,725
Other Expenditures	\$259,493
Transfers & Advances	\$0
Total Expenditures	\$12,216,379





Huron City School District

Federal Programs Summary
FY2021

Program Name:	Fund/SCC	Initial Allocation:	Total Revenues:	Total Expenses:	Cash Balance:	Encumbrances:	Remaining Balance:
Title I - Improving Basic Programs	572.9021	\$262,594.79	\$127,726.40	\$144,043.09	-\$16,316.69	\$739.92	\$117,811.78
Expanding Opportunities Grant	572.9121	\$4,507.94	\$4,060.00	\$4,060.00	\$0.00	\$0.00	\$447.94
Title IIA - Supporting Effective Instruction	590.9021	\$38,327.14	\$8,141.60	\$8,141.60	\$0.00	\$6,166.70	\$24,018.84
Title IV - Student Support and Academic Enrichment	599.9021	\$23,125.00	\$5,940.14	\$5,940.14	\$0.00	\$0.00	\$17,184.86
IDEA-B - Special Education	516.9021	\$302,407.87	\$187,015.74	\$187,015.64	\$0.10	\$0.00	\$115,392.23
IDEA Early Childhood Special Education	587.9021	\$10,113.05	\$7,813.42	\$7,813.42	\$0.00	\$0.00	\$2,299.63
ESSER	507.9021	\$193,663.50	\$105,388.83	\$127,793.57	-\$22,404.74	\$15,360.00	\$50,509.93
Student Wellness	467.9020	\$488,016.72	\$344,421.91	\$127,396.18	\$362,674.62	\$32,648.82	\$327,971.72
BroadbandOhio Connectivity	510.9121	\$40,290.00	\$34,410.68	\$34,410.68	\$0.00	\$12,185.21	-\$6,305.89
State CARES	510.9021	\$60,976.03	\$60,976.03	\$60,976.03	\$0.00	\$4,645.56	-\$4,645.56
Early Childhood Education - State	439.9021	\$64,000.00	\$55,041.32	\$55,041.32	\$0.00	\$0.00	\$8,958.68
Totals:		\$1,488,022.04	\$940,936.07	\$762,631.67	\$323,953.29	\$71,746.21	\$653,644.16

Activity through March 31, 2021



HURON CITY SCHOOL DISTRICT

Forecast Comparison

Randy Drewyor, Treasurer/CFO

Per Ohio Revised Code, each local Board of Education is required to approve the district's 5-Year Forecast each November and May. Each forecast is based on the information available at that point in time. Practically, the May forecast will be much more accurate in terms of the current year because it can be based on 10 months of actual fiscal year data. Also, all forecasts are subject to error based on the state budget cycle and local economic information.

Please note that the May 5-Year Forecast is a work in progress and will be updated until the point it is presented to the Board of Education.

OVERVIEW – November 2020 vs May 2021

The table below shows a comparison of the district's 5-Year from the November 2020 submission to the current work in progress for the May 2021 submission.

FY21 Forecast Comparison					
	Fiscal Year 2021	Fiscal Year 2022	Fiscal Year 2023	Fiscal Year 2024	Fiscal Year 2024
November 2020 Forecast					
Surplus/(deficit)	(\$909,883.00)	(\$1,179,072.00)	(\$1,362,502.00)	(\$1,854,624.00)	(\$2,416,441.00)
June 30 Cash Balance	\$3,502,748.00	\$2,323,676.00	\$961,174.00	(\$893,450.00)	(\$3,309,891.00)
May 2021 Forecast					
Surplus/(deficit)	(\$657,655.00)	(\$851,369.00)	(\$1,057,667.00)	(\$1,604,194.00)	(\$2,240,532.00)
June 30 Cash Balance	\$3,754,976.00	\$2,903,607.00	\$1,845,940.00	\$241,746.00	(\$1,998,786.00)

Key Conclusions:

1. Deficit spending will continue but the overall financial position of the district looks to be better than what had been forecasted in November 2020. The reasons for the improvement was an unexpected partial restoration of unrestricted state aid and positive results from cost containment efforts.
2. While the overall cash balances are improved the fundamental financial position of the district has not improved. The cash balances will be very tight beginning in fiscal year 2023 resulting in the need to engage in short-term borrowing to meet payroll and expenditure requirements.

REVENUE – November 2020 vs May 2021

The table below shows a comparison of the total revenue stream in the district’s 5-Year Forecast from November 2020 to the work in progress for the May submission.

FY21 Revenue Comparison					
	Fiscal Year 2021	Fiscal Year 2022	Fiscal Year 2023	Fiscal Year 2024	Fiscal Year 2024
Nov 2020 Revenue	\$15,625,248.00	\$15,838,269.00	\$16,103,157.00	\$16,137,258.00	\$16,234,539.00
May 2021 Revenue	\$15,695,424.00	\$16,060,762.00	\$16,370,590.00	\$16,402,214.00	\$16,471,542.00
Difference	\$70,176.00	\$222,493.00	\$267,433.00	\$264,956.00	\$237,003.00

Key Conclusion:

The May forecast is showing a slightly improved revenue stream for the district. The improved revenue source is from the restoration of state funding to FY19 levels and incremental gains in local revenue due to increases in local valuations and the district being at the 20-mil floor.

EXPENSES – November 2020 vs May 2021

The table below shows a comparison of the total expense stream in the district’s 5-Year Forecast from November 2020 to the work in progress for the May submission.

FY21 Expenditure Comparison					
	Fiscal Year 2021	Fiscal Year 2022	Fiscal Year 2023	Fiscal Year 2024	Fiscal Year 2024
Nov 2020 Revenue	\$16,535,131.00	\$17,017,341.00	\$17,465,659.00	\$17,991,882.00	\$18,650,980.00
May 2021 Revenue	\$16,353,079.00	\$16,912,131.00	\$17,428,257.00	\$18,006,408.00	\$18,712,074.00
Difference	(\$182,052.00)	(\$105,210.00)	(\$37,402.00)	\$14,526.00	\$61,094.00

Key Conclusions:

1. The May forecast shows improved expenditure positions for fiscal years 2021, 2022 and 2023 due to current cost containment plans offsetting inflationary cost increases.
2. Spending increases are based on past trends and/or expectations based on national trends (e.g. medical insurance).

