

HURON CITY SCHOOL DISTRICT

Treasurer's Report

Betty Schwiefert, Interim Treasurer



Monthly Financial Report – January 2022

1. *Cash Reconciliation*
2. *Cash Summary – All Funds*
3. *Disbursement Summary*
4. *Investment Portfolio*
5. *Monthly Financial Report (narrative of cash flows)*
6. *General Fund Financial Report (spreadsheet and graphic)*
7. *Federal & State Grants*

Date: 02/01/2022
Time: 09:41

HURON CITY SCHOOL DISTRICT
Cash Reconciliation as of 01/31/2022

Page: 1

Gross Depository Balances:

Civista \$210,828.24
Civista Credit Card Account \$12,108.35

Total Depository Balances (Gross) \$222,936.59

Adjustments to Bank Balance:

Cash in Transit to Bank (\$325.21)
Outstanding Checks (\$61,070.31)
Adjustments:

Total Adjustments to Bank Balance (\$61,395.52)

Investments:

Treasury Bonds and Notes \$0.00
Certificate of Deposits \$0.00
Other Securities \$0.00
Other Investments:
UBS Investments \$1,163,862.16
5/3 Investments \$698,383.90
STAR Ohio \$940,314.68

Total Investments \$2,802,560.74

Cash on Hand:

Petty Cash:
Change Cash:
Cash with Fiscal Agent \$0.00


Total Cash on Hand \$0.00

Total Balances \$2,964,101.81

Total Fund Balance \$2,964,101.81

Depository Clearance Accounts:

Total Clearance Account Balances \$0.00


Treasurer

**HURON CITY SCHOOL DISTRICT
Cash Summary Report**

Full Account Code	Description	Initial Cash	MID Received	FYID Received	MID Expended	FYID Expended	Fund Balance	Encumbrance	Unencumbered Balance
001-0000	GENERAL FUND	\$ 3,683,838.09	\$ 752,717.16	\$ 8,020,227.35	\$ 1,163,363.87	\$ 9,361,192.90	\$ 2,342,872.54	\$ 1,783,201.56	\$ 559,670.98
001-9194	BUS PURCHASE ALLOWANCE	53,368.84	0.00	0.00	0.00	53,368.84	0.00	0.00	0.00
002-9002	BOND RETIRE - HURON PUBLIC LIBRARY	305,446.79	0.00	120,101.86	0.00	273,372.18	152,176.47	13,475.00	138,701.47
003-9004	PERMANENT IMPROVEMENT FUND	234,292.27	50,701.04	270,734.96	44,275.52	344,690.19	160,337.04	70,456.15	89,880.89
006-0000	FOOD SERVICE FUND	150.95	68,018.55	395,571.81	58,362.64	432,763.87	(37,041.11)	116,990.22	(154,031.33)
006-9020	SANDI LUNCH FUND	12,522.46	0.00	2,000.00	0.00	0.00	14,522.46	0.00	14,522.46
007-9001	MEMORIAL SCHOLARSHIP FUND	48,385.60	0.00	11,400.00	0.00	29,384.55	30,401.05	1,500.00	28,901.05
007-9003	BOYS SOCCER SCHOLARSHIP	8,502.45	0.00	0.00	0.00	1,000.00	7,502.45	0.00	7,502.45
007-9004	FOOTBALL SCHOLARSHIPS	7,602.82	0.00	0.00	500.00	2,400.00	5,202.82	0.00	5,202.82
007-9005	SWIMMING SCHOLARSHIPS	1,351.89	0.00	0.00	0.00	1,000.00	351.89	0.00	351.89
007-9006	ADDISON AND OZELMA WILES SCHOLARSHIP FUND	2,230.98	0.00	0.00	0.00	0.00	2,230.98	0.00	2,230.98
007-9009	HURON STRONG - COVID-19 DONATIONS	113.17	0.00	0.00	0.00	0.00	113.17	0.00	113.17
007-9011	LEIDHEISER SCHOLARSHIP TRUST FUND	1,321.07	0.00	0.00	0.00	1,000.00	321.07	0.00	321.07
007-9015	THE POPPY MEMORIAL SCHLARSHIP FUND	6,678.00	0.00	0.00	0.00	2,000.00	4,678.00	0.00	4,678.00
007-9016	CROSS COUNTRY SCHOLARSHIP FUND	1,828.81	0.00	1,335.00	0.00	750.00	2,413.81	0.00	2,413.81
007-9017	TRACK SCHOLARSHIP FUND	2,000.00	0.00	0.00	0.00	2,000.00	0.00	0.00	0.00
007-9020	SCOTT KLAIBER MEMORIAL CROSS COUNTRY SCHOLARSHIP	6,582.00	100.00	250.00	0.00	2,000.00	4,832.00	1,000.00	3,832.00
007-9050	TIGER FUND GRANT	19,914.76	0.00	0.00	0.00	0.00	19,914.76	1,811.20	18,103.56
007-9051	WELLNESS INITIATIVE	13,212.64	0.00	4,680.00	0.00	823.44	17,069.20	5,800.00	11,269.20
007-9060	WOODLANDS EDUCATIONAL GARDEN	1,210.30	0.00	100.00	0.00	272.00	1,038.30	0.00	1,038.30
007-9070	HURON FALLEN SOLDIER MEMORIAL	1,171.24	0.00	0.00	0.00	0.00	1,171.24	0.00	1,171.24
007-9075	MC CORMICK FUND RAISING - DIAMOND JUBILEE	7,376.81	0.00	0.00	0.00	0.00	7,376.81	960.00	6,416.81
007-9090	SATANTA VONTHRON SCHOLARSHIP FUND	16,449.29	0.00	0.00	0.00	2,000.00	14,449.29	2,000.00	12,449.29
018-9002	HS BUILDING FUND	19,691.78	0.00	6,410.52	105.14	3,495.02	22,607.28	0.00	22,607.28
018-9003	MCCORMICK BUILDING FUND	9,874.66	1,000.00	1,178.75	0.00	0.00	11,053.41	1,800.00	9,253.41
018-9005	WOODLANDS BUILDING FUND	14,724.03	1,000.00	2,413.89	0.00	1,292.18	15,845.74	700.40	15,145.34
018-9006	WOODLANDS PLAYGROUND FUND	1.00	0.00	0.00	0.00	1.00	0.00	0.00	0.00
018-9007	SHAWNEE BUILDING FUND	5,815.23	1,000.00	2,287.98	300.00	1,331.94	6,771.27	1,105.06	5,666.21
019-9020	ERIE COUNTY MENTAL HEALTH BOARD GRANT (COMPLETED)	13.09	0.00	0.00	0.00	13.09	0.00	0.00	0.00
019-9021	OCCRRA COVID PRESCHOOL	31.15	0.00	0.00	0.00	31.15	0.00	0.00	0.00

**HURON CITY SCHOOL DISTRICT
Cash Summary Report**

Full Account Code	Description	Initial Cash	MTD Received	FYTD Received	MTD Expended	FYTD Expended	Fund Balance	Lum Sum Balance	Unencumbered Balance
	GRANT (COMPLETED)								
019-9023	PROJECT LEAD THE WAY FY23	\$ 0.00	\$ 15,000.00	\$ 15,000.00	\$ 0.00	\$ 0.00	\$ 15,000.00	\$ 0.00	\$ 15,000.00
019-9116	OHIO SPACE GRANT	556.02	0.00	0.00	216.55	216.55	339.47	329.00	10.47
019-9219	ERIE COUNTY COMMUNITY FOUNDATION GRANT FY19 (COMPLETED)	0.23	0.00	0.00	0.00	0.23	0.00	0.00	0.00
019-9319	ECCF SUMMER INTERN GRANT (COMPLETED)	0.80	0.00	0.00	0.00	0.80	0.00	0.00	0.00
022-0000	DISTRICT AGENCY FUND - PUBLIC LIBRARY	0.00	0.00	17,157.48	0.00	17,157.48	0.00	0.00	0.00
022-9016	STATE TOURNAMENT ACCOUNT	3,200.00	0.00	2,790.00	0.35	5,529.97	460.03	0.00	460.03
200-9021	CLASS OF 2021	3,263.28	0.00	0.00	0.00	3,263.28	0.00	0.00	0.00
200-9022	CLASS OF 2022	373.05	0.00	0.00	0.00	0.00	373.05	0.00	373.05
200-9023	CLASS OF 2023	0.00	2,048.75	4,462.75	1,793.96	2,652.57	1,810.18	11,347.43	(9,537.25)
200-9209	NATIONAL HONOR SOCIETY	4,494.62	0.00	125.00	22.00	836.00	3,783.62	0.00	3,783.62
200-9210	MCCORMICK NATIONAL HONOR SOCIETY	4,048.97	0.00	897.63	0.00	1,900.00	3,046.60	44.00	3,002.60
200-9211	HIGH SCHOOL YEARBOOK	9,576.24	0.00	585.00	0.00	0.00	10,161.24	0.00	10,161.24
200-9213	HIGH SCHOOL STUDENT COUNCIL	11,834.70	0.00	3,450.00	240.06	2,635.24	12,649.46	257.68	12,391.78
200-9214	TEEN LEADERSHIP CORPS	2,043.30	0.00	144.64	176.30	359.36	1,828.58	702.64	1,125.94
200-9216	HS SPEECH AND DEBATE	51.05	0.00	0.00	0.00	51.05	0.00	0.00	0.00
200-9220	MCCORMICK STUDENT COUNCIL	5,728.13	0.00	749.00	585.32	1,429.93	5,047.20	203.80	4,843.40
200-9221	HIGH SCHOOL - MODEL UN	0.00	0.00	5,500.00	0.00	5,500.00	0.00	0.00	0.00
200-9222	HIGH SCHOOL ART CLUB	1,302.39	0.00	0.00	0.00	0.00	1,302.39	0.00	1,302.39
200-9232	MCCORMICK YEARBOOK	1,504.56	0.00	0.00	0.00	1,083.00	421.56	0.00	421.56
200-9234	STEAM CONCESSIONS - MCCORMICK	592.26	1,223.00	2,137.00	211.24	853.24	1,876.02	312.52	1,563.50
200-9241	HIGH SCHOOL ACADEMIC CHALLENGE TEAM	1,192.59	0.00	0.00	0.00	250.00	942.59	0.00	942.59
300-0000	ATHLETICS - HURON CITY SCHOOLS	2,124.80	13,048.00	87,397.34	13,079.22	94,025.86	(4,503.72)	7,282.69	(11,786.41)
300-9020	HALL OF FAME BANQUET	127.67	0.00	2,575.00	0.00	2,377.03	325.64	100.00	225.64
300-9215	HURON VOCAL MUSIC PROGRAM	24,386.43	0.00	13,677.40	1,500.00	3,099.57	34,964.26	1,700.00	33,264.26
300-9220	BIDDY BOYS BASKETBALL	1,689.10	0.00	5,345.00	0.00	1,216.77	5,817.33	4,000.00	1,817.33
300-9221	BIDDY BASEBALL	184.10	0.00	0.00	0.00	0.00	184.10	0.00	184.10
300-9222	BIDDY BOYS GOLF	928.87	0.00	510.00	0.00	357.30	1,081.57	0.00	1,081.57
300-9223	BIDDY TRACK (BOYS AND GIRLS)	9,392.49	45.00	45.00	180.00	3,890.55	5,546.94	905.00	4,641.94
300-9224	BIDDY BOYS SOCCER	8,208.02	0.00	8,799.00	0.00	7,959.38	9,047.64	3,635.62	5,412.02
300-9225	BIDDY CHEERLEADING	4,153.49	0.00	2,015.00	0.00	1,107.89	5,060.60	1,062.00	3,998.60
300-9226	BIDDY CROSS COUNTRY	23,719.34	0.00	11,498.15	58.84	10,019.69	25,197.80	185.00	25,012.80

**HURON CITY SCHOOL DISTRICT
Cash Summary Report**

Full Account Code	Description	Initial Cash	MTD Received	FYTD Received	MTD Expended	FYTD Expended	Fund Balance	Encumbrance	Unencumbered Balance
300-9227	BIDDY FOOTBALL	\$ 12,189.63	\$ 0.00	\$ 15,785.28	\$ 1,536.81	\$ 12,448.11	\$ 15,526.80	\$ 2,449.28	\$ 13,077.52
300-9228	BIDDY GIRLS GOLF	1,383.97	0.00	300.00	0.00	447.85	1,236.12	0.00	1,236.12
300-9229	BIDDY GIRLS SOCCER	1,702.76	0.00	1,437.00	175.00	707.17	2,432.59	0.00	2,432.59
300-9230	BIDDY GIRLS BASKETBALL	6,494.78	1,030.50	6,849.75	1,555.06	3,816.21	9,528.32	14,243.79	(4,715.47)
300-9232	BIDDY GIRLS TENNIS	1,609.64	0.00	158.19	0.00	1,152.62	615.21	0.00	615.21
300-9233	BIDDY SOFTBALL	8,299.51	0.00	700.00	0.00	0.00	8,999.51	0.00	8,999.51
300-9234	BIDDY SWIMMING	957.03	0.00	0.00	0.00	0.00	957.03	0.00	957.03
300-9235	BIDDY VOLLEYBALL	13,710.55	0.00	8,736.00	0.00	11,664.41	10,782.14	2,399.11	8,383.03
300-9236	BIDDY WRESTLING	2,896.29	440.00	2,451.25	0.00	477.20	4,870.34	1,758.30	3,112.04
300-9237	BIDDY BOWLING TEAM	3,548.89	514.00	814.00	880.00	880.00	3,482.89	99.00	3,383.89
300-9238	BIDDY BOYS TENNIS	296.72	0.00	0.00	0.00	0.00	296.72	0.00	296.72
401-9221	ST PETER AUXILIARY FY20 - FY21 (COMPLETED)	10,434.97	0.00	0.00	0.00	10,434.97	0.00	0.00	0.00
401-9223	ST PETER AUXILIARY FY20 - FY21	0.00	0.00	0.00	(7,901.25)	0.00	0.00	0.00	0.00
439-9022	PUBLIC SCHOOL PRESCHOOL GRANT FY22	0.00	0.00	19,490.96	7,496.42	29,129.44	(9,638.48)	0.00	(9,638.48)
451-9022	PUBLIC SCHOOLS CONNECTIVITY	0.00	0.00	3,600.00	0.00	0.00	3,600.00	0.00	3,600.00
467-9020	STUDENT WELLNESS & SUPPORT RESTRICTED FUNDS	254,452.96	0.00	0.00	14,047.33	194,280.33	60,172.63	60,541.97	(369.34)
499-9020	SCHOOL SAFETY GRANT	3,485.40	0.00	0.00	0.00	1,729.04	1,756.36	0.00	1,756.36
499-9121	FY21 STATE BUS PURCHASING PROGRAM	0.00	0.00	16,450.37	0.00	16,450.37	0.00	0.00	0.00
507-9021	ESSER I	5,382.01	0.00	57,015.29	0.00	62,397.30	0.00	0.00	0.00
507-9023	ESSER II	121,251.07	78,232.80	359,504.82	28,552.06	509,307.95	(28,552.06)	28,280.46	(56,832.52)
516-9022	IDEA-B SPECIAL EDUCATION	0.00	0.00	112,466.32	27,335.61	148,892.68	(36,426.36)	10,649.84	(47,076.20)
572-9022	TITLE I IMPROVING BASIC PROGRAMS	0.00	0.00	68,302.49	17,819.69	103,481.17	(35,178.68)	7,603.74	(42,782.42)
572-9122	FY22 EXPANDING OPPORTUNITIES GRANT	0.00	0.00	0.00	0.00	4,713.00	(4,713.00)	0.00	(4,713.00)
584-9022	FY22 STUDENT SUPPORT & ACADEMIC ENRICHMENT	0.00	0.00	2,866.68	1,639.59	3,302.55	(435.87)	0.00	(435.87)
587-9022	IDEA EARLY CHILDHOOD SPECIAL EDUCATION	0.00	0.00	6,851.58	747.78	7,599.36	(747.78)	0.00	(747.78)
590-9022	FY22 SUPPORTING EFFECTIVE INSTRUCTION	0.00	0.00	7,975.29	889.00	2,414.00	5,561.29	9,821.33	(4,260.04)
Grand Total		\$ 5,058,474.85	\$ 986,118.80	\$ 9,715,307.78	\$ 1,379,744.11	\$ 11,809,680.82	\$ 2,964,101.81	\$ 2,170,713.79	\$ 793,388.02

Reporting Period: January 2022 (FY 2022)

2/1/22 10:30 AM

Start Date: 01012022

End Date: 01312022

HURON CITY SCHOOL DISTRICT Disbursement Summary Report

Reference Number	Check Number	Type	Date	Name	Vendor #	Status	Reconcile Date	Void Date	Amount
23356	6917	ACCOUNTS_PAYA BLE	1/24/2022	CAPITAL ONE PUBLIC FUNDING LLC	900039	RECONCILED	1/25/2022		\$ 5,880.43
23370	6918	ACCOUNTS_PAYA BLE	1/6/2022	SCHOOL EMPLOYEES RETIREMENT	900023	RECONCILED	1/28/2022		30.46
23354	6919	ACCOUNTS_PAYA BLE	1/24/2022	OHIO SCHOOLS COUNCIL	900006	RECONCILED	1/25/2022		692.50
23357	6920	ACCOUNTS_PAYA BLE	1/25/2022	GORDON FOOD SERVICE INC	900040	RECONCILED	1/26/2022		12,455.67
23355	6921	ACCOUNTS_PAYA BLE	1/24/2022	VISION SERVICE PLAN	900028	RECONCILED	1/25/2022		1,785.17
23353	6922	ACCOUNTS_PAYA BLE	1/24/2022	HURON EMPLOYEE INSURANCE	900009	RECONCILED	1/25/2022		143,099.59
23352	6923	ACCOUNTS_PAYA BLE	1/24/2022	BWC	2521	RECONCILED	1/25/2022		3,656.00
23290	6924	PAYROLL	1/10/2022	HURON CITY SCHOOL DISTRICT		RECONCILED	1/25/2022		338,281.86
23351	6925	ACCOUNTS_PAYA BLE	1/24/2022	HURON CITY SCHOOLS FOR MEDICAR	900011	RECONCILED	1/25/2022		4,636.81
23369	6926	ACCOUNTS_PAYA BLE	1/20/2022	SCHOOL EMPLOYEES RETIREMENT	900023	RECONCILED	1/28/2022		15.23
23433	6927	ACCOUNTS_PAYA BLE	1/28/2022	GORDON FOOD SERVICE INC	900040	RECONCILED	1/28/2022		7,805.12
23360	6928	PAYROLL	1/26/2022	HURON CITY SCHOOL DISTRICT		RECONCILED	1/26/2022		350,982.34
23361	6929	ACCOUNTS_PAYA BLE	1/26/2022	HURON CITY SCHOOLS FOR MEDICAR	900011	RECONCILED	1/26/2022		4,818.70
23372	6930	ACCOUNTS_PAYA BLE	1/28/2022	HOLLY CHARVILLE	301038	RECONCILED	1/28/2022		19.82
23432	6931	ACCOUNTS_PAYA BLE	1/28/2022	GORDON FOOD SERVICE INC	900040	RECONCILED	1/28/2022		3,140.45
23362	6932	ACCOUNTS_PAYA BLE	1/26/2022	STATE TEACHERS RETIREMENT	900001	RECONCILED	1/26/2022		88,448.00
23363	6933	ACCOUNTS_PAYA BLE	1/26/2022	SCHOOL EMPLOYEES RETIREMENT	900002	RECONCILED	1/26/2022		25,712.00
23373	6934	ACCOUNTS_PAYA BLE	1/28/2022	AMERICAN FIDELITY ASSURANCE CO	900013	RECONCILED	1/28/2022		5,875.75
23371	6935	ACCOUNTS_PAYA BLE	1/28/2022	TYLER MEES	303406	RECONCILED	1/28/2022		20.16

Reporting Period: January 2022 (FY 2022)

2/1/22 10:30 AM

Start Date: 01012022

End Date: 01312022

HURON CITY SCHOOL DISTRICT Disbursement Summary Report

Reference Number	Check Number	Type	Date	Name	Vendor #	Status	Reconcile Date	Void Date	Amount
23291	109089	ACCOUNTS_PAYA BLE	1/14/2022	OAT & CCC	301527	OUTSTANDING			\$ 360.00
23292	109090	ACCOUNTS_PAYA BLE	1/14/2022	HURON, CITY OF	8039	RECONCILED	1/31/2022		5,562.44
23314	109091	ACCOUNTS_PAYA BLE	1/14/2022	RIDDELL/ ALL AMERICAN SPORTS	1064	RECONCILED	1/31/2022		884.97
23348	109092	ACCOUNTS_PAYA BLE	1/14/2022	BENNETT'S COMPUTERIZED	2464	RECONCILED	1/31/2022		880.00
23338	109093	ACCOUNTS_PAYA BLE	1/14/2022	CDW GOVERNMENT INC	3120	RECONCILED	1/31/2022		38,395.09
23335	109094	ACCOUNTS_PAYA BLE	1/14/2022	HURON ACE HARDWARE	3213	RECONCILED	1/31/2022		29.08
23301	109095	ACCOUNTS_PAYA BLE	1/14/2022	CARDINAL BUS SALES	3418	RECONCILED	1/31/2022		965.85
23298	109096	ACCOUNTS_PAYA BLE	1/14/2022	CUMMINS BRIDGEWAY LLC	3478	RECONCILED	1/18/2022		255.29
23347	109097	ACCOUNTS_PAYA BLE	1/14/2022	CINTAS CORPORATION LOC. 318	3492	RECONCILED	1/31/2022		45.53
23346	109098	ACCOUNTS_PAYA BLE	1/14/2022	DISCOUNT DRUG MART INC	4070	RECONCILED	1/31/2022		11.98
23319	109099	ACCOUNTS_PAYA BLE	1/14/2022	NORTH POINT EDUCATIONAL	5011	RECONCILED	1/31/2022		13,821.57
23328	109100	ACCOUNTS_PAYA BLE	1/14/2022	ERIE COUNTY	5014	RECONCILED	1/31/2022		5,275.99
23326	109101	ACCOUNTS_PAYA BLE	1/14/2022	ERIE COUNTY	5083	RECONCILED	1/31/2022		7,318.00
23317	109102	ACCOUNTS_PAYA BLE	1/14/2022	ESC OF LORAIN COUNTY	6035	RECONCILED	1/31/2022		724.46
23327	109103	ACCOUNTS_PAYA BLE	1/14/2022	FIRELANDS REGIONAL MED CTR	6045	RECONCILED	1/31/2022		7,100.80
23331	109104	ACCOUNTS_PAYA BLE	1/14/2022	GRAINGER	7061	RECONCILED	1/18/2022		782.93
23295	109105	ACCOUNTS_PAYA BLE	1/14/2022	CORNELL'S FOODS INC	8261	RECONCILED	1/31/2022		17.94
23318	109106	ACCOUNTS_PAYA BLE	1/14/2022	LORIS PRINTING & PARTY CENTER	12387	RECONCILED	1/31/2022		352.29
23305	109107	ACCOUNTS_PAYA BLE	1/14/2022	OHIO EDISON COMPANY	15004	RECONCILED	1/31/2022		1,443.91
23343	109108	ACCOUNTS_PAYA BLE	1/14/2022	OSBA LEGAL ASSISTANCE FUND	15393	RECONCILED	1/31/2022		250.00
23306	109109	ACCOUNTS_PAYA BLE	1/14/2022	POINT SPRING & DRIVESHAFT CO	16633	RECONCILED	1/31/2022		703.13
23296	109110	ACCOUNTS_PAYA	1/14/2022	SANDUSKY	19014	RECONCILED	1/31/2022		47.19

Reporting Period: January 2022 (FY 2022)

2/1/22 10:30 AM

Start Date: 01012022

End Date: 01312022

HURON CITY SCHOOL DISTRICT Disbursement Summary Report

Reference Number	Check Number	Type	Date	Name	Vendor #	Status	Reconcile Date	Void Date	Amount
23341	109111	ACCOUNTS_PAYA	1/14/2022	REGISTER	19664	RECONCILED	1/18/2022		\$ 2,616.78
		BLE		SUNRISE					
		BLE		COOPERATIVE					
23342	109112	ACCOUNTS_PAYA	1/14/2022	SHRADER TIRE & OIL INC	19881	RECONCILED	1/31/2022		57.18
		BLE							
23345	109113	ACCOUNTS_PAYA	1/14/2022	STAPLES ADVANTAGE	19987	RECONCILED	1/18/2022		56.09
		BLE							
23323	109114	ACCOUNTS_PAYA	1/14/2022	JULIAN & GRUBE INC	20071	RECONCILED	1/31/2022		5,280.00
		BLE							
23304	109115	ACCOUNTS_PAYA	1/14/2022	MACMILLIAN HOLDINGS LLC	22009	RECONCILED	1/31/2022		4,596.39
		BLE							
23337	109116	ACCOUNTS_PAYA	1/14/2022	VERIZON WIRELESS	22010	RECONCILED	1/24/2022		327.79
		BLE							
23340	109117	ACCOUNTS_PAYA	1/14/2022	JR FUNDING SUPPORT SERVICES	300007	RECONCILED	1/31/2022		350.00
		BLE							
23309	109118	ACCOUNTS_PAYA	1/14/2022	B & H PHOTO VIDEO	300318	RECONCILED	1/31/2022		1,128.99
		BLE							
23324	109119	ACCOUNTS_PAYA	1/14/2022	BRAINPOP LLC	300641	RECONCILED	1/31/2022		3,250.00
		BLE							
23349	109120	ACCOUNTS_PAYA	1/14/2022	ENVIRONMENTAL WATER	301181	RECONCILED	1/31/2022		75.00
		BLE							
23339	109121	ACCOUNTS_PAYA	1/14/2022	SC STRATEGIC SOLUTIONS	301386	RECONCILED	1/31/2022		90.00
		BLE							
23322	109122	ACCOUNTS_PAYA	1/14/2022	OAK HARBOR HIGH SCHOOL	301493	RECONCILED	1/31/2022		150.00
		BLE							
23313	109123	ACCOUNTS_PAYA	1/14/2022	QUADIENT LEASING USA, INC.	301538	RECONCILED	1/31/2022		468.39
		BLE							
23300	109124	ACCOUNTS_PAYA	1/14/2022	LAWNGUISE	301618	RECONCILED	1/31/2022		1,750.00
		BLE							
23336	109125	ACCOUNTS_PAYA	1/14/2022	PLAZA LANES INC	301762	RECONCILED	1/31/2022		41.52
		BLE							
23329	109126	ACCOUNTS_PAYA	1/14/2022	TAC	301778	RECONCILED	1/31/2022		321.43
		BLE							
23350	109127	ACCOUNTS_PAYA	1/14/2022	SOUTH CENTRAL JR/SR HIGH	301807	RECONCILED	1/31/2022		175.00
		BLE							
23297	109128	ACCOUNTS_PAYA	1/14/2022	REPUBLIC SERVICES #263	302029	RECONCILED	1/18/2022		3,928.01
		BLE							
23315	109129	ACCOUNTS_PAYA	1/14/2022	ABBOTT MECHANICAL SERVICES	302671	RECONCILED	1/31/2022		1,931.15
		BLE							
23299	109130	ACCOUNTS_PAYA	1/14/2022	TOM'S TROPHIES SHOP	302704	RECONCILED	1/31/2022		356.00
		BLE							
23333	109131	ACCOUNTS_PAYA	1/14/2022	CENTURYLINK	302858	RECONCILED	1/19/2022		1,914.32
		BLE							
23294	109132	ACCOUNTS_PAYA	1/14/2022	RACHEL WIXEY AND ASSOCIATES	302958	RECONCILED	1/31/2022		8,358.69
		BLE							

Reporting Period: January 2022 (FY 2022)

2/1/22 10:30 AM

Start Date: 01012022

End Date: 01312022

HURON CITY SCHOOL DISTRICT Disbursement Summary Report

Reference Number	Check Number	Type	Date	Name	Vendor #	Status	Reconcile Date	Void Date	Amount
23320	109133	ACCOUNTS_PAYA BLE	1/14/2022	LLC EQUIPAARTS	302965	RECONCILED	1/31/2022		\$ 1,274.47
23330	109134	ACCOUNTS_PAYA BLE	1/14/2022	COMDOC INC	302968	RECONCILED	1/19/2022		5,727.69
23307	109135	ACCOUNTS_PAYA BLE	1/14/2022	CATHY NYE	302977	RECONCILED	1/31/2022		1,500.00
23308	109136	ACCOUNTS_PAYA BLE	1/14/2022	BUCKEYE BROADBAND, INC	303008	RECONCILED	1/31/2022		85.27
23310	109137	ACCOUNTS_PAYA BLE	1/14/2022	ASSOCIATION FOR PRIVATE	303054	RECONCILED	1/31/2022		1,087.50
23344	109138	ACCOUNTS_PAYA BLE	1/14/2022	DANBURY LOCAL SCHOOLS	303097	RECONCILED	1/31/2022		6,750.00
23302	109139	ACCOUNTS_PAYA BLE	1/14/2022	COCA-COLA BOTTLING CO	303116	RECONCILED	1/31/2022		1,608.30
23332	109140	ACCOUNTS_PAYA BLE	1/14/2022	VINSON GROUP, LLC	303174	RECONCILED	1/31/2022		8,729.99
23334	109141	ACCOUNTS_PAYA BLE	1/14/2022	TREE FROG PUBLISHING LLC	303179	OUTSTANDING			2,014.00
23303	109142	ACCOUNTS_PAYA BLE	1/14/2022	COPORATE COMPASS TRAINING	303194	RECONCILED	1/31/2022		650.00
23312	109143	ACCOUNTS_PAYA BLE	1/14/2022	AG-PRO OHIO, LLC	303239	RECONCILED	1/31/2022		309.09
23321	109144	ACCOUNTS_PAYA BLE	1/14/2022	SAVVAS LEARNING COMPANY, LLC	303333	RECONCILED	1/31/2022		971.53
23325	109145	ACCOUNTS_PAYA BLE	1/14/2022	YALE CENTER FOR EMOTIONAL INTELLIGENCE	303470	OUTSTANDING			4,000.00
23311	109146	ACCOUNTS_PAYA BLE	1/14/2022	A BOOK COMPANY, LLC	303510	RECONCILED	1/31/2022		3,006.30
23316	109147	ACCOUNTS_PAYA BLE	1/14/2022	TOOLS 4 READING, LLC	303511	RECONCILED	1/31/2022		300.00
23293	109148	ACCOUNTS_PAYA BLE	1/14/2022	TOFT DAIRY INC	600014	RECONCILED	1/31/2022		4,103.68
23358	109149	ACCOUNTS_PAYA BLE	1/12/2022	SAM'S CLUB / SYCRONY BANK	19979	RECONCILED	1/26/2022		763.68
23359	109150	ACCOUNTS_PAYA BLE	1/26/2022	AMERICAN EXPRESS	300290	RECONCILED	1/26/2022		2,052.99
23364	109151	ACCOUNTS_PAYA BLE	1/27/2022	BAY AREA GAS CONSORTIUM	2529	RECONCILED	1/31/2022		3,525.24
23365	109152	ACCOUNTS_PAYA BLE	1/27/2022	REDSKIN BOWLING PARENTS CLUB	303514	OUTSTANDING			250.00
23366	109153	ACCOUNTS_PAYA BLE	1/6/2022	AMERICAN EXPRESS	300634	RECONCILED	1/28/2022		1,572.23
23367	109154	ACCOUNTS_PAYA	1/20/2022	TELESYSTEM	301007	RECONCILED	1/28/2022		893.90

Reporting Period: January 2022 (FY 2022)

2/1/22 10:30 AM

Start Date: 01012022

End Date: 01312022

**HURON CITY SCHOOL DISTRICT
Disbursement Summary Report**

Reference Number	Check Number	Type	Date	Name	Vendor #	Status	Reconcile Date	Void Date	Amount
23368	109155	ACCOUNTS PAYA BLE	1/28/2022	CAPITAL ONE COMMERCIAL	302854	RECONCILED	1/28/2022		\$ 2,709.19
23409	109156	ACCOUNTS PAYA BLE	1/28/2022	AMERICAN HOME ELEVATOR CO INC	1314	OUTSTANDING			394.00
23412	109157	ACCOUNTS PAYA BLE	1/28/2022	BARNES NURSERY INC	2004	OUTSTANDING			35.00
23403	109158	ACCOUNTS PAYA BLE	1/28/2022	BASA	2506	OUTSTANDING			239.00
23405	109159	ACCOUNTS PAYA BLE	1/28/2022	BELLEVUE HIGH SCHOOL	2080	OUTSTANDING			175.00
23421	109160	ACCOUNTS PAYA BLE	1/28/2022	BETSCHMAN SECURITY INC	300759	OUTSTANDING			60.00
23401	109161	ACCOUNTS PAYA BLE	1/28/2022	BRICKER & ECKLER, LLP	423	OUTSTANDING			1,251.60
23419	109162	ACCOUNTS PAYA BLE	1/28/2022	BROWN SUPPLY COMPANY	2380	OUTSTANDING			169.50
23383	109163	ACCOUNTS PAYA BLE	1/28/2022	CASALE MASTER SPORTS SCHEDULE	302490	OUTSTANDING			105.00
23391	109164	ACCOUNTS PAYA BLE	1/28/2022	CENTURYLINK	302858	OUTSTANDING			1,914.32
23414	109165	ACCOUNTS PAYA BLE	1/28/2022	CHEMICAL SERVICE & SUPPLIES	3442	RECONCILED	1/31/2022		2,733.50
23375	109166	ACCOUNTS PAYA BLE	1/28/2022	CLYDE HIGH SCHOOL/ATHLETI C DEP	301208	OUTSTANDING			200.00
23379	109167	ACCOUNTS PAYA BLE	1/28/2022	COCA-COLA BOTTLING CO	303116	OUTSTANDING			1,740.72
23416	109168	ACCOUNTS PAYA BLE	1/28/2022	COLONIAL GARDENS	3084	OUTSTANDING			107.82
23382	109169	ACCOUNTS PAYA BLE	1/28/2022	COLUMBIA GAS OF OHIO	3249	OUTSTANDING			3,174.66
23397	109170	ACCOUNTS PAYA BLE	1/28/2022	COLUMBIA HIGH SCHOOL	302464	OUTSTANDING			250.00
23407	109171	ACCOUNTS PAYA BLE	1/28/2022	COLUMBUS STATE COMMUNITY	302630	OUTSTANDING			500.00
23377	109172	ACCOUNTS PAYA BLE	1/28/2022	CORNELL'S FOODS INC	8261	OUTSTANDING			91.69
23424	109173	ACCOUNTS PAYA BLE	1/28/2022	DINSMORE AND SHOHL LLP	302526	OUTSTANDING			700.00
23387	109174	ACCOUNTS PAYA BLE	1/28/2022	DOMINO'S PIZZA INC #2265	4090	OUTSTANDING			111.98
23392	109175	ACCOUNTS PAYA BLE	1/28/2022	DONUT SHOP	4046	OUTSTANDING			22.00

Reporting Period: January 2022 (FY 2022)

2/1/22 10:30 AM

Start Date: 01012022

End Date: 01312022

HURON CITY SCHOOL DISTRICT Disbursement Summary Report

Reference Number	Check Number	Type	Date	Name	Vendor #	Status	Reconcile Date	Void Date	Amount
23402	109176	ACCOUNTS_PAYA BLE	1/28/2022	ERIE COUNTY	5083	VOID		1/28/2022	\$ 6,574.85
23428	109177	ACCOUNTS_PAYA BLE	1/28/2022	EXPLORE LEARNING	302870	OUTSTANDING			2,231.25
23395	109178	ACCOUNTS_PAYA BLE	1/28/2022	FINAL FORMS	303159	OUTSTANDING			116.50
23393	109179	ACCOUNTS_PAYA BLE	1/28/2022	FINDLAY CITY SCHOOLS	303515	OUTSTANDING			300.00
23411	109180	ACCOUNTS_PAYA BLE	1/28/2022	JANET GIOFFRE	301846	OUTSTANDING			192.52
23388	109181	ACCOUNTS_PAYA BLE	1/28/2022	GRAINGER	7061	RECONCILED	1/31/2022		1,008.14
23390	109182	ACCOUNTS_PAYA BLE	1/28/2022	HURON ACE HARDWARE	3213	OUTSTANDING			44.90
23406	109183	ACCOUNTS_PAYA BLE	1/28/2022	INTERSTATE BATTERY SYSTEM NCO	9118	OUTSTANDING			123.85
23389	109184	ACCOUNTS_PAYA BLE	1/28/2022	JOSTENS INC	10005	RECONCILED	1/31/2022		26.81
23398	109185	ACCOUNTS_PAYA BLE	1/28/2022	JULIAN & GRUBE INC	20071	OUTSTANDING			5,280.00
23426	109186	ACCOUNTS_PAYA BLE	1/28/2022	LORIS PRINTING & PARTY CENTER	12387	RECONCILED	1/31/2022		36.00
23400	109187	ACCOUNTS_PAYA BLE	1/28/2022	LYDEN OIL CO	302835	OUTSTANDING			340.00
23417	109188	ACCOUNTS_PAYA BLE	1/28/2022	MCGRAW-HILL EDUCATION	301729	OUTSTANDING			127.37
23374	109189	ACCOUNTS_PAYA BLE	1/28/2022	NAPA	301961	OUTSTANDING			929.94
23429	109190	ACCOUNTS_PAYA BLE	1/28/2022	NAPOLEON AREA CITY SCHOLS	303240	OUTSTANDING			275.00
23408	109191	ACCOUNTS_PAYA BLE	1/28/2022	NORTH CENTRAL OHIO EDUCATIONAL	300816	OUTSTANDING			1,445.83
23376	109192	ACCOUNTS_PAYA BLE	1/28/2022	NORTH POINT EDUCATIONAL	5011	RECONCILED	1/31/2022		130,842.99
23410	109193	ACCOUNTS_PAYA BLE	1/28/2022	NORWALK HIGH SCHOOL	14031	RECONCILED	1/31/2022		160.00
23425	109194	ACCOUNTS_PAYA BLE	1/28/2022	OHIO EDISON COMPANY	15005	RECONCILED	1/31/2022		9,810.97
23386	109195	ACCOUNTS_PAYA BLE	1/28/2022	OHSFCA	301530	OUTSTANDING			300.00
23394	109196	ACCOUNTS_PAYA BLE	1/28/2022	OHWSA	303231	OUTSTANDING			25.00
23415	109197	ACCOUNTS_PAYA BLE	1/28/2022	PERKINS LOCAL SCHOOL	16053	RECONCILED	1/31/2022		5,037.50
23418	109198	ACCOUNTS_PAYA BLE	1/28/2022	POINT SPRING & DRIVESHAFT CO	16633	OUTSTANDING			98.87

Reporting Period: January 2022 (FY 2022)

2/1/22 10:30 AM

Start Date: 01012022

End Date: 01312022

**HURON CITY SCHOOL DISTRICT
Disbursement Summary Report**

Reference Number	Check Number	Type	Date	Name	Vendor #	Status	Reconcile Date	Void Date	Amount
23423	109199	ACCOUNTS_PAYA BLE	1/28/2022	PORT CLINTON MIDDLE SCHOOL	300577	OUTSTANDING			\$ 100.00
23384	109200	ACCOUNTS_PAYA BLE	1/28/2022	RACHEL WIXEY AND ASSOCIATES LLC	302958	OUTSTANDING			5,593.27
23396	109201	ACCOUNTS_PAYA BLE	1/28/2022	RADIANT ENERGY SYSTEMS, INC.	303223	OUTSTANDING			4,888.31
23378	109202	ACCOUNTS_PAYA BLE	1/28/2022	RIVERSIDE INSIGHTS	303227	OUTSTANDING			517.00
23380	109203	ACCOUNTS_PAYA BLE	1/28/2022	S & H BLINDS & FLOORS	301569	RECONCILED	1/31/2022		106.25
23404	109204	ACCOUNTS_PAYA BLE	1/28/2022	SENECA LANES	301812	OUTSTANDING			99.00
23381	109205	ACCOUNTS_PAYA BLE	1/28/2022	STAPLES ADVANTAGE	19987	RECONCILED	1/31/2022		52.33
23413	109206	ACCOUNTS_PAYA BLE	1/28/2022	SUBURBAN SCHOOL TRANSPORTATIO N	302674	OUTSTANDING			5,616.00
23422	109207	ACCOUNTS_PAYA BLE	1/28/2022	TAC	301778	OUTSTANDING			177.40
23399	109208	ACCOUNTS_PAYA BLE	1/28/2022	BREWER- GARRETT	302975	OUTSTANDING			1,495.30
23427	109209	ACCOUNTS_PAYA BLE	1/28/2022	VERMILION LOCAL SCHOOLS	22008	OUTSTANDING			170.00
23385	109210	ACCOUNTS_PAYA BLE	1/28/2022	WHITE HOUSE ARTESIAN SPRINGS	23058	OUTSTANDING			40.00
23420	109211	ACCOUNTS_PAYA BLE	1/28/2022	WOLFF BROTHERS SUPPLY INC	23018	OUTSTANDING			102.80
23430	109212	ACCOUNTS_PAYA BLE	1/28/2022	ERIE COUNTY LANDFILL	5019	OUTSTANDING			30.16
23431	109213	ACCOUNTS_PAYA BLE	1/28/2022	ERIE COUNTY	5083	OUTSTANDING			6,544.69
23434	109214	ACCOUNTS_PAYA BLE	1/28/2022	TOFT DAIRY INC	600014	OUTSTANDING			2,199.06
Grand Total									\$ 1,380,727.93

Huron City School District

Investment Portfolio

As of January 31, 2022

Star Ohio

Money Market

<u>Term</u>	<u>Amount</u>	<u>Interest</u>	<u>Interest Paid</u>	<u>Maturity</u>
n/a	\$940,314.68	0.09%	monthly	n/a

UBS

Fixed Income

<u>Term</u>	<u>Amount</u>	<u>Interest</u>	<u>Interest Paid</u>	<u>Maturity</u>
Varies	\$1,163,862.16	varies	monthly	varies

Fifth Third

Money Market

<u>Term</u>	<u>Amount</u>	<u>Interest</u>	<u>Interest Paid</u>	<u>Maturity</u>
n/a	\$698,383.90	varies	monthly	n/a

Total **\$2,802,560.74**

Huron City Schools



Monthly Financial Report

Fiscal Year 2022 Revenue and Expenditure Activity Through January

Table of Contents

FISCAL YEAR 2022 REVENUE AND EXPENDITURE ANALYSIS THROUGH JANUARY	3
FISCAL YEAR 2022 MONTHLY REVENUE ANALYSIS - JANUARY	4
FISCAL YEAR 2022 REVENUE ANALYSIS - JULY - JANUARY	5
FISCAL YEAR 2022 MONTHLY EXPENDITURE ANALYSIS - JANUARY	6
FISCAL YEAR 2022 EXPENDITURE ANALYSIS - JULY - JANUARY	7

FISCAL YEAR 2022 REVENUE AND EXPENDITURE ANALYSIS THROUGH JANUARY

1. ACTUAL COMPARED TO FORECAST VARIANCE AND NET FAVORABILITY ANALYSIS

CURRENT YEAR-TO-DATE
REVENUE COLLECTIONS
INDICATE A

\$98,011

FAVORABLE COMPARED TO
FORECAST

CURRENT YEAR-TO-DATE
EXPENDITURES INDICATE A

\$10,528

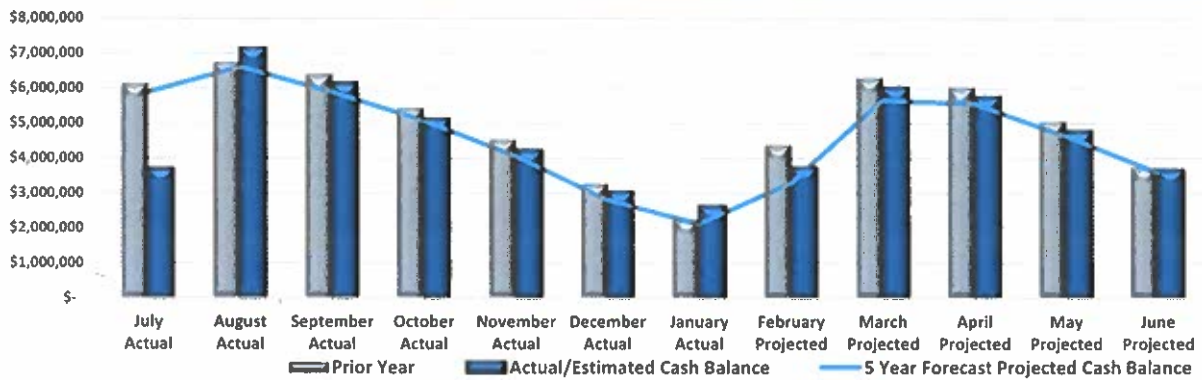
UNFAVORABLE COMPARED TO
FORECAST

POTENTIAL NET IMPACT
WOULD RESULT IN A

\$87,483

FAVORABLE IMPACT ON THE
CASH BALANCE

2. VARIANCE AND CASH BALANCE COMPARISON



JANUARY CASH BALANCE IS

\$397,777

MORE THAN LAST JANUARY

JANUARY CASH BALANCE IS

\$87,483

MORE THAN THE FORECASTED
AMOUNT

3. FISCAL YEAR 2022 REVENUE SHORTFALL/SURPLUS ANALYSIS (BASED UPON ACTUAL/ESTIMATED VARIANCE)




OPERATING DEFICIT OF

\$(52,007)


WILL DECREASE THE CASH BALANCE
BY THE END OF THE FISCAL YEAR

FISCAL YEAR 2022 MONTHLY REVENUE ANALYSIS - JANUARY

1. JANUARY REVENUE COLLECTIONS COMPARED TO PRIOR YEAR



	Actual Revenue Collections For January	Prior Year Revenue Collections	Actual Compared to Last Year
Local Taxes/Reimbursements	-	-	-
State Revenue	728,301	202,603	▲ 525,698
All Other Revenue	24,416	103,002	▼ (78,586)
Total Revenue	752,717	305,605	▲ 447,112



2. ACTUAL REVENUE RECEIVED THROUGH JANUARY COMPARED TO THE PRIOR YEAR



	Actual Revenue Collections For July - January	Prior Year Revenue Collections For July - January	Current Year Compared to Last Year
Local Taxes/Reimbursements	5,415,965	5,341,470	▲ 74,495
State Revenue	1,767,279	1,229,046	▲ 538,233
All Other Revenue	836,166	763,809	▲ 72,358
Total Revenue	8,019,411	7,334,325	▲ 685,085



FISCAL YEAR 2022 REVENUE ANALYSIS - JULY - JANUARY

3. POSSIBLE CASH FLOW VARIANCE FROM FORECAST DUE TO FYTD ACTUAL RESULTS


CURRENT YEAR-TO-DATE REVENUE COLLECTIONS INDICATE A	Forecast	Cash Flow	Current Year
	Annual Revenue Estimates	Actual/Estimated Calculated Annual Amount	Forecast Compared to Actual/Estimated
\$98,011 FAVORABLE COMPARED TO FORECAST	Loc. Taxes/Reimbur.	12,284,449	(516,370)
	State Revenue	2,811,354	(108,399)
	All Other Revenue	731,872	722,779
	Total Revenue	15,827,675	15,925,686

The district's current cash flow, both actual and estimated indicate a favorable variance of \$98,011

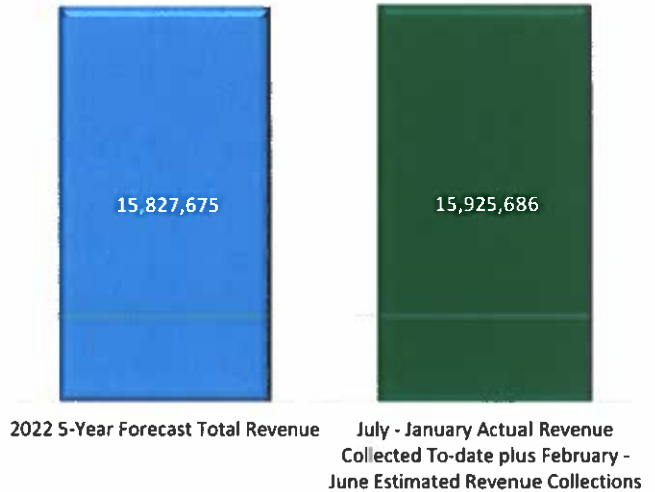


4. REVENUE VARIANCE ANALYSIS OF POTENTIAL IMPACT

Results through January indicate that Fiscal Year 2022 actual/estimated revenue could total \$15,925,686, a favorable variance of \$98,011 compared to the annual forecast total revenue. This means the forecast cash balance could be improved.



Comparison of 5 Year Forecast Total Revenue with Actual + Estimated Monthly Cash Flow



FISCAL YEAR 2022 MONTHLY EXPENDITURE ANALYSIS - JANUARY

1. JANUARY EXPENDITURES COMPARED TO PRIOR YEAR



	Actual Expenses For January	Prior Year Expenditure Incurred	Actual Compared to Last Year
Salaries and Benefits	867,263	887,410	▼ (20,148)
Purchased Services	252,854	387,588	▼ (134,734)
All Other Expenses	43,247	46,741	▼ (3,494)
Total Expenditures	1,163,364	1,321,739	▼ (158,375)

Actual expenses for the month was down

\$158,375

compared to last year.



2. ACTUAL EXPENSES INCURRED THROUGH JANUARY COMPARED TO THE PRIOR YEAR




	Actual Expenses For July - January	Prior Year Expenditures Incurred	Actual Compared to Last Year
Salaries and Benefits	6,713,489	7,145,834	▼ (432,345)
Purchased Services	1,737,703	1,756,333	▼ (18,630)
All Other Expenses	658,318	589,829	▲ 68,489
Total Expenditures	9,109,510	9,491,996	▼ (382,487)

Compared to the same period, total expenditures are

\$382,487

lower than the previous year



FISCAL YEAR 2022 EXPENDITURE ANALYSIS - JULY - JANUARY

3. POSSIBLE CASH FLOW VARIANCE FROM FORECAST DUE TO FYTD ACTUAL RESULTS

**CURRENT YEAR-TO-DATE
EXPENDITURES INDICATE A**

\$10,528

**UNFAVORABLE COMPARED
TO FORECAST**


	Forecasted Annual Expenses	Cash Flow Actual/Estimated Calculated Annual Amount	Forecasted amount compared to Actual/Estimated
Salaries and Benefits	11,870,318	11,576,662	▼ (293,656)
Purchased Services	2,939,747	3,402,649	▲ 462,902
All Other Expenses	1,157,100	998,382	▼ (158,718)
Total Expenditures	15,967,165	15,977,693	▲ 10,528

The district's current cash flow, both actual and estimated expenditures indicate a unfavorable variance of \$10,528.

4. EXPENDITURE VARIANCE ANALYSIS OF POTENTIAL IMPACT

Results through January indicate that Fiscal Year 2022 actual/estimated expenditures could total \$15,977,693 which has a unfavorable expenditure variance of \$10,528. This means the forecast cash balance could be reduced.

Comparison of 5 Year Forecast Total Expenditures with Actual + Estimated Monthly Cash Flow



2022 5-Year Forecast Total Expenditures July - January Actual Expended to-date plus February - June Estimated Expenditures

Huron City School District
Federal Programs Summary
FY2022



Program Name:	Fund/SCC	Initial Allocation:	Total Revenues:	Total Expenses:	Cash Balance:	Encumbrances:	Remaining Balance:
Early Childhood Education - State	439.9022	\$64,000.00	\$19,490.96	\$29,129.44	-\$9,638.48	\$0.00	\$34,870.56
Student Wellness	467.9020	\$490,070.80	\$344,421.91	\$429,898.17	\$60,172.63	\$60,541.97	-\$369.34
ESSER	507.9021	\$203,135.94	\$203,135.94	\$203,135.94	\$0.00	\$0.00	\$0.00
ESSER II	507.9023	\$710,335.21	\$575,099.45	\$603,651.51	-\$28,552.06	\$28,280.46	\$78,403.24
IDEA-B - Special Education	516.9022	\$307,562.54	\$112,466.32	\$148,892.68	-\$36,426.36	\$10,649.84	\$148,020.02
Title IA - Improving Basic Programs	572.9022	\$275,102.54	\$68,302.49	\$103,481.17	-\$35,178.68	\$7,603.74	\$164,017.63
IDEA Early Childhood Special Education	587.9022	\$11,398.06	\$6,851.58	\$7,599.36	-\$747.78	\$0.00	\$3,798.70
Title IIA - Supporting Effective Instruction	590.9022	\$22,242.89	\$7,975.29	\$2,414.00	\$5,561.29	\$9,821.33	\$10,007.56
Title IV-A - Student Support and Academic Enrichment	584.9022	\$20,994.95	\$2,866.68	\$3,302.55	-\$435.87	\$0.00	\$17,692.40
Expanding Opportunities for Each Child	572-9122	\$7,363.92	\$0.00	\$4,713.00	-\$4,713.00	\$0.00	\$2,650.92
Totals:		\$2,112,206.85	\$1,340,610.62	\$1,536,217.82	-\$49,958.31	\$116,897.34	\$459,091.69

Activity through January 31, 2022

Fiscal Year 2021-22

January 2022

GENERAL FUND

HURON CITY SCHOOL DISTRICT

	Budget FY 21-22	Current Fiscal YTD	% of Total	Actual FY 20-21	Prior Fiscal YTD	% of Total	% CHANGE FY 21 TO FY 22
REVENUE							
Beginning Cash Balance		3,683,838			4,353,632		
Real Estate Taxes	10,003,357	4,333,731	43.3%	9,830,215	4,302,108	43.8%	0.7%
Public Utilities Personal Property	826,732	410,236	49.6%	813,487	390,835	48.0%	5.0%
Unrestricted State Aid	2,346,799	1,686,474	71.9%	2,276,098	1,211,450	53.2%	39.2%
Restricted State Aid	30,042	80,805	269.0%	30,165	17,596	58.3%	359.2%
Property Tax Allocation - Rollback & Homestead	1,313,299	671,999	51.2%	1,301,945	648,528	49.8%	
Tuition	885,187	446,796	50.5%	976,505	503,537	51.6%	-11.3%
Interest	5,000	(5,041)	-100.8%	9,762	8,559	87.7%	-158.9%
All other	462,771	395,227	85.4%	264,278	251,713	95.2%	57.0%
Total General Fund Revenue	15,873,187	8,020,227	50.5%	15,502,455	7,334,325	47.3%	9.4%

	Budget FY 21-22	Current Fiscal YTD	% of Total	Actual FY 20-21	Prior Fiscal YTD	% of Total	% CHANGE FY 21 TO FY 22
EXPENSES							
Salaries	8,623,036	5,107,387	59.2%	8,457,859	5,224,653	61.8%	-2.2%
Benefits	3,474,577	1,911,153	55.0%	3,258,180	1,921,182	59.0%	-0.5%
Purchased Services	3,504,066	1,737,703	49.6%	3,412,670	1,756,333	51.5%	-1.1%
Supplies	427,359	282,778	66.2%	391,790	254,905	65.1%	10.9%
Capital Outlay	147,227	10,698	7.3%	70,596	48,111	68.1%	-77.8%
Notes & Interest	142,229	137,363	96.6%	139,725	139,725	100.0%	-1.7%
Other Expenses	315,289	174,111	55.2%	264,021	147,087	55.7%	18.4%
Transfers Out	75,000	0	0.0%	58,504	0	0.0%	0.0%
Total General Fund Expenses	16,708,783	9,361,193	56.0%	16,053,345	9,491,996	59.1%	-1.4%

Net Cash Flow Fiscal Year to Date	(1,340,966)	(2,157,671)
Ending Cash Balance	2,342,872	2,195,961
Outstanding Purchase Orders	1,785,052	1,470,954
Unencumbered Cash Balance	557,820	725,007
True Days Cash	12	16
Estimated Cost Per Day	45,777	43,982





EXPENSE ITEM	FISCAL YTD
Salaries	\$5,107,387
Fringe Benefits	\$1,911,153
Purchased Services	\$1,737,703
Supplies/Materials	\$282,778
Capital Outlay	\$10,698
Notes & Interest	\$137,363
Other Expenditures	\$174,111
Transfers & Advances	\$0
Total Expenditures	\$9,361,193

