

# HURON CITY SCHOOL DISTRICT

## Treasurer's Report

*Betty Schwiefert, Interim Treasurer*



### Monthly Financial Report – December 2021

1. *Cash Reconciliation*
2. *Cash Summary – All Funds*
3. *Disbursement Summary*
4. *Investment Portfolio*
5. *Monthly Financial Report (narrative of cash flows)*
6. *General Fund Financial Report (spreadsheet and graphic)*
7. *Federal & State Grants*



**HURON CITY SCHOOL DISTRICT  
Cash Summary Report**

Full Account Code	Description	Initial Cash	MTD Received	YTD Received	MTD Expended	YTD Expended	Fund Balance	Encumbrance	Unencumbered Balance
001-0000	GENERAL FUND	\$ 3,683,838.09	\$ 268,655.50	\$ 7,267,419.69	\$ 1,399,764.95	\$ 8,197,829.03	\$ 2,753,428.75	\$ 1,971,722.23	\$ 781,706.52
001-9194	BUS PURCHASE ALLOWANCE	53,368.84	0.00	0.00	53,368.84	53,368.84	0.00	0.00	0.00
002-9002	BOND RETIRE - HURON PUBLIC LIBRARY	305,446.79	0.00	120,101.86	0.00	273,372.18	152,176.47	13,475.00	138,701.47
003-9004	PERMANENT IMPROVEMENT FUND	234,292.27	0.00	220,033.92	(1,766.22)	300,414.67	153,911.52	114,706.58	39,204.94
006-0000	FOOD SERVICE FUND	150.95	85,322.79	327,643.76	53,401.20	374,401.23	(46,606.52)	144,754.37	(191,360.89)
006-9020	SANDI LUNCH FUND	12,522.46	0.00	2,000.00	0.00	0.00	14,522.46	0.00	14,522.46
007-9001	MEMORIAL SCHOLARSHIP FUND	48,385.60	400.00	11,400.00	0.00	29,384.55	30,401.05	1,500.00	28,901.05
007-9003	BOYS SOCCER SCHOLARSHIP	8,502.45	0.00	0.00	0.00	1,000.00	7,502.45	0.00	7,502.45
007-9004	FOOTBALL SCHOLARSHIPS	7,602.82	0.00	0.00	0.00	1,900.00	5,702.82	0.00	5,702.82
007-9005	SWIMMING SCHOLARSHIPS	1,351.89	0.00	0.00	0.00	1,000.00	351.89	0.00	351.89
007-9006	ADDISON AND OZELMA WILES SCHOLARSHIP FUND	2,230.98	0.00	0.00	0.00	0.00	2,230.98	0.00	2,230.98
007-9009	HURON STRONG - COVID-19 DONATIONS	113.17	0.00	0.00	0.00	0.00	113.17	0.00	113.17
007-9011	LEIDHEISER SCHOLARSHIP TRUST FUND	1,321.07	0.00	0.00	0.00	1,000.00	321.07	0.00	321.07
007-9015	THE POPPY MEMORIAL SCHLARSHIP FUND	6,678.00	0.00	0.00	0.00	2,000.00	4,678.00	0.00	4,678.00
007-9016	CROSS COUNTRY SCHOLARSHIP FUND	1,828.81	0.00	1,335.00	0.00	750.00	2,413.81	0.00	2,413.81
007-9017	TRACK SCHOLARSHIP FUND	2,000.00	0.00	0.00	0.00	2,000.00	0.00	0.00	0.00
007-9020	SCOTT KLAIBER MEMORIAL CROSS COUNTRY SCHOLARSHIP	6,582.00	0.00	150.00	0.00	2,000.00	4,732.00	1,000.00	3,732.00
007-9050	TIGER FUND GRANT	19,914.76	0.00	0.00	0.00	0.00	19,914.76	107.50	19,807.26
007-9051	WELLNESS INITIATIVE	13,212.64	0.00	4,680.00	0.00	823.44	17,069.20	0.00	17,069.20
007-9060	WOODLANDS EDUCATIONAL GARDEN	1,210.30	100.00	100.00	0.00	272.00	1,038.30	0.00	1,038.30
007-9070	HURON FALLEN SOLDIER MEMORIAL	1,171.24	0.00	0.00	0.00	0.00	1,171.24	0.00	1,171.24
007-9075	MC CORMICK FUND RAISING - DIAMOND JUBILEE	7,376.81	0.00	0.00	0.00	0.00	7,376.81	760.00	6,616.81
007-9090	SATANTA VONTHRON SCHOLARSHIP FUND	16,449.29	0.00	0.00	0.00	2,000.00	14,449.29	2,000.00	12,449.29
018-9002	HS BUILDING FUND	19,691.78	301.55	6,410.52	235.00	3,389.88	22,712.42	98.14	22,614.28
018-9003	MCCORMICK BUILDING FUND	9,874.66	0.00	178.75	0.00	0.00	10,053.41	0.00	10,053.41
018-9005	WOODLANDS BUILDING FUND	14,724.03	643.89	1,413.89	1,011.88	1,292.18	14,845.74	0.00	14,845.74
018-9006	WOODLANDS PLAYGROUND FUND	1.00	0.00	0.00	1.00	1.00	0.00	0.00	0.00
018-9007	SHAWNEE BUILDING FUND	5,815.23	614.98	1,287.98	194.94	1,031.94	6,071.27	1,405.06	4,666.21
019-9020	ERIE COUNTY MENTAL HEALTH BOARD GRANT (COMPLETED)	13.09	0.00	0.00	13.09	13.09	0.00	0.00	0.00
019-9021	OCCRRA COVID PRESCHOOL	31.15	0.00	0.00	31.15	31.15	0.00	0.00	0.00

**HURON CITY SCHOOL DISTRICT  
Cash Summary Report**

Full Account Code	Description	Initial Cash	MTD Received	FYTD Received	MTD Expended	FYTD Expended	Fund Balance	Encumbrance	Unencumbered Balance
	GRANT (COMPLETED)								
019-9116	OHIO SPACE GRANT	\$ 556.02	\$ 0.00	\$ 0.00	\$ 0.00	\$ 0.00	\$ 556.02	\$ 536.53	\$ 19.49
019-9219	ERIE COUNTY COMMUNITY FOUNDATION GRANT FY19 (COMPLETED)	0.23	0.00	0.00	0.23	0.23	0.00	0.00	0.00
019-9319	ECCF SUMMER INTERN GRANT (COMPLETED)	0.80	0.00	0.00	0.80	0.80	0.00	0.00	0.00
022-0000	DISTRICT AGENCY FUND - PUBLIC LIBRARY	0.00	0.00	17,157.48	0.00	17,157.48	0.00	0.00	0.00
022-9016	STATE TOURNAMENT ACCOUNT	3,200.00	0.00	2,790.00	695.82	5,529.62	460.38	0.00	460.38
200-9021	CLASS OF 2021	3,263.28	0.00	0.00	250.50	3,263.28	0.00	0.00	0.00
200-9022	CLASS OF 2022	373.05	0.00	0.00	0.00	0.00	373.05	0.00	373.05
200-9023	CLASS OF 2023	0.00	1,864.75	2,414.00	858.61	858.61	1,555.39	13,141.39	(11,586.00)
200-9209	NATIONAL HONOR SOCIETY	4,494.62	0.00	125.00	429.00	814.00	3,805.62	50.00	3,755.62
200-9210	MCCORMICK NATIONAL HONOR SOCIETY	4,048.97	0.00	897.63	0.00	1,900.00	3,046.60	44.00	3,002.60
200-9211	HIGH SCHOOL YEARBOOK	9,576.24	0.00	585.00	0.00	0.00	10,161.24	0.00	10,161.24
200-9213	HIGH SCHOOL STUDENT COUNCIL	11,834.70	0.00	3,450.00	0.00	2,395.18	12,889.52	440.06	12,449.46
200-9214	TEEN LEADERSHIP CORPS	2,043.30	102.64	144.64	23.20	183.06	2,004.88	878.94	1,125.94
200-9216	HS SPEECH AND DEBATE	51.05	0.00	0.00	51.05	51.05	0.00	0.00	0.00
200-9220	MCCORMICK STUDENT COUNCIL	5,728.13	14.00	749.00	325.20	844.61	5,632.52	677.14	4,955.38
200-9221	HIGH SCHOOL - MODEL UN	0.00	0.00	5,500.00	(200.00)	5,500.00	0.00	0.00	0.00
200-9222	HIGH SCHOOL ART CLUB	1,302.39	0.00	0.00	0.00	0.00	1,302.39	0.00	1,302.39
200-9232	MCCORMICK YEARBOOK	1,504.56	0.00	0.00	0.00	1,083.00	421.56	0.00	421.56
200-9234	STEAM CONCESSIONS - MCCORMICK	592.26	914.00	914.00	642.00	642.00	864.26	523.76	340.50
200-9241	HIGH SCHOOL ACADEMIC CHALLENGE TEAM	1,192.59	0.00	0.00	0.00	250.00	942.59	0.00	942.59
300-0000	ATHLETICS - HURON CITY SCHOOLS	2,124.80	14,645.00	74,349.34	9,056.08	80,946.64	(4,472.50)	17,467.91	(21,940.41)
300-9020	HALL OF FAME BANQUET	127.67	0.00	2,575.00	0.00	2,377.03	325.64	100.00	225.64
300-9215	HURON VOCAL MUSIC PROGRAM	24,386.43	3,005.00	13,677.40	0.00	1,599.57	36,464.26	3,200.00	33,264.26
300-9220	BIDDY BOYS BASKETBALL	1,689.10	5,345.00	5,345.00	0.00	1,216.77	5,817.33	4,000.00	1,817.33
300-9221	BIDDY BASEBALL	184.10	0.00	0.00	0.00	0.00	184.10	0.00	184.10
300-9222	BIDDY BOYS GOLF	928.87	0.00	510.00	0.00	357.30	1,081.57	0.00	1,081.57
300-9223	BIDDY TRACK (BOYS AND GIRLS)	9,392.49	0.00	0.00	0.00	3,710.55	5,681.94	995.00	4,686.94
300-9224	BIDDY BOYS SOCCER	8,208.02	0.00	8,799.00	0.00	7,959.38	9,047.64	3,635.62	5,412.02
300-9225	BIDDY CHEERLEADING	4,153.49	0.00	2,015.00	808.00	1,107.89	5,060.60	1,062.00	3,998.60
300-9226	BIDDY CROSS COUNTRY	23,719.34	0.00	11,498.15	386.61	9,960.85	25,256.64	310.00	24,946.64
300-9227	BIDDY FOOTBALL	12,189.63	0.00	15,785.28	2,839.00	10,911.30	17,063.61	3,761.45	13,302.16

**HURON CITY SCHOOL DISTRICT  
Cash Summary Report**

Full Account Code	Description	Initial Cash	MID Received	FYTD Received	MID Expended	FYTD Expended	Fund Balance	Encumbrance	Unencumbered Balance
300-9228	BIDDY GIRLS GOLF	\$ 1,383.97	\$ 0.00	\$ 300.00	\$ 0.00	\$ 447.85	\$ 1,236.12	\$ 0.00	\$ 1,236.12
300-9229	BIDDY GIRLS SOCCER	1,702.76	0.00	1,437.00	295.80	532.17	2,607.59	175.00	2,432.59
300-9230	BIDDY GIRLS BASKETBALL	6,494.78	1,984.25	5,819.25	2,082.15	2,261.15	10,052.88	15,798.85	(5,745.97)
300-9232	BIDDY GIRLS TENNIS	1,609.64	0.00	158.19	0.00	1,152.62	615.21	0.00	615.21
300-9233	BIDDY SOFTBALL	8,299.51	0.00	700.00	0.00	0.00	8,999.51	0.00	8,999.51
300-9234	BIDDY SWIMMING	957.03	0.00	0.00	0.00	0.00	957.03	0.00	957.03
300-9235	BIDDY VOLLEYBALL	13,710.55	0.00	8,736.00	3,573.47	11,664.41	10,782.14	2,399.11	8,383.03
300-9236	BIDDY WRESTLING	2,896.29	1,491.25	2,011.25	477.20	477.20	4,430.34	1,900.00	2,530.34
300-9237	BIDDY BOWLING TEAM	3,548.89	300.00	300.00	0.00	0.00	3,848.89	880.00	2,968.89
300-9238	BIDDY BOYS TENNIS	296.72	0.00	0.00	0.00	0.00	296.72	0.00	296.72
401-9221	ST PETER AUXILIARY FY20 - FY21 (COMPLETED)	10,434.97	0.00	0.00	0.00	10,434.97	0.00	0.00	0.00
401-9223	ST PETER AUXILIARY FY20 - FY21	0.00	0.00	0.00	0.00	7,901.25	(7,901.25)	0.00	(7,901.25)
439-9022	PUBLIC SCHOOL PRESCHOOL GRANT FY22	0.00	4,872.74	19,490.96	4,903.36	21,633.02	(2,142.06)	0.00	(2,142.06)
451-9022	PUBLIC SCHOOLS CONNECTIVITY	0.00	0.00	3,600.00	0.00	0.00	3,600.00	0.00	3,600.00
467-9020	STUDENT WELLNESS & SUPPORT RESTRICTED FUNDS	254,452.96	0.00	0.00	185.79	180,233.00	74,219.96	74,404.66	(184.70)
499-9020	SCHOOL SAFETY GRANT	3,485.40	0.00	0.00	0.00	1,729.04	1,756.36	0.00	1,756.36
499-9121	FY21 STATE BUS PURCHASING PROGRAM	0.00	0.00	16,450.37	0.00	16,450.37	0.00	0.00	0.00
507-9021	ESSER I	5,382.01	36,415.67	57,015.29	0.00	62,397.30	0.00	0.00	0.00
507-9023	ESSER II	121,251.07	123,438.62	281,272.02	78,232.80	480,755.89	(78,232.80)	36,079.63	(114,312.43)
516-9021	IDEA-B 2021 SPECIAL EDUCATION (COMPLETED)	0.00	0.00	59,505.72	0.00	59,505.72	0.00	0.00	0.00
516-9022	IDEA-B SPECIAL EDUCATION	0.00	32,008.49	112,466.32	22,967.94	121,557.07	(9,090.75)	12,442.02	(21,532.77)
572-9021	TITLE I 2021 IMPROVING BASIC PROGRAMS (COMPLETED)	5,115.18	0.00	48,110.55	0.00	53,225.73	0.00	0.00	0.00
572-9022	TITLE I IMPROVING BASIC PROGRAMS	0.00	30,786.78	68,302.49	17,932.13	85,661.48	(17,358.99)	0.00	(17,358.99)
572-9122	FY22 EXPANDING OPPORTUNITIES GRANT	0.00	0.00	0.00	0.00	4,713.00	(4,713.00)	0.00	(4,713.00)
584-9022	FY22 STUDENT SUPPORT & ACADEMIC ENRICHMENT	0.00	2,039.63	2,866.68	862.86	1,662.96	1,203.72	0.00	1,203.72
587-9022	IDEA EARLY CHILDHOOD SPECIAL EDUCATION	0.00	0.00	6,851.58	0.00	6,851.58	0.00	0.00	0.00
590-9021	IMPROVING TEACHER QUALITY (COMPLETED)	6,300.00	0.00	7,456.00	0.00	13,756.00	0.00	0.00	0.00
590-9022	FY22 SUPPORTING EFFECTIVE INSTRUCTION	0.00	5,575.29	7,975.29	0.00	1,525.00	6,450.29	6,400.00	50.29
599-9021	FY21 STUDENT SUPPORT/ENRICHMENT (COMPLETED)	0.00	0.00	2,424.70	0.00	2,424.70	0.00	0.00	0.00
<b>Grand Total</b>		<b>\$ 5,069,890.03</b>	<b>\$ 620,841.82</b>	<b>\$ 8,846,685.95</b>	<b>\$ 1,653,935.43</b>	<b>\$ 3,357,727.12</b>	<b>\$ 2,452,831.95</b>	<b>\$ 904,895.17</b>	<b>\$ 10,558,848.86</b>

Reporting Period: December 2021 (FY 2022)  
 Start Date: 12012021  
 End Date: 12312021

1/5/22 10:01 AM

### HURON CITY SCHOOL DISTRICT Disbursement Summary Report

Reference Number	Check Number	Type	Date	Name	Vendor #	Status	Reconcile Date	Void Date	Amount
23199	6876	ACCOUNTS_PAYA BLE	12/1/2021	CAPITAL ONE PUBLIC FUNDING LLC	900039	RECONCILED	12/29/2021		\$ 5,880.43
23191	6878	ACCOUNTS_PAYA BLE	12/3/2021	HURON CITY SCHOOLS FOR MEDICAR	900011	RECONCILED	12/16/2021		4,693.18
23190	6879	ACCOUNTS_PAYA BLE	12/16/2021	GORDON FOOD SERVICE INC	900040	RECONCILED	12/16/2021		4,064.78
23288	6880	ACCOUNTS_PAYA BLE	12/10/2021	BWC	2521	RECONCILED	12/31/2021		23,712.00
23195	6881	ACCOUNTS_PAYA BLE	12/10/2021	VISION SERVICE PLAN	900028	RECONCILED	12/16/2021		1,769.49
23196	6882	ACCOUNTS_PAYA BLE	12/9/2021	OHIO SCHOOLS COUNCIL	900006	RECONCILED	12/16/2021		690.25
23194	6883	ACCOUNTS_PAYA BLE	12/14/2021	HURON EMPLOYEE INSURANCE	900009	RECONCILED	12/16/2021		143,327.89
23142	6884	PAYROLL	12/14/2021	HURON CITY SCHOOL DISTRICT		RECONCILED	12/16/2021		346,558.96
23193	6885	ACCOUNTS_PAYA BLE	12/16/2021	HURON CITY SCHOOLS FOR MEDICAR	900011	RECONCILED	12/16/2021		4,754.66
23275	6886	ACCOUNTS_PAYA BLE	12/29/2021	SCHOOL EMPLOYEES RETIREMENT	900023	RECONCILED	12/29/2021		15.23
23197	6887	ACCOUNTS_PAYA BLE	12/16/2021	STATE TEACHERS RETIREMENT	900001	RECONCILED	12/16/2021		88,448.00
23198	6888	ACCOUNTS_PAYA BLE	12/16/2021	SCHOOL EMPLOYEES RETIREMENT	900002	RECONCILED	12/16/2021		25,712.00
23204	6889	ACCOUNTS_PAYA BLE	12/16/2021	TRACY GADD	300836	RECONCILED	12/16/2021		30.80
23203	6890	ACCOUNTS_PAYA BLE	12/16/2021	HOLLY CHARVILLE	301038	RECONCILED	12/16/2021		70.90
23202	6891	ACCOUNTS_PAYA BLE	12/16/2021	TIM LAMB	302767	RECONCILED	12/16/2021		349.51
23205	6892	ACCOUNTS_PAYA BLE	12/16/2021	CHELSEA TOMSON	302963	RECONCILED	12/16/2021		52.92
23200	6893	ACCOUNTS_PAYA BLE	12/16/2021	DENNIS ANTONELLI	303062	RECONCILED	12/16/2021		66.70
23201	6894	ACCOUNTS_PAYA BLE	12/16/2021	TYLER MEES	303406	RECONCILED	12/16/2021		21.28
23207	6895	ACCOUNTS_PAYA BLE	12/16/2021	AGNES M SCHAFFER	301988	RECONCILED	12/16/2021		54.88
23209	6896	ACCOUNTS_PAYA BLE	12/16/2021	DANA FANTOZZ- SKAVNAK	6169	RECONCILED	12/16/2021		42.56
23206	6897	ACCOUNTS_PAYA	12/16/2021	STEVEN MYERS	13042	RECONCILED	12/16/2021		42.56

Reporting Period: December 2021 (FY 2022)  
 Start Date: 12012021  
 End Date: 12312021

1/5/22 10:01 AM

### HURON CITY SCHOOL DISTRICT Disbursement Summary Report

Reference Number	Check Number	Type	Date	Name	Vendor #	Status	Reconcile Date	Void Date	Amount
		BLE							
23208	6898	ACCOUNTS_PAYA	12/16/2021	TRACY GADD	300836	RECONCILED	12/16/2021		\$ 33.60
		BLE							
23210	6899	ACCOUNTS_PAYA	12/16/2021	VICTORIA J MEADOWS	14002	RECONCILED	12/16/2021		40.32
		BLE							
23217	6900	ACCOUNTS_PAYA	12/20/2021	GORDON FOOD SERVICE INC	900040	RECONCILED	12/20/2021		8,341.27
		BLE							
23218	6901	ACCOUNTS_PAYA	12/20/2021	AMERICAN FIDELITY ASSURANCE CO	900013	RECONCILED	12/20/2021		5,624.76
		BLE							
23274	6902	ACCOUNTS_PAYA	12/29/2021	GORDON FOOD SERVICE INC	900040	RECONCILED	12/29/2021		6,236.53
		BLE							
23273	6903	ACCOUNTS_PAYA	12/29/2021	CAPITAL ONE EQUIPMENT FINANCE	900004	RECONCILED	12/29/2021		137,362.50
		BLE							
23286	6904	ACCOUNTS_PAYA	12/29/2021	GORDON FOOD SERVICE INC	900040	RECONCILED	12/29/2021		1,003.82
		BLE							
23285	6905	ACCOUNTS_PAYA	12/29/2021	SCHOOL EMPLOYEES RETIREMENT	900023	RECONCILED	12/29/2021		14.14
		BLE							
23271	6906	PAYROLL	12/27/2021	HURON CITY SCHOOL DISTRICT		RECONCILED	12/29/2021		352,717.19
23272	6907	ACCOUNTS_PAYA	12/29/2021	HURON CITY SCHOOLS FOR MEDICAR	900011	RECONCILED	12/29/2021		5,168.05
		BLE							
23280	6908	ACCOUNTS_PAYA	12/29/2021	AGNES M SCHAFFER	301988	RECONCILED	12/29/2021		27.44
		BLE							
23281	6909	ACCOUNTS_PAYA	12/29/2021	CHELSEA TOMSON	302963	RECONCILED	12/29/2021		85.68
		BLE							
23284	6910	ACCOUNTS_PAYA	12/29/2021	DANA FANTOZZ-SKAVNAK	6169	RECONCILED	12/29/2021		33.60
		BLE							
23279	6911	ACCOUNTS_PAYA	12/29/2021	DENISE ZIELSKE	303217	RECONCILED	12/29/2021		190.21
		BLE							
23283	6912	ACCOUNTS_PAYA	12/29/2021	HOLLY CHARVILLE	301038	RECONCILED	12/29/2021		58.23
		BLE							
23277	6913	ACCOUNTS_PAYA	12/29/2021	SHARON L ENDERLE	5154	RECONCILED	12/29/2021		41.89
		BLE							
23282	6914	ACCOUNTS_PAYA	12/29/2021	STEVEN MYERS	13042	RECONCILED	12/29/2021		33.60
		BLE							
23278	6915	ACCOUNTS_PAYA	12/29/2021	VICTORIA J MEADOWS	14002	RECONCILED	12/29/2021		31.36
		BLE							
23289	6916	ACCOUNTS_PAYA	12/30/2021	SCHOOL EMPLOYEES RETIREMENT	900023	RECONCILED	12/31/2021		53.31
		BLE							
23186	108981	ACCOUNTS_PAYA	12/15/2021	BELLEVUE HIGH SCHOOL	2080	RECONCILED	12/31/2021		225.00
		BLE							
23157	108982	ACCOUNTS_PAYA	12/15/2021	BAY AREA GAS	2529	RECONCILED	12/31/2021		3,525.24

Reporting Period: December 2021 (FY 2022)

1/3/22 10:01 AM

Start Date: 12012021

End Date: 12312021

### HURON CITY SCHOOL DISTRICT Disbursement Summary Report

Reference Number	Check Number	Type	Date	Name	Vendor #	Status	Reconcile Date	Void Date	Amount
23158	108983	BLE ACCOUNTS_PAYA	12/15/2021	CONSORTIUM CDW GOVERNMENT INC	3120	RECONCILED	12/31/2021		\$ 47,596.35
23180	108984	BLE ACCOUNTS_PAYA	12/15/2021	HURON ACE HARDWARE	3213	RECONCILED	12/31/2021		130.62
23163	108985	BLE ACCOUNTS_PAYA	12/15/2021	CARDINAL BUS SALES	3418	RECONCILED	12/31/2021		1,089.56
23154	108986	BLE ACCOUNTS_PAYA	12/15/2021	CINTAS CORPORATION LOC. 318	3492	RECONCILED	12/31/2021		130.80
23174	108987	BLE ACCOUNTS_PAYA	12/15/2021	DOMINO'S PIZZA INC #2265	4090	RECONCILED	12/31/2021		170.00
23155	108988	BLE ACCOUNTS_PAYA	12/15/2021	NORTH POINT EDUCATIONAL	5011	RECONCILED	12/31/2021		25,570.39
23187	108989	BLE ACCOUNTS_PAYA	12/15/2021	ESC OF LORAIN COUNTY	6035	RECONCILED	12/31/2021		724.46
23177	108990	BLE ACCOUNTS_PAYA	12/15/2021	FIRELANDS CORPORATE HEALTH CTR	6202	RECONCILED	12/31/2021		77.00
23147	108991	BLE ACCOUNTS_PAYA	12/15/2021	VASU COMMUNICATIO NS INC	7155	RECONCILED	12/31/2021		1,282.42
23149	108992	BLE ACCOUNTS_PAYA	12/15/2021	HEATECH CLEANING SYSTEMS	8050	VOID		12/16/2021	1,124.95
23151	108993	BLE ACCOUNTS_PAYA	12/15/2021	CORNELL'S FOODS INC	8261	RECONCILED	12/31/2021		75.41
23183	108994	BLE ACCOUNTS_PAYA	12/15/2021	LORIS PRINTING & PARTY CENTER	12387	RECONCILED	12/31/2021		208.00
23144	108995	BLE ACCOUNTS_PAYA	12/15/2021	MUSIC IS ELEMENTARY	13347	RECONCILED	12/31/2021		759.00
23176	108996	BLE ACCOUNTS_PAYA	12/15/2021	MESENBURG CREATIVE CATERING	13410	RECONCILED	12/29/2021		2,839.00
23161	108997	BLE ACCOUNTS_PAYA	12/15/2021	OHIO EDISON COMPANY	15004	RECONCILED	12/31/2021		2,367.42
23167	108998	BLE ACCOUNTS_PAYA	12/15/2021	POINT SPRING & DRIVESHAFT CO	16633	RECONCILED	12/31/2021		700.32
23165	108999	BLE ACCOUNTS_PAYA	12/15/2021	PIED PIPER	16692	RECONCILED	12/31/2021		132.04
23182	109000	BLE ACCOUNTS_PAYA	12/15/2021	SAN BAY COMPANY	19005	RECONCILED	12/31/2021		825.84
23156	109001	BLE ACCOUNTS_PAYA	12/15/2021	SUNRISE COOPERATIVE	19664	RECONCILED	12/16/2021		6,105.47
23162	109002	BLE ACCOUNTS_PAYA	12/15/2021	SHRADER TIRE & OIL INC	19881	RECONCILED	12/31/2021		133.11
23189	109003	ACCOUNTS_PAYA	12/15/2021	JULIAN & GRUBE	20071	RECONCILED	12/31/2021		2,167.00



Reporting Period: December 2021 (FY 2022)

1/5/22 10:01 AM

Start Date: 12012021

End Date: 12312021

### HURON CITY SCHOOL DISTRICT Disbursement Summary Report

Reference Number	Check Number	Type	Date	Name	Vendor #	Status	Reconcile Date	Vind Date	Amount
23159	109004	BLE ACCOUNTS_PAYA	12/15/2021	INC WHITE HOUSE ARTESIAN SPRINGS	23058	RECONCILED	12/31/2021		\$ 25.00
23184	109005	BLE ACCOUNTS_PAYA	12/15/2021	SMETZER PAINT & SUPPLY LLC	300487	RECONCILED	12/31/2021		65.44
23188	109006	BLE ACCOUNTS_PAYA	12/15/2021	NORTH CENTRAL OHIO EDUCATIONAL EDMENTUM	300816	RECONCILED	12/31/2021		1,445.83
23166	109007	BLE ACCOUNTS_PAYA	12/15/2021	MARCONI'S RESTAURANT	300902	RECONCILED	12/31/2021		913.00
23172	109008	BLE ACCOUNTS_PAYA	12/15/2021	REPUBLIC SERVICES #263	301559	RECONCILED	12/31/2021		400.00
23145	109009	BLE ACCOUNTS_PAYA	12/15/2021	TIERNEY BROTHERS, INC.	302029	RECONCILED	12/20/2021		3,912.42
23150	109010	BLE ACCOUNTS_PAYA	12/15/2021	HAMMER- HUBER'S INC	302105	RECONCILED	12/31/2021		41,359.00
23164	109011	BLE ACCOUNTS_PAYA	12/15/2021	ABBOTT MECHANICAL SERVICES	302107	RECONCILED	12/31/2021		137.95
23168	109012	BLE ACCOUNTS_PAYA	12/15/2021	SUBURBAN SCHOOL TRANSPORTATIO N	302671	RECONCILED	12/31/2021		5,000.00
23175	109013	BLE ACCOUNTS_PAYA	12/15/2021	TOM'S TROPHIES SHOP	302674	RECONCILED	12/31/2021		5,427.00
23179	109014	BLE ACCOUNTS_PAYA	12/15/2021	TIMOTHY PUDLOSKI	302704	RECONCILED	12/31/2021		198.00
23173	109015	BLE ACCOUNTS_PAYA	12/15/2021	CENTURYLINK	302819	RECONCILED	12/31/2021		102.50
23160	109016	BLE ACCOUNTS_PAYA	12/15/2021	RACHEL WIXEY AND ASSOCIATES LLC	302858	RECONCILED	12/29/2021		1,914.32
23152	109017	BLE ACCOUNTS_PAYA	12/15/2021	EQUIPAARTS	302958	RECONCILED	12/31/2021		7,877.65
23181	109018	BLE ACCOUNTS_PAYA	12/15/2021	COMDOC INC	302965	RECONCILED	12/31/2021		616.00
23178	109019	BLE ACCOUNTS_PAYA	12/15/2021	BREWER- GARRETT	302968	RECONCILED	12/29/2021		5,727.65
23146	109020	BLE ACCOUNTS_PAYA	12/15/2021	BUCKEYE BROADBAND, INC	302975	RECONCILED	12/31/2021		1,495.30
23170	109021	BLE ACCOUNTS_PAYA	12/15/2021	LUCKY STONE PROMOTIONS, LTD	303008	RECONCILED	12/31/2021		85.80
23143	109022	BLE ACCOUNTS_PAYA	12/15/2021	VINSON GROUP, LLC	303036	RECONCILED	12/31/2021		1,124.00
23169	109023	BLE ACCOUNTS_PAYA	12/15/2021		303174	OUTSTANDING			2,886.60

Reporting Period: December 2021 (FY 2022)

1/5/22 10:01 AM

Start Date: 12012021

End Date: 12312021

### HURON CITY SCHOOL DISTRICT Disbursement Summary Report

Reference Number	Check Number	Type	Date	Name	Vendor #	Status	Reconcile Date	Void Date	Amount
23148	109024	ACCOUNTS PAYA BLE	12/15/2021	ROMEOS HURON, LLC	303506	OUTSTANDING			\$ 160.00
23171	109025	ACCOUNTS PAYA BLE	12/15/2021	ACUSPIKE	303508	OUTSTANDING			3,000.00
23185	109026	ACCOUNTS PAYA BLE	12/15/2021	WILLIAM KOVACH	303513	RECONCILED	12/31/2021		120.00
23153	109027	ACCOUNTS PAYA BLE	12/15/2021	TOFT DAIRY INC	600014	RECONCILED	12/31/2021		2,560.90
23192	109028	ACCOUNTS PAYA BLE	12/8/2021	AMERICAN EXPRESS	300290	RECONCILED	12/16/2021		119.80
23211	109029	ACCOUNTS PAYA BLE	12/16/2021	CARDMEMBER SERVICES	300680	RECONCILED	12/20/2021		570.00
23212	109030	ACCOUNTS PAYA BLE	12/16/2021	HEATECH CLEANING SYSTEMS	8050	RECONCILED	12/31/2021		914.90
23213	109031	ACCOUNTS PAYA BLE	12/16/2021	ABBOTT MECHANICAL SERVICES	302671	RECONCILED	12/31/2021		602.20
23214	109032	ACCOUNTS PAYA BLE	12/17/2021	SCHOOL SPECIALTY INC	19910	RECONCILED	12/20/2021		507.70
23216	109033	ACCOUNTS PAYA BLE	12/20/2021	SAM'S CLUB / SYCRONY BANK	19979	RECONCILED	12/20/2021		1,219.10
23220	109034	ACCOUNTS PAYA BLE	12/22/2021	A BOOK COMPANY, LLC	303510	RECONCILED	12/31/2021		6,619.20
23225	109035	ACCOUNTS PAYA BLE	12/22/2021	ALL PHASE POWER & LIGHTING INC	1006	RECONCILED	12/31/2021		1,301.90
23228	109036	ACCOUNTS PAYA BLE	12/22/2021	BAUMSPAGE.CO M LLC	301411	OUTSTANDING			100.00
23242	109037	ACCOUNTS PAYA BLE	12/22/2021	BENNETT'S COMPUTERIZED	2464	RECONCILED	12/31/2021		429.00
23243	109038	ACCOUNTS PAYA BLE	12/22/2021	BRICKER & ECKLER, LLP	423	RECONCILED	12/31/2021		1,341.00
23219	109039	ACCOUNTS PAYA BLE	12/22/2021	TELESYSTEM	301007	RECONCILED	12/31/2021		911.30
23262	109040	ACCOUNTS PAYA BLE	12/22/2021	CEDAR LANES	301763	RECONCILED	12/31/2021		115.50
23268	109041	ACCOUNTS PAYA BLE	12/22/2021	CENTRAL RESTAURANT PRODUCTS	303486	OUTSTANDING			4,106.00
23264	109042	ACCOUNTS PAYA BLE	12/22/2021	CINTAS CORPORATION LOC. 318	3492	RECONCILED	12/31/2021		42.60
23222	109043	ACCOUNTS PAYA BLE	12/22/2021	COLUMBIA GAS OF OHIO	3249	RECONCILED	12/31/2021		1,489.40
23247	109044	ACCOUNTS PAYA BLE	12/22/2021	CORNELL'S FOODS INC	8261	OUTSTANDING			36.30
23250	109045	ACCOUNTS PAYA	12/22/2021	CUMMINS	3478	RECONCILED	12/29/2021		770.00

Reporting Period: December 2021 (FY 2022)  
 Start Date: 12012021  
 End Date: 12312021

1/5/22 10:01 AM

### HURON CITY SCHOOL DISTRICT Disbursement Summary Report

Reference Number	Check Number	Type	Date	Name	Vendor #	Status	Reconcile Date	Void Date	Amount
		BLE		BRIDGEWAY LLC					
23263	109046	ACCOUNTS_PAYA	12/22/2021	DAKTRONICS INC	300533	RECONCILED	12/31/2021		\$ 950.00
		BLE							
23261	109047	ACCOUNTS_PAYA	12/22/2021	DELUCA PLUMBING INC	4004	RECONCILED	12/31/2021		1,000.85
		BLE							
23254	109048	ACCOUNTS_PAYA	12/22/2021	DOMINO'S PIZZA INC #2265	4090	RECONCILED	12/31/2021		592.79
		BLE							
23235	109049	ACCOUNTS_PAYA	12/22/2021	ENVIRONMENTA L WATER	301181	RECONCILED	12/31/2021		448.56
		BLE							
23251	109050	ACCOUNTS_PAYA	12/22/2021	EQUIPAARTS	302965	RECONCILED	12/31/2021		304.81
		BLE							
23257	109051	ACCOUNTS_PAYA	12/22/2021	ERIE COUNTY CHAMBER COMMERCE	5016	RECONCILED	12/31/2021		35.00
		BLE							
23244	109052	ACCOUNTS_PAYA	12/22/2021	EDUCATIONAL SERVICE CENTER OF	303213	RECONCILED	12/31/2021		9,411.00
		BLE							
23241	109053	ACCOUNTS_PAYA	12/22/2021	FIRELANDS REGIONAL MED CTR	6045	RECONCILED	12/31/2021		4,228.00
		BLE							
23255	109054	ACCOUNTS_PAYA	12/22/2021	FLINN SCIENTIFIC INC	6093	RECONCILED	12/31/2021		3.50
		BLE							
23238	109055	ACCOUNTS_PAYA	12/22/2021	FORTE MUSIC INC	6121	RECONCILED	12/31/2021		569.71
		BLE							
23267	109056	ACCOUNTS_PAYA	12/22/2021	GRAINGER	7061	RECONCILED	12/29/2021		350.76
		BLE							
23233	109057	ACCOUNTS_PAYA	12/22/2021	HPC	302162	RECONCILED	12/31/2021		875.00
		BLE							
23224	109058	ACCOUNTS_PAYA	12/22/2021	HURON ACE HARDWARE	3213	RECONCILED	12/31/2021		11.39
		BLE							
23240	109059	ACCOUNTS_PAYA	12/22/2021	IMAGE MARKET	9139	OUTSTANDING			325.20
		BLE							
23230	109060	ACCOUNTS_PAYA	12/22/2021	IRRIGATION CONSULTANTS	9124	OUTSTANDING			735.00
		BLE							
23259	109061	ACCOUNTS_PAYA	12/22/2021	LORIS PRINTING & PARTY CENTER	12387	RECONCILED	12/31/2021		767.69
		BLE							
23236	109062	ACCOUNTS_PAYA	12/22/2021	MATHEWS FORD SANDUSKY INC	13018	RECONCILED	12/31/2021		313.53
		BLE							
23227	109063	ACCOUNTS_PAYA	12/22/2021	CAPITAL ONE COMMERCIAL	302854	RECONCILED	12/29/2021		223.80
		BLE							
23221	109064	ACCOUNTS_PAYA	12/22/2021	MILLCRAFT PAPER COMPANY	301752	RECONCILED	12/29/2021		4,412.80
		BLE							
23232	109065	ACCOUNTS_PAYA	12/22/2021	NORTH POINT EDUCATIONAL	5011	RECONCILED	12/31/2021		131,113.53
		BLE							
23258	109066	ACCOUNTS_PAYA	12/22/2021	NYECO GAS	302446	RECONCILED	12/31/2021		20.00
		BLE							
23248	109067	ACCOUNTS_PAYA	12/22/2021	OHIO EDISON COMPANY	15005	OUTSTANDING			36,334.77
		BLE							

Reporting Period: December 2021 (FY 2022)

1/5/22 10:01 AM

Start Date: 12012021

End Date: 12312021

### HURON CITY SCHOOL DISTRICT Disbursement Summary Report

Reference Number	Check Number	Type	Date	Name	Vendor #	Status	Reconcile Date	Void Date	Amount
23265	109068	ACCOUNTS_PAYA BLE	12/22/2021	OHIO EDISON COMPANY	15004	OUTSTANDING			\$ 290.88
23256	109069	ACCOUNTS_PAYA BLE	12/22/2021	ORIENTAL TRADING CO INC	15403	RECONCILED	12/31/2021		194.94
23252	109070	ACCOUNTS_PAYA BLE	12/22/2021	POINT SPRING & DRIVESHAFT CO	16633	RECONCILED	12/31/2021		174.60
23229	109071	ACCOUNTS_PAYA BLE	12/22/2021	QUILL CORPORATION	17004	OUTSTANDING			43.47
23226	109072	ACCOUNTS_PAYA BLE	12/22/2021	RACHEL WIXEY AND ASSOCIATES LLC	302958	RECONCILED	12/31/2021		6,724.90
23260	109073	ACCOUNTS_PAYA BLE	12/22/2021	REBMAN SYSTEMS INC	302919	RECONCILED	12/31/2021		651.00
23237	109074	ACCOUNTS_PAYA BLE	12/22/2021	RETTIG MUSIC INC	13109	OUTSTANDING			685.60
23266	109075	ACCOUNTS_PAYA BLE	12/22/2021	ROTARY CLUB OF HURON OH	8353	OUTSTANDING			100.00
23246	109076	ACCOUNTS_PAYA BLE	12/22/2021	SAN BAY COMPANY	19005	RECONCILED	12/31/2021		478.78
23253	109077	ACCOUNTS_PAYA BLE	12/22/2021	SANDUSKY HIGH SCHOOL	19142	OUTSTANDING			200.00
23231	109078	ACCOUNTS_PAYA BLE	12/22/2021	STAPLES ADVANTAGE	19987	RECONCILED	12/31/2021		148.87
23249	109079	ACCOUNTS_PAYA BLE	12/22/2021	TAC	301778	RECONCILED	12/31/2021		164.10
23234	109080	ACCOUNTS_PAYA BLE	12/22/2021	BREWER- GARRETT	302975	RECONCILED	12/29/2021		1,495.30
23223	109081	ACCOUNTS_PAYA BLE	12/22/2021	TOFT DAIRY INC	600014	RECONCILED	12/31/2021		4,447.36
23269	109082	ACCOUNTS_PAYA BLE	12/22/2021	VASU COMMUNICATIO NS INC	7155	RECONCILED	12/31/2021		289.60
23270	109083	ACCOUNTS_PAYA BLE	12/22/2021	VERIZON WIRELESS	22010	OUTSTANDING			328.82
23239	109084	ACCOUNTS_PAYA BLE	12/22/2021	VERMILION LOCAL SCHOOLS	22008	OUTSTANDING			150.00
23245	109085	ACCOUNTS_PAYA BLE	12/22/2021	VINSON GROUP, LLC	303174	OUTSTANDING			17,480.00
23215	109086	ACCOUNTS_PAYA BLE	12/17/2021	AMERICAN EXPRESS	300290	RECONCILED	12/29/2021		1,735.23
23276	109087	ACCOUNTS_PAYA BLE	12/29/2021	ALL PHASE POWER & LIGHTING INC	1006	OUTSTANDING			1,013.38
23287	109088	ACCOUNTS_PAYA BLE	12/29/2021	CAPITAL ONE COMMERCIAL	302854	RECONCILED	12/29/2021		173.83
<b>Grand Total</b>									<b>\$ 1,603,165.29</b>

**Huron City School District**

**Investment Portfolio**

**As of December 31, 2021**

**Star Ohio**

Money Market

<u>Term</u>	<u>Amount</u>	<u>Interest</u>	<u>Interest Paid</u>	<u>Maturity</u>
n/a	\$1,343,138.13	0.09%	monthly	n/a

**UBS**

Fixed Income

<u>Term</u>	<u>Amount</u>	<u>Interest</u>	<u>Interest Paid</u>	<u>Maturity</u>
Varies	\$1,168,576.29	varies	monthly	varies

**Fifth Third**

Money Market

<u>Term</u>	<u>Amount</u>	<u>Interest</u>	<u>Interest Paid</u>	<u>Maturity</u>
n/a	\$698,369.06	varies	monthly	n/a

**Total**                    **\$3,210,083.48**



# Monthly Financial Report

Fiscal Year 2022 Revenue and Expenditure Activity Through December

# Table of Contents

FISCAL YEAR 2022 REVENUE AND EXPENDITURE ANALYSIS THROUGH DECEMBER	3
FISCAL YEAR 2022 MONTHLY REVENUE ANALYSIS - DECEMBER	4
FISCAL YEAR 2022 REVENUE ANALYSIS - JULY - DECEMBER	5
FISCAL YEAR 2022 MONTHLY EXPENDITURE ANALYSIS - DECEMBER	6
FISCAL YEAR 2022 EXPENDITURE ANALYSIS - JULY - DECEMBER	7

## FISCAL YEAR 2022 REVENUE AND EXPENDITURE ANALYSIS THROUGH

### 1. ACTUAL COMPARED TO FORECAST VARIANCE AND NET FAVORABILITY ANALYSIS

CURRENT YEAR-TO-DATE  
REVENUE COLLECTIONS  
INDICATE A

**\$18,453**

FAVORABLE COMPARED TO  
FORECAST

CURRENT YEAR-TO-DATE  
EXPENDITURES INDICATE A

**\$262,779**

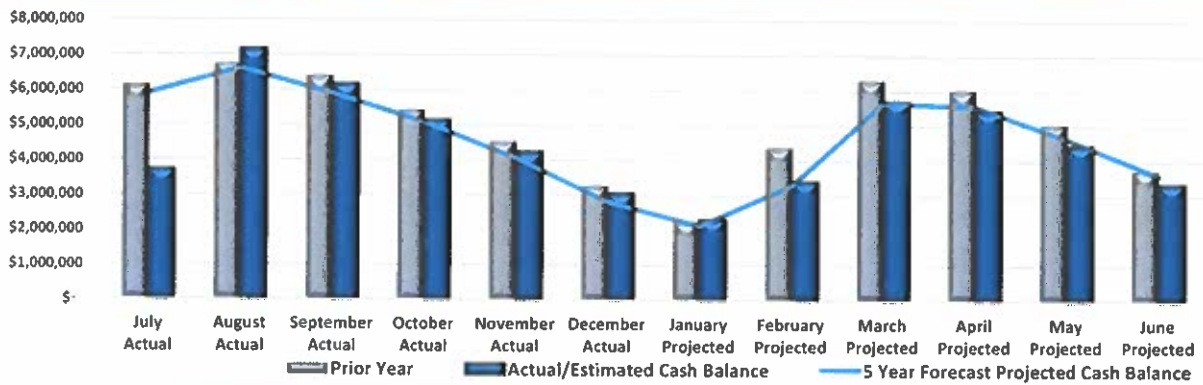
UNFAVORABLE COMPARED TO  
FORECAST

POTENTIAL NET IMPACT  
WOULD RESULT IN A

**\$244,326**

UNFAVORABLE IMPACT ON THE  
CASH BALANCE

### 2. VARIANCE AND CASH BALANCE COMPARISON



DECEMBER CASH BALANCE IS

**\$207,710**

LESS THAN LAST DECEMBER

DECEMBER CASH BALANCE IS

**\$(244,326)**

LESS THAN THE FORECASTED  
AMOUNT

### 3. FISCAL YEAR 2022 REVENUE SHORTFALL/SURPLUS ANALYSIS (BASED UPON ACTUAL/ESTIMATED VARIANCE)

June  
Cash Balance

**\$3,353,391**

FY 2021 June Cash  
Balance

**\$3,737,207**

OPERATING DEFICIT OF

**\$(383,816)**

WILL DECREASE THE CASH BALANCE  
BY THE END OF THE FISCAL YEAR



# FISCAL YEAR 2022 MONTHLY REVENUE ANALYSIS - DECEMBER

## 1. DECEMBER REVENUE COLLECTIONS COMPARED TO PRIOR YEAR



■ Local Taxes/Reimbursements      ■ State Revenue

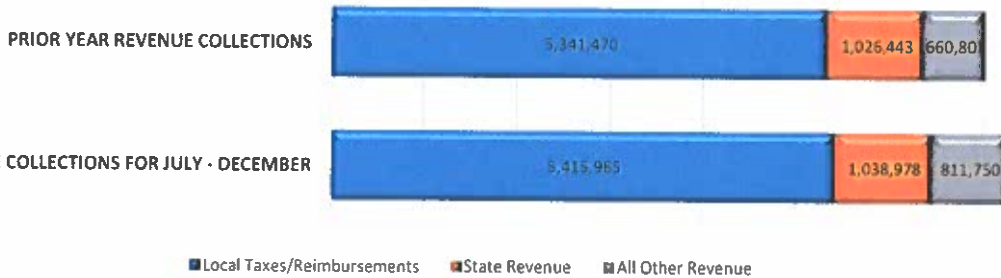
■ All Other Revenue



	Actual Revenue Collections For December	Prior Year Revenue Collections	Actual Compared to Last Year
Local Taxes/Reimbursements	2,891	-	▲ 2,891
State Revenue	165,517	167,779	▼ (2,262)
All Other Revenue	100,248	151,935	▼ (51,687)
<b>Total Revenue</b>	<b>268,656</b>	<b>319,714</b>	<b>▼ (51,059)</b>

Actual revenue for the month was down  
**\$51,059**  
 compared to last year.

## 2. ACTUAL REVENUE RECEIVED THROUGH DECEMBER COMPARED TO THE PRIOR YEAR



■ Local Taxes/Reimbursements      ■ State Revenue      ■ All Other Revenue

	Actual Revenue Collections For July - December	Prior Year Revenue Collections For July - December	Current Year Compared to Last Year
Local Taxes/Reimbursements	5,415,965	5,341,470	▲ 74,495
State Revenue	1,038,978	1,026,443	▲ 12,535
All Other Revenue	811,750	660,807	▲ 150,944
<b>Total Revenue</b>	<b>7,266,693</b>	<b>7,028,720</b>	<b>▲ 237,974</b>

COMPARED TO THE SAME PERIOD, TOTAL REVENUES ARE  
**\$237,974**  
 HIGHER THAN THE PREVIOUS YEAR

## FISCAL YEAR 2022 REVENUE ANALYSIS - JULY - DECEMBER

### 3. POSSIBLE CASH FLOW VARIANCE FROM FORECAST DUE TO FYTD ACTUAL RESULTS

CURRENT YEAR-TO-DATE REVENUE  
COLLECTIONS INDICATE A

**\$18,453**

FAVORABLE COMPARED TO FORECAST


	Forecast Annual Revenue Estimates	Cash Flow Actual/Estimated Calculated Annual Amount	Current Year Forecast Compared to Actual/Estimated
Loc. Taxes/Reimbur.	12,284,449	12,132,332	(152,117)
State Revenue	2,811,354	2,195,792	(615,562)
All Other Revenue	731,872	1,518,004	786,132
<b>Total Revenue</b>	<b>15,827,675</b>	<b>15,846,128</b>	<b>18,453</b>

The district's current cash flow, both actual and estimated indicate a favorable variance of \$18,453

### 4. REVENUE VARIANCE ANALYSIS OF POTENTIAL IMPACT

Results through December indicate that Fiscal Year 2022 actual/estimated revenue could total \$15,846,128, a favorable variance of \$18,453 compared to the annual forecast total revenue. This means the forecast cash balance could be improved.

Comparison of 5 Year Forecast Total Revenue  
with Actual + Estimated Monthly Cash Flow




2022 5-Year Forecast Total Revenue

July - December Actual Revenue  
Collected To-date plus January -  
June Estimated Revenue Collections

## FISCAL YEAR 2022 MONTHLY EXPENDITURE ANALYSIS - DECEMBER

### 1. DECEMBER EXPENDITURES COMPARED TO PRIOR YEAR




	Actual Expenses For December	Prior Year Expenditure Incurred	Actual Compared to Last Year
Salaries and Benefits	907,654	1,215,507	▼ (307,853)
Purchased Services	316,802	200,290	▲ 116,512
All Other Expenses	228,677	166,502	▲ 62,175
<b>Total Expenditures</b>	<b>1,453,134</b>	<b>1,582,300</b>	<b>▼ (129,166)</b>

Actual expenses for the month was down

**\$129,166**

compared to last year.

### 2. ACTUAL EXPENSES INCURRED THROUGH DECEMBER COMPARED TO THE PRIOR YEAR



	Actual Expenses For July - December	Prior Year Expenditures Incurred	Actual Compared to Last Year
Salaries and Benefits	5,846,226	6,258,424	▼ (412,198)
Purchased Services	1,484,849	1,368,745	▲ 116,103
All Other Expenses	615,071	543,088	▲ 71,983
<b>Total Expenditures</b>	<b>7,946,146</b>	<b>8,170,257</b>	<b>▼ (224,111)</b>

Compared to the same period, total expenditures are

**\$224,111**

lower than the previous year

## FISCAL YEAR 2022 EXPENDITURE ANALYSIS - JULY - DECEMBER

### 3. POSSIBLE CASH FLOW VARIANCE FROM FORECAST DUE TO FYTD ACTUAL RESULTS

CURRENT YEAR-TO-DATE  
EXPENDITURES INDICATE A

**\$262,779**

UNFAVORABLE COMPARED  
TO FORECAST

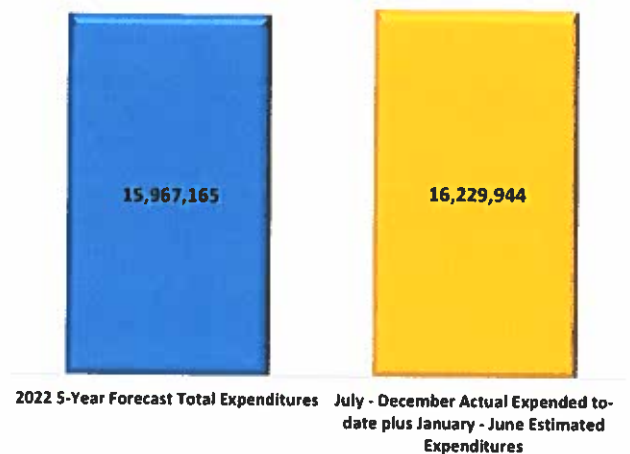
	Forecasted Annual Expenses	Cash Flow Actual/Estimated Calculated Annual Amount	Forecasted amount compared to Actual/Estimated
Salaries and Benefits	11,870,318	11,714,825	▼ (155,493)
Purchased Services	2,939,747	3,465,125	▲ 525,378
All Other Expenses	1,157,100	1,049,994	▼ (107,106)
<b>Total Expenditures</b>	<b>15,967,165</b>	<b>16,229,944</b>	<b>▲ 262,779</b>

The district's current cash flow, both actual and estimated expenditures indicate a unfavorable variance of \$262,779.

### 4. EXPENDITURE VARIANCE ANALYSIS OF POTENTIAL IMPACT

Results through December indicate that Fiscal Year 2022 actual/estimated expenditures could total \$16,229,944 which has a unfavorable expenditure variance of \$262,779. This means the forecast cash balance could be reduced.

Comparison of 5 Year Forecast Total Expenditures with Actual + Estimated Monthly Cash Flow



**Huron City School District**  
**Federal Programs Summary**  
**FY2022**



<b>Program Name:</b>	<b>Fund/SCC</b>	<b>Initial Allocation:</b>	<b>Total Revenues:</b>	<b>Total Expenses:</b>	<b>Cash Balance:</b>	<b>Encumbrances:</b>	<b>Remaining Balance:</b>
Early Childhood Education - State	439.9022	\$64,000.00	\$19,490.96	\$21,633.02	-\$2,142.06	\$0.00	\$42,366.98
Student Wellness	467.9020	\$490,070.80	\$344,421.91	\$347,121.38	\$142,949.42	\$74,404.66	\$68,544.76
ESSER	507.9021	\$203,135.94	\$203,135.94	\$203,135.94	\$0.00	\$0.00	\$0.00
ESSER II	507.9023	\$710,335.21	\$496,866.65	\$575,099.45	-\$78,232.80	\$36,079.63	\$99,156.13
IDEA-B - Special Education	516.9022	\$307,562.54	\$112,466.32	\$121,557.07	-\$9,090.75	\$12,442.02	\$173,563.45
Title IA - Improving Basic Programs	572.9022	\$275,102.54	\$68,302.49	\$85,661.48	-\$17,358.99	\$0.00	\$189,441.06
IDEA Early Childhood Special Education	587.9022	\$11,398.06	\$6,851.58	\$6,851.58	\$0.00	\$0.00	\$4,546.48
Title IIA - Supporting Effective Instruction	590.9022	\$22,242.89	\$7,975.29	\$1,525.00	\$6,450.29	\$6,400.00	\$14,317.89
Title IV-A - Student Support and Academic Enrichment	584.9022	\$20,994.95	\$2,866.68	\$1,662.96	\$1,203.72	\$0.00	\$19,331.99
Expanding Opportunities for Each Child	572-9122	\$7,363.92	\$0.00	\$4,713.00	-\$4,713.00	\$0.00	\$2,650.92
<b>Totals:</b>		\$2,112,206.85	\$1,262,377.82	\$1,368,960.88	\$39,065.83	\$129,326.31	\$613,919.66

Activity through December 31, 2021



Fiscal Year 2021-22  
December 2021

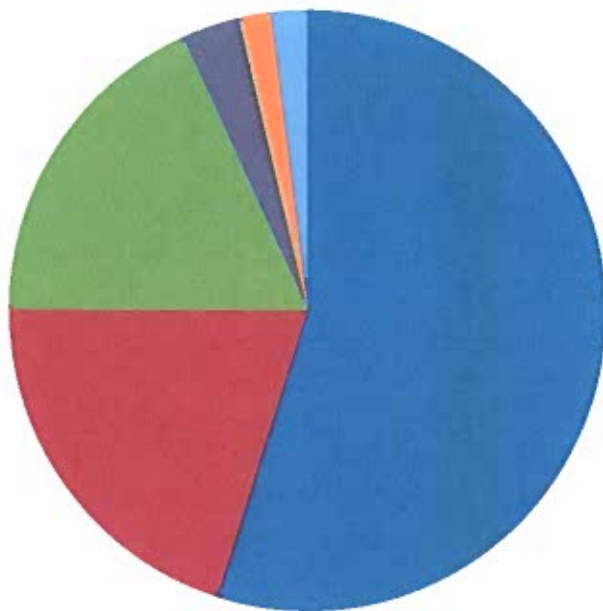
GENERAL FUND

HURON CITY SCHOOL DISTRICT	Budget FY 21-22	Current Fiscal YTD	% of Total	Actual FY 20-21	Prior Fiscal YTD	% of Total	% CHANGE FY 21 TO FY 22
<b>REVENUE</b>							
Beginning Cash Balance		3,683,838			4,353,632		
Real Estate Taxes	10,003,357	4,333,731	43.3%	9,830,215	4,302,108	43.8%	0.7%
Public Utilities Personal Property	826,732	410,236	49.6%	813,487	390,835	48.0%	5.0%
Unrestricted State Aid	2,346,799	1,023,895	43.6%	2,276,098	1,020,159	44.8%	0.4%
Restricted State Aid	30,042	15,082	50.2%	30,165	0	0.0%	#DIV/0!
Property Tax Allocation - Rollback & Homestead	1,313,299	671,999	51.2%	1,301,945	648,528	49.8%	
Tuition	885,187	561,850	63.5%	976,505	440,208	45.1%	27.6%
Interest	5,000	(475)	-9.5%	9,762	7,729	79.2%	-106.1%
All other	462,771	251,102	54.3%	264,278	219,154	82.9%	14.6%
<b>Total General Fund Revenue</b>	<b>15,873,187</b>	<b>7,267,420</b>	<b>45.8%</b>	<b>15,502,455</b>	<b>7,028,720</b>	<b>45.3%</b>	<b>3.4%</b>

	Budget FY 21-22	Current Fiscal YTD	% of Total	Actual FY 20-21	Prior Fiscal YTD	% of Total	% CHANGE FY 21 TO FY 22
<b>EXPENSES</b>							
Salaries	8,623,036	4,499,675	52.2%	8,457,859	4,598,629	54.4%	-2.2%
Benefits	3,474,577	1,651,603	47.5%	3,258,180	1,659,795	50.9%	-0.5%
Purchased Services	3,504,066	1,484,849	42.4%	3,412,670	1,368,745	40.1%	8.5%
Supplies	427,359	250,957	58.7%	391,790	222,879	56.9%	12.6%
Capital Outlay	147,227	10,698	7.3%	70,596	40,321	57.1%	-73.5%
Notes & Interest	142,229	137,363	96.6%	139,725	139,741	100.0%	-1.7%
Other Expenses	315,289	162,685	51.6%	264,021	140,146	53.1%	16.1%
Transfers Out	75,000	0	0.0%	58,504	0	0.0%	0.0%
<b>Total General Fund Expenses</b>	<b>16,708,783</b>	<b>8,197,830</b>	<b>49.1%</b>	<b>16,053,345</b>	<b>8,170,256</b>	<b>50.9%</b>	<b>0.3%</b>

Net Cash Flow Fiscal Year to Date	(930,410)	(1,141,536)
Ending Cash Balance	2,753,428	3,212,096
Outstanding Purchase Orders	1,971,722	2,536,624
Unencumbered Cash Balance	781,706	675,472
True Days Cash	17	15
Estimated Cost Per Day	45,777	43,982





- Salaries
- Fringe Benefits
- Purchased Services
- Supplies/Materials
- Capital Outlay
- Notes & Interest
- Other Expenditures
- Transfers & Advances