

# HURON CITY SCHOOL DISTRICT

## Treasurer's Report

*Betty Schwiefert, Interim Treasurer*

### Huron City Schools



#### *Monthly Financial Report - April 2022*

1. Cash Reconciliation
2. Cash Summary - All Funds
3. Disbursement Summary
4. Investment Portfolio
5. Monthly Financial Report (narrative of cash flows)
6. General Fund Financial Report (spreadsheet and graphic)
7. Federal & State Grants

Date: 05/02/2022  
Time: 12:19

HURON CITY SCHOOL DISTRICT  
Cash Reconciliation as of 04/30/2022

Page: 1

Gross Depository Balances:

Civista \$367,676.19  
Civista Credit Card Account \$20,298.78

Total Depository Balances (Gross) \$387,974.97

Adjustments to Bank Balance:

Cash in Transit to Bank \$0.00  
Outstanding Checks (\$83,355.88)  
Adjustments:

Total Adjustments to Bank Balance (\$83,355.88)

Investments:

Treasury Bonds and Notes \$0.00  
Certificate of Deposits \$0.00  
Other Securities \$0.00

Other Investments:

UBS Investments \$1,063,961.74  
5/3 Investments \$698,454.49  
STAR Ohio \$5,762,476.83

Total Investments \$7,524,893.06

Cash on Hand:

Petty Cash:  
Change Cash:  
Cash with Fiscal Agent \$0.00


Total Cash on Hand \$0.00

Total Balances \$7,829,512.15

Total Fund Balance \$7,829,512.15

Depository Clearance Accounts:

Total Clearance Account Balances \$0.00

  
Treasurer

### HURON CITY SCHOOL DISTRICT Cash Summary Report

Full Account Code	Description	Initial Cash	MTD Received	FYTD Received	MTD Expended	FYTD Expended	Fund Balance	Encumbrance	Unencumbered Balance
001-0000	GENERAL FUND	\$ 3,683,838.09	\$ 971,629.15	\$ 15,951,950.17	\$ 1,145,797.95	\$ 13,008,587.25	\$ 6,627,201.01	\$ 1,083,782.42	\$ 5,543,418.59
001-9194	BUS PURCHASE ALLOWANCE	53,368.84	0.00	0.00	0.00	53,368.84	0.00	0.00	0.00
002-9002	BOND RETIRE - HURON PUBLIC LIBRARY	305,446.79	17,570.12	282,892.47	0.79	276,211.64	312,127.62	13,475.00	298,652.62
003-9004	PERMANENT IMPROVEMENT FUND	234,292.27	109,681.21	679,429.33	4,544.66	397,495.39	516,226.21	47,925.86	468,300.35
006-0000	FOOD SERVICE FUND	150.95	89,559.38	552,779.69	54,557.22	596,635.50	(43,704.86)	66,624.66	(110,329.52)
006-9020	SANDI LUNCH FUND	12,522.46	0.00	2,000.00	0.00	0.00	14,522.46	0.00	14,522.46
007-9001	MEMORIAL SCHOLARSHIP FUND	48,385.60	4,750.00	23,502.79	0.00	29,384.55	42,503.84	1,500.00	41,003.84
007-9003	BOYS SOCCER SCHOLARSHIP	8,502.45	0.00	0.00	0.00	1,000.00	7,502.45	0.00	7,502.45
007-9004	FOOTBALL SCHOLARSHIPS	7,602.82	2,750.00	2,750.00	0.00	2,400.00	7,952.82	0.00	7,952.82
007-9005	SWIMMING SCHOLARSHIPS	1,351.89	0.00	0.00	0.00	1,000.00	351.89	0.00	351.89
007-9006	ADDISON AND OZELMA WILES SCHOLARSHIP FUND	2,230.98	0.00	0.00	0.00	0.00	2,230.98	0.00	2,230.98
007-9009	HURON STRONG - COVID-19 DONATIONS	113.17	0.00	0.00	0.00	113.17	0.00	0.00	0.00
007-9011	LEIDHEISER SCHOLARSHIP TRUST FUND	1,321.07	1,000.00	1,000.00	0.00	1,000.00	1,321.07	0.00	1,321.07
007-9015	THE POPPY MEMORIAL SCHLARSHIP FUND	6,678.00	0.00	0.00	0.00	2,000.00	4,678.00	0.00	4,678.00
007-9016	CROSS COUNTRY SCHOLARSHIP FUND	1,828.81	0.00	1,335.00	0.00	750.00	2,413.81	0.00	2,413.81
007-9017	TRACK SCHOLARSHIP FUND	2,000.00	0.00	0.00	0.00	2,000.00	0.00	0.00	0.00
007-9020	SCOTT KLAIBER MEMORIAL CROSS COUNTRY SCHOLARSHIP	6,582.00	0.00	250.00	0.00	2,000.00	4,832.00	1,000.00	3,832.00
007-9050	TIGER FUND GRANT	19,914.76	0.00	0.00	1,560.22	1,959.15	17,955.61	3,879.22	14,076.39
007-9051	WELLNESS INITIATIVE	13,212.64	0.00	9,570.00	570.00	5,818.44	16,964.20	5,113.16	11,851.04
007-9060	WOODLANDS EDUCATIONAL GARDEN	1,210.30	0.00	200.00	73.48	345.48	1,064.82	50.00	1,014.82
007-9070	HURON FALLEN SOLDIER MEMORIAL	1,171.24	0.00	0.00	0.00	0.00	1,171.24	0.00	1,171.24
007-9075	MC CORMICK FUND RAISING - DIAMOND JUBILEE	7,376.81	0.00	0.00	0.00	0.00	7,376.81	960.00	6,416.81
007-9090	SATANTA VONTHRON SCHOLARSHIP FUND	16,449.29	0.00	0.00	0.00	2,000.00	14,449.29	2,000.00	12,449.29
018-9002	HS BUILDING FUND	19,691.78	0.00	6,410.52	248.41	6,138.38	19,963.92	1,800.27	18,163.65
018-9003	MCCORMICK BUILDING FUND	9,874.66	170.00	1,348.75	175.66	235.98	10,987.43	1,867.65	9,119.78
018-9005	WOODLANDS BUILDING FUND	14,724.03	2,234.00	4,697.27	459.00	4,043.08	15,378.22	2,415.40	12,962.82
018-9006	WOODLANDS PLAYGROUND FUND	1.00	0.00	0.00	0.00	1.00	0.00	0.00	0.00
018-9007	SHAWNEE BUILDING FUND	5,815.23	0.00	2,287.98	404.38	1,836.32	6,266.89	1,323.80	4,943.09
019-9020	ERIE COUNTY MENTAL HEALTH BOARD GRANT (COMPLETED)	13.09	0.00	0.00	0.00	13.09	0.00	0.00	0.00
019-9021	OCCRRA COVID PRESCHOOL	31.15	0.00	0.00	0.00	31.15	0.00	0.00	0.00

### HURON CITY SCHOOL DISTRICT Cash Summary Report

Full Account Code	Description	Initial Cash	MID Received	FYD Received	MID Expended	FYD Expended	Fund Balance	Encumbrance	Unencumbered Balance
	GRANT (COMPLETED)								
019-9022	PROJECT LEAD THE WAY FY23	\$ 0.00	\$ 0.00	\$ 2,500.00	\$ 0.00	\$ 2,281.93	\$ 218.07	\$ 0.00	\$ 218.07
019-9023	PROJECT LEAD THE WAY FY23	0.00	0.00	15,000.00	0.00	0.00	15,000.00	0.00	15,000.00
019-9116	OHIO SPACE GRANT	556.02	0.00	0.00	0.00	536.53	19.49	0.00	19.49
019-9219	ERIE COUNTY COMMUNITY FOUNDATION GRANT FY19 (COMPLETED)	0.23	0.00	0.00	0.00	0.23	0.00	0.00	0.00
019-9319	ECCF SUMMER INTERN GRANT (COMPLETED)	0.80	0.00	0.00	0.00	0.80	0.00	0.00	0.00
022-0000	DISTRICT AGENCY FUND - PUBLIC LIBRARY	0.00	2,510.17	40,414.91	22,851.91	40,414.91	0.00	0.00	0.00
022-9016	STATE TOURNAMENT ACCOUNT	3,200.00	500.00	4,495.00	234.00	8,045.06	(350.06)	0.00	(350.06)
200-9021	CLASS OF 2021	3,263.28	0.00	0.00	0.00	3,263.28	0.00	0.00	0.00
200-9022	CLASS OF 2022	373.05	0.00	0.00	0.00	0.00	373.05	2,500.00	(2,126.95)
200-9023	CLASS OF 2023	0.00	0.00	6,700.65	833.78	3,658.93	3,041.72	6,656.04	(3,614.32)
200-9209	NATIONAL HONOR SOCIETY	4,494.62	232.00	1,032.00	174.00	1,010.00	4,516.62	300.00	4,216.62
200-9210	MCCORMICK NATIONAL HONOR SOCIETY	4,048.97	95.00	1,667.63	399.61	2,344.54	3,372.06	15.74	3,356.32
200-9211	HIGH SCHOOL YEARBOOK	9,576.24	0.00	585.00	0.00	0.00	10,161.24	0.00	10,161.24
200-9213	HIGH SCHOOL STUDENT COUNCIL	11,834.70	0.00	3,450.00	86.42	2,779.34	12,505.36	200.00	12,305.36
200-9214	TEEN LEADERSHIP CORPS	2,043.30	0.00	144.64	0.00	513.28	1,674.66	548.72	1,125.94
200-9216	HS SPEECH AND DEBATE	51.05	0.00	0.00	0.00	51.05	0.00	0.00	0.00
200-9220	MCCORMICK STUDENT COUNCIL	5,728.13	479.00	1,228.00	0.00	1,783.34	5,172.79	1,769.80	3,402.99
200-9221	HIGH SCHOOL - MODEL UN	0.00	0.00	5,500.00	0.00	5,500.00	0.00	0.00	0.00
200-9222	HIGH SCHOOL ART CLUB	1,302.39	0.00	0.00	0.00	0.00	1,302.39	0.00	1,302.39
200-9232	MCCORMICK YEARBOOK	1,504.56	0.00	571.90	792.80	1,875.80	200.66	0.00	200.66
200-9234	STEAM CONCESSIONS - MCCORMICK	592.26	0.00	2,332.00	0.00	2,112.50	811.76	79.00	732.76
200-9241	HIGH SCHOOL ACADEMIC CHALLENGE TEAM	1,192.59	0.00	0.00	0.00	250.00	942.59	0.00	942.59
300-0000	ATHLETICS - HURON CITY SCHOOLS	2,124.80	8,785.00	105,194.34	5,803.66	108,802.84	(1,483.70)	10,594.41	(12,078.11)
300-9020	HALL OF FAME BANQUET	127.67	0.00	2,575.00	0.00	2,377.03	325.64	0.00	325.64
300-9215	HURON VOCAL MUSIC PROGRAM	24,386.43	12,362.26	27,235.66	1,048.75	7,103.32	44,518.77	2,743.00	41,775.77
300-9220	BIDDY BOYS BASKETBALL	1,689.10	0.00	5,345.00	4,000.00	5,216.77	1,817.33	3,100.00	(1,282.67)
300-9221	BIDDY BASEBALL	184.10	0.00	0.00	0.00	0.00	184.10	184.10	0.00
300-9222	BIDDY BOYS GOLF	928.87	0.00	510.00	0.00	357.30	1,081.57	0.00	1,081.57
300-9223	BIDDY TRACK (BOYS AND GIRLS)	9,392.49	990.00	1,325.00	1,361.00	5,899.55	4,817.94	4,148.00	669.94
300-9224	BIDDY BOYS SOCCER	8,208.02	0.00	8,799.00	0.00	7,959.38	9,047.64	3,200.00	5,847.64
300-9225	BIDDY CHEERLEADING	4,153.49	0.00	2,015.00	234.00	1,527.35	4,641.14	450.00	4,191.14

### HURON CITY SCHOOL DISTRICT Cash Summary Report

Fund Account Code	Description	Initial Cash	MID Received	FYTD Received	MID Expended	FYTD Expended	Fund Balance	Encumbrance	Unencumbered Balance
300-9226	BIDDY CROSS COUNTRY	\$ 23,719.34	\$ 0.00	\$ 11,498.15	\$ 0.00	\$ 10,019.69	\$ 25,197.80	\$ 0.00	\$ 25,197.80
300-9227	BIDDY FOOTBALL	12,189.63	1,500.00	17,285.28	756.00	15,883.21	13,591.70	120.18	13,471.52
300-9228	BIDDY GIRLS GOLF	1,383.97	0.00	300.00	0.00	447.85	1,236.12	0.00	1,236.12
300-9229	BIDDY GIRLS SOCCER	1,702.76	690.00	2,127.00	0.00	707.17	3,122.59	0.00	3,122.59
300-9230	BIDDY GIRLS BASKETBALL	6,494.78	0.00	8,284.90	4,125.04	8,618.56	6,161.12	9,134.96	(2,973.84)
300-9232	BIDDY GIRLS TENNIS	1,609.64	0.00	158.19	0.00	1,152.62	615.21	0.00	615.21
300-9233	BIDDY SOFTBALL	8,299.51	282.00	2,988.12	64.17	1,230.20	10,057.43	1,621.86	8,435.57
300-9234	BIDDY SWIMMING	957.03	0.00	0.00	0.00	0.00	957.03	0.00	957.03
300-9235	BIDDY VOLLEYBALL	13,710.55	0.00	8,736.00	0.00	11,664.41	10,782.14	1,493.60	9,288.54
300-9236	BIDDY WRESTLING	2,896.29	0.00	2,451.25	363.00	1,901.50	3,446.04	0.00	3,446.04
300-9237	BIDDY BOWLING TEAM	3,548.89	0.00	814.00	0.00	1,323.00	3,039.89	0.00	3,039.89
300-9238	BIDDY BOYS TENNIS	296.72	0.00	0.00	0.00	0.00	296.72	0.00	296.72
401-9221	ST PETER AUXILIARY FY20 - FY21 (COMPLETED)	10,434.97	0.00	0.00	0.00	10,434.97	0.00	0.00	0.00
401-9223	ST PETER AUXILIARY FY20 - FY21 (COMPLETED)	0.00	0.00	0.00	0.00	0.00	0.00	0.00	0.00
439-9022	PUBLIC SCHOOL PRESCHOOL GRANT FY22	0.00	14,993.20	51,619.42	7,496.42	51,619.42	0.00	0.00	0.00
451-9022	PUBLIC SCHOOLS CONNECTIVITY	0.00	0.00	7,200.00	0.00	7,200.00	0.00	0.00	0.00
467-9020	STUDENT WELLNESS & SUPPORT RESTRICTED FUNDS	254,452.96	0.00	0.00	9,051.64	234,493.17	19,959.79	11,944.01	8,015.78
499-9020	SCHOOL SAFETY GRANT	3,485.40	0.00	0.00	0.00	1,729.04	1,756.36	0.00	1,756.36
499-9121	FY21 STATE BUS PURCHASING (FER APPROVED)	0.00	0.00	16,450.37	0.00	16,450.37	0.00	0.00	0.00
507-9021	ESSER I	5,382.01	0.00	57,015.29	0.00	62,397.30	0.00	0.00	0.00
507-9023	ESSER II	121,251.07	83,125.28	492,570.09	34,719.26	615,287.18	(1,466.02)	42,818.08	(44,284.10)
516-9022	IDEA-B SPECIAL EDUCATION	0.00	43,124.30	222,873.11	23,415.12	227,363.08	(4,489.97)	5,353.96	(9,843.93)
572-9022	TITLE I IMPROVING BASIC PROGRAMS	0.00	30,221.32	136,798.55	18,126.80	157,248.42	(20,449.87)	7,296.66	(27,746.53)
572-9122	FY22 EXPANDING OPPORTUNITIES GRANT	0.00	4,713.00	4,713.00	0.00	4,713.00	0.00	0.00	0.00
584-9022	FY22 STUDENT SUPPORT & ACADEMIC ENRICHMENT	0.00	12,729.12	20,649.04	9,662.15	17,808.22	2,840.82	3,226.61	(385.79)
587-9022	IDEA EARLY CHILDHOOD SPECIAL EDUCATION	0.00	3,041.74	11,388.88	2,293.92	11,388.88	0.00	0.00	0.00
590-9022	FY22 SUPPORTING EFFECTIVE INSTRUCTION	0.00	14,657.89	27,185.85	480.33	9,979.16	17,206.69	3,500.00	13,706.69
<b>Grand Total</b>		<b>\$ 5,058,474.85</b>	<b>\$ 1,434,375.14</b>	<b>\$ 18,864,131.19</b>	<b>\$ 1,356,765.55</b>	<b>\$ 16,093,093.89</b>	<b>\$ 7,829,512.15</b>	<b>\$ 1,356,716.17</b>	<b>\$ 6,472,795.98</b>

Reporting Period: April 2022 (FY 2022)  
 Start Date: 040122  
 End Date: 04302022

5/2/22 1:05 PM

### HURON CITY SCHOOL DISTRICT Disbursement Summary Report

Reference Number	Check Number	Type	Date	Name	Vendor #	Status	Reconcile Date	Void Date	Amount
23764	0	ACCOUNTS_PAYA BLE	4/7/2022	VONTHRON SCHOLARSHIP FUND	8034	VOID		4/7/2022	\$ 420.00
23783	0	ACCOUNTS_PAYA BLE	4/8/2022	GORDON FOOD SERVICE INC	900040	RECONCILED	4/14/2022		8,706.60
23728	6988	ACCOUNTS_PAYA BLE	4/5/2022	CAPITAL ONE PUBLIC FUNDING LLC	900039	RECONCILED	4/14/2022		5,880.43
23763	6989	PAYROLL	4/5/2022	HURON CITY SCHOOL DISTRICT		RECONCILED	4/20/2022		344,706.95
23770	6990	ACCOUNTS_PAYA BLE	4/7/2022	HURON CITY SCHOOLS FOR MEDICAR	900011	RECONCILED	4/7/2022		4,728.10
23767	6991	ACCOUNTS_PAYA BLE	4/7/2022	DANA FANTOZZ- SKAVNAK	6169	RECONCILED	4/7/2022		39.78
23766	6992	ACCOUNTS_PAYA BLE	4/7/2022	STEVEN MYERS	13042	RECONCILED	4/7/2022		42.12
23769	6993	ACCOUNTS_PAYA BLE	4/7/2022	TRACY GADD	300836	RECONCILED	4/7/2022		18.72
23768	6994	ACCOUNTS_PAYA BLE	4/7/2022	VICTORIA J MEADOWS	14002	RECONCILED	4/7/2022		42.12
23802	6995	ACCOUNTS_PAYA BLE	4/26/2022	GORDON FOOD SERVICE INC	900040	RECONCILED	4/27/2022		4,318.23
23794	6996	ACCOUNTS_PAYA BLE	4/11/2022	HURON EMPLOYEE INSURANCE	900009	RECONCILED	4/19/2022		141,612.85
23792	6997	ACCOUNTS_PAYA BLE	4/11/2022	VISION SERVICE PLAN	900028	RECONCILED	4/19/2022		1,756.46
23793	6998	ACCOUNTS_PAYA BLE	4/11/2022	OHIO SCHOOLS COUNCIL	900006	RECONCILED	4/19/2022		687.50
23790	6999	PAYROLL	4/19/2022	HURON CITY SCHOOL DISTRICT		RECONCILED	4/19/2022		342,001.77
23791	7000	ACCOUNTS_PAYA BLE	4/19/2022	HURON CITY SCHOOLS FOR MEDICAR	900011	RECONCILED	4/19/2022		4,713.87
23795	7001	ACCOUNTS_PAYA BLE	4/19/2022	STATE TEACHERS RETIREMENT	900001	RECONCILED	4/19/2022		88,448.00
23796	7002	ACCOUNTS_PAYA BLE	4/19/2022	SCHOOL EMPLOYEES RETIREMENT	900002	RECONCILED	4/19/2022		25,712.00
23797	7003	ACCOUNTS_PAYA BLE	4/19/2022	HOLLY CHARVILLE	301038	RECONCILED	4/19/2022		88.25
23799	7004	ACCOUNTS_PAYA BLE	4/19/2022	DENNIS ANTONELLI	303062	RECONCILED	4/19/2022		15.06
23798	7005	ACCOUNTS_PAYA BLE	4/19/2022	TYLER MEES	303406	RECONCILED	4/19/2022		21.06

Reporting Period: April 2022 (FY 2022)  
 Start Date: 040122  
 End Date: 04302022

5/2/22 1:05 PM

### HURON CITY SCHOOL DISTRICT Disbursement Summary Report

Reference Number	Check Number	Type	Date	Name	Vendor #	Status	Reconcile Date	Void Date	Amount
23804	7006	ACCOUNTS_PAYA BLE	4/27/2022	SCHOOL EMPLOYEES RETIREMENT	900023	RECONCILED	4/27/2022		\$ 30.46
23809	7007	ACCOUNTS_PAYA BLE	4/28/2022	GORDON FOOD SERVICE INC	900040	RECONCILED	4/28/2022		4,219.45
23803	7008	ACCOUNTS_PAYA BLE	4/26/2022	SCHOOL EMPLOYEES RETIREMENT	900023	RECONCILED	4/27/2022		45.70
23810	7009	ACCOUNTS_PAYA BLE	4/20/2022	GORDON FOOD SERVICE INC	900040	RECONCILED	4/28/2022		3,668.75
23806	7010	ACCOUNTS_PAYA BLE	4/27/2022	AMERICAN FIDELITY ASSURANCE CO	900013	VOID		4/28/2022	0.00
23811	7011	ACCOUNTS_PAYA BLE	4/28/2022	AMERICAN FIDELITY ASSURANCE CO	900013	RECONCILED	4/28/2022		5,863.26
23860	7012	ACCOUNTS_PAYA BLE	4/29/2022	SCHOOL EMPLOYEES RETIREMENT	900023	RECONCILED	4/29/2022		15.23
23861	7013	ACCOUNTS_PAYA BLE	4/29/2022	Educators Preferred Corporation	303397	RECONCILED	4/29/2022		17,735.80
23729	109458	ACCOUNTS_PAYA BLE	4/5/2022	AMERICAN EXPRESS	300290	RECONCILED	4/28/2022		1,976.93
23740	109459	ACCOUNTS_PAYA BLE	4/6/2022	REPUBLIC SERVICES #263	302029	RECONCILED	4/7/2022		4,257.30
23761	109460	ACCOUNTS_PAYA BLE	4/6/2022	ALTITUDE HEADQUARTERS	301214	RECONCILED	4/29/2022		700.00
23738	109461	ACCOUNTS_PAYA BLE	4/6/2022	APPLE COMPUTER INC	1313	RECONCILED	4/29/2022		1,199.00
23751	109462	ACCOUNTS_PAYA BLE	4/6/2022	BAY AREA GAS CONSORTIUM	2529	RECONCILED	4/29/2022		3,525.24
23752	109463	ACCOUNTS_PAYA BLE	4/6/2022	CINTAS CORPORATION LOC. 318	3492	RECONCILED	4/29/2022		31.99
23750	109464	ACCOUNTS_PAYA BLE	4/6/2022	COMDOC INC	302968	RECONCILED	4/14/2022		5,727.69
23742	109465	ACCOUNTS_PAYA BLE	4/6/2022	CRISIS PREVENTION INSTITUTE,	302772	RECONCILED	4/29/2022		751.68
23739	109466	ACCOUNTS_PAYA BLE	4/6/2022	DOMINO'S PIZZA INC #2265	4090	RECONCILED	4/29/2022		833.78
23743	109467	ACCOUNTS_PAYA BLE	4/6/2022	DWELLE FARMS, LLC	303529	RECONCILED	4/29/2022		400.00
23754	109468	ACCOUNTS_PAYA BLE	4/6/2022	ENVIRONMENTA L WATER	301181	RECONCILED	4/29/2022		75.00
23734	109469	ACCOUNTS_PAYA BLE	4/6/2022	ERIE COUNTY	5014	RECONCILED	4/29/2022		4,161.47

Reporting Period: April 2022 (FY 2022)  
 Start Date: 040122  
 End Date: 04302022

5/2/22 1:05 PM

### HURON CITY SCHOOL DISTRICT Disbursement Summary Report

Reference Number	Check Number	Type	Date	Name	Vendor #	Status	Reconcile Date	Void Date	Amount
23753	109470	ACCOUNTS_PAYA BLE	4/6/2022	GAME ONE	301862	RECONCILED	4/29/2022		\$ 90.00
23762	109471	ACCOUNTS_PAYA BLE	4/6/2022	HAND2MIND, INC	303521	RECONCILED	4/29/2022		279.99
23746	109472	ACCOUNTS_PAYA BLE	4/6/2022	HURON ACE HARDWARE	3213	RECONCILED	4/29/2022		18.57
23736	109473	ACCOUNTS_PAYA BLE	4/6/2022	HURON, CITY OF	8039	RECONCILED	4/29/2022		3,807.44
23757	109474	ACCOUNTS_PAYA BLE	4/6/2022	IMAGE MARKET	9139	RECONCILED	4/29/2022		323.75
23759	109475	ACCOUNTS_PAYA BLE	4/6/2022	MATT JACOBS	303528	RECONCILED	4/29/2022		363.00
23749	109476	ACCOUNTS_PAYA BLE	4/6/2022	JONES SCHOOL SUPPLY COMPANY	302518	RECONCILED	4/29/2022		86.42
23741	109477	ACCOUNTS_PAYA BLE	4/6/2022	JOSTENS INC	300371	RECONCILED	4/7/2022		792.80
23758	109478	ACCOUNTS_PAYA BLE	4/6/2022	JR FUNDING SUPPORT SERVICES	300007	RECONCILED	4/29/2022		850.00
23744	109479	ACCOUNTS_PAYA BLE	4/6/2022	JULIAN & GRUBE INC	20071	RECONCILED	4/29/2022		4,440.00
23755	109480	ACCOUNTS_PAYA BLE	4/6/2022	LAKESHORE LEARNING MATERIALS	12368	RECONCILED	4/14/2022		149.47
23745	109481	ACCOUNTS_PAYA BLE	4/6/2022	LUCKY STONE PROMOTIONS, LTD	303036	RECONCILED	4/29/2022		1,257.75
23737	109482	ACCOUNTS_PAYA BLE	4/6/2022	NEFF COMPANY	14029	RECONCILED	4/29/2022		597.24
23735	109483	ACCOUNTS_PAYA BLE	4/6/2022	NORTH POINT EDUCATIONAL	5011	RECONCILED	4/29/2022		6,000.00
23756	109484	ACCOUNTS_PAYA BLE	4/6/2022	OASSA	15032	RECONCILED	4/29/2022		234.00
23760	109485	ACCOUNTS_PAYA BLE	4/6/2022	OHIO EDISON COMPANY	15004	RECONCILED	4/29/2022		49.20
23733	109486	ACCOUNTS_PAYA BLE	4/6/2022	ORIENTAL TRADING CO INC	15403	RECONCILED	4/29/2022		172.52
23747	109487	ACCOUNTS_PAYA BLE	4/6/2022	RACHEL WIXEY AND ASSOCIATES LLC	302958	RECONCILED	4/29/2022		2,500.88
23730	109488	ACCOUNTS_PAYA BLE	4/6/2022	RAPID WRISTBANDS	303522	RECONCILED	4/29/2022		174.00
23748	109489	ACCOUNTS_PAYA BLE	4/6/2022	RETTIG MUSIC INC	13109	RECONCILED	4/29/2022		90.00
23732	109490	ACCOUNTS_PAYA BLE	4/6/2022	Keith Fabor	20089	RECONCILED	4/29/2022		246.00
23731	109491	ACCOUNTS_PAYA	4/6/2022	VINSON GROUP,	303174	RECONCILED	4/29/2022		8,739.99



Reporting Period: April 2022 (FY 2022)  
 Start Date: 040122  
 End Date: 04302022

5/2/22 1:05 PM

**HURON CITY SCHOOL DISTRICT  
 Disbursement Summary Report**

Reference Number	Check Number	Type	Date	Name	Vendor #	Status	Reconcile Date	Void Date	Amount
		BLE		LLC					
23765	109492	ACCOUNTS_PAYA	4/7/2022	HURON CITY	8034	RECONCILED	4/7/2022		\$ 420.00
		BLE		SCHOOLS					
23771	109493	ACCOUNTS_PAYA	4/7/2022	TOFT DAIRY INC	600014	RECONCILED	4/29/2022		2,177.33
		BLE							
23779	109494	ACCOUNTS_PAYA	4/7/2022	CINTAS	3492	RECONCILED	4/29/2022		31.99
		BLE		CORPORATION					
				LOC. 318					
23773	109495	ACCOUNTS_PAYA	4/7/2022	DOMINO'S PIZZA	4090	RECONCILED	4/29/2022		969.33
		BLE		INC #2265					
23781	109496	ACCOUNTS_PAYA	4/7/2022	HILTI INC	300189	RECONCILED	4/29/2022		796.83
		BLE							
23777	109497	ACCOUNTS_PAYA	4/7/2022	LATANICK	303484	RECONCILED	4/29/2022		325.00
		BLE		EQUIPMENT, INC					
23772	109498	ACCOUNTS_PAYA	4/7/2022	NAPA	301961	RECONCILED	4/29/2022		678.10
		BLE							
23778	109499	ACCOUNTS_PAYA	4/7/2022	NEW ERA	303526	RECONCILED	4/29/2022		12,500.00
		BLE		SURFACING LLC					
23776	109500	ACCOUNTS_PAYA	4/7/2022	NORTH POINT	5011	RECONCILED	4/29/2022		8,535.75
		BLE		EDUCATIONAL					
23775	109501	ACCOUNTS_PAYA	4/7/2022	PERKINS HIGH	16054	RECONCILED	4/29/2022		150.00
		BLE		SCHOOL/ATHLETI					
				C					
23780	109502	ACCOUNTS_PAYA	4/7/2022	PIERRE'S	16156	RECONCILED	4/29/2022		53.00
		BLE		QUICKPRINT					
23782	109503	ACCOUNTS_PAYA	4/7/2022	UPS	303283	RECONCILED	4/29/2022		100.35
		BLE							
23774	109504	ACCOUNTS_PAYA	4/7/2022	UNITY SCHOOL	302354	RECONCILED	4/29/2022		99.00
		BLE		BUS PART, INC.					
23784	109505	ACCOUNTS_PAYA	4/8/2022	TOFT DAIRY INC	600014	RECONCILED	4/29/2022		2,278.11
		BLE							
23788	109506	ACCOUNTS_PAYA	4/8/2022	BROWN SUPPLY	2380	RECONCILED	4/29/2022		188.66
		BLE		COMPANY					
23785	109507	ACCOUNTS_PAYA	4/8/2022	Hylant	303302	RECONCILED	4/29/2022		398.00
		BLE		Administrative					
				Services, LLC					
23787	109508	ACCOUNTS_PAYA	4/8/2022	QUADIENT	301538	RECONCILED	4/29/2022		468.39
		BLE		LEASING USA,					
				INC.					
23786	109509	ACCOUNTS_PAYA	4/8/2022	SC STRATEGIC	301386	RECONCILED	4/29/2022		1,550.80
		BLE		SOLUTIONS					
23789	109510	REFUND	4/14/2022	ELLA MAZUR	303532	RECONCILED	4/29/2022		25.00
23800	109511	ACCOUNTS_PAYA	4/20/2022	HURON PUBLIC	8036	RECONCILED	4/29/2022		22,851.82
		BLE		LIBRARY					
23801	109512	ACCOUNTS_PAYA	4/26/2022	OMEA	301861	OUTSTANDING			250.00
		BLE							
23805	109513	ACCOUNTS_PAYA	4/27/2022	SUNRISE	19664	RECONCILED	4/27/2022		6,414.35
		BLE		COOPERATIVE					

Reporting Period: April 2022 (FY 2022)  
 Start Date: 040122  
 End Date: 04302022

5/2/22 1:05 PM

### HURON CITY SCHOOL DISTRICT Disbursement Summary Report

Reference Number	Check Number	Type	Date	Name	Vendor #	Status	Reconcile Date	Void Date	Amount
23807	109514	ACCOUNTS_PAYA BLE	4/27/2022	SAM'S CLUB / SYCRONY BANK	19979	RECONCILED	4/28/2022		\$ 140.03
23808	109515	ACCOUNTS_PAYA BLE	4/27/2022	AMAZON CAPITAL SERIVES INC	303148	RECONCILED	4/28/2022		2,439.77
23814	109516	ACCOUNTS_PAYA BLE	4/28/2022	A V LAKE CONSTRUCTION CO INC	1003	OUTSTANDING			500.00
23840	109517	ACCOUNTS_PAYA BLE	4/28/2022	APPLE COMPUTER INC	1313	OUTSTANDING			835.00
23830	109518	ACCOUNTS_PAYA BLE	4/28/2022	BAUMSPAGE.CO M LLC	301411	OUTSTANDING			88.74
23836	109519	ACCOUNTS_PAYA BLE	4/28/2022	BRICKER & ECKLER, LLP	423	OUTSTANDING			1,943.00
23825	109520	ACCOUNTS_PAYA BLE	4/28/2022	BSN SPORTS, LLC	301544	RECONCILED	4/29/2022		567.98
23853	109521	ACCOUNTS_PAYA BLE	4/28/2022	BUCKEYE BROADBAND, INC	303008	OUTSTANDING			85.06
23818	109522	ACCOUNTS_PAYA BLE	4/28/2022	TELESYSTEM	301007	OUTSTANDING			862.58
23826	109523	ACCOUNTS_PAYA BLE	4/28/2022	MILLENNIUM OPERATIONS LLC	303228	OUTSTANDING			8,000.00
23820	109524	ACCOUNTS_PAYA BLE	4/28/2022	CINTAS CORPORATION LOC. 318	3492	OUTSTANDING			98.96
23821	109525	ACCOUNTS_PAYA BLE	4/28/2022	CLASSIC AUTO & MARINE INC	3372	OUTSTANDING			829.14
23819	109526	ACCOUNTS_PAYA BLE	4/28/2022	COLONIAL GARDENS	3084	OUTSTANDING			150.00
23823	109527	ACCOUNTS_PAYA BLE	4/28/2022	COLUMBIA GAS OF OHIO	3249	OUTSTANDING			3,867.76
23858	109528	ACCOUNTS_PAYA BLE	4/28/2022	CORNELL'S FOODS INC	8261	OUTSTANDING			122.94
23857	109529	ACCOUNTS_PAYA BLE	4/28/2022	DELUCA PLUMBING INC	4004	OUTSTANDING			8,923.04
23837	109530	ACCOUNTS_PAYA BLE	4/28/2022	DOMINO'S PIZZA INC #2265	4090	OUTSTANDING			640.44
23841	109531	ACCOUNTS_PAYA BLE	4/28/2022	ERIE COUNTY	5083	OUTSTANDING			8,867.00
23855	109532	ACCOUNTS_PAYA BLE	4/28/2022	ESC OF LORAIN COUNTY	6035	OUTSTANDING			724.46
23850	109533	ACCOUNTS_PAYA BLE	4/28/2022	FINAL FORMS	303159	OUTSTANDING			89.00
23844	109534	ACCOUNTS_PAYA BLE	4/28/2022	FIRELANDS CORPORATE HEALTH CTR	6202	OUTSTANDING			55.00
23852	109535	ACCOUNTS_PAYA BLE	4/28/2022	FIRELANDS REGIONAL MED	6045	OUTSTANDING			3,127.60

Reporting Period: April 2022 (FY 2022)  
 Start Date: 040122  
 End Date: 04302022

5/2/22 1:05 PM

**HURON CITY SCHOOL DISTRICT  
 Disbursement Summary Report**

Reference Number	Check Number	Type	Date	Name	Vendor #	Status	Reconcile Date	Void Date	Amount
				CTR					
23815	109536	ACCOUNTS_PAYA BLE	4/28/2022	HAMMER- HUBER'S INC	302107	OUTSTANDING			\$ 137.95
23856	109537	ACCOUNTS_PAYA BLE	4/28/2022	HURON ACE HARDWARE	3213	OUTSTANDING			85.48
23846	109538	ACCOUNTS_PAYA BLE	4/28/2022	JB ROOFING, A TECTA AMERICA	302834	OUTSTANDING			1,800.00
23838	109539	ACCOUNTS_PAYA BLE	4/28/2022	JOSTENS INC	10005	RECONCILED	4/29/2022		557.57
23813	109540	ACCOUNTS_PAYA BLE	4/28/2022	LEARNWELL	303525	OUTSTANDING			239.40
23835	109541	ACCOUNTS_PAYA BLE	4/28/2022	LUCKY STONE PROMOTIONS, LTD	303036	OUTSTANDING			177.00
23822	109542	ACCOUNTS_PAYA BLE	4/28/2022	NAPA	301961	OUTSTANDING			4.95
23828	109543	ACCOUNTS_PAYA BLE	4/28/2022	NORTH CENTRAL OHIO EDUCATIONAL	300816	OUTSTANDING			1,485.33
23833	109544	ACCOUNTS_PAYA BLE	4/28/2022	NORTH POINT EDUCATIONAL	5011	RECONCILED	4/29/2022		115,613.60
23839	109545	ACCOUNTS_PAYA BLE	4/28/2022	OASSA	15032	OUTSTANDING			234.00
23824	109546	ACCOUNTS_PAYA BLE	4/28/2022	OHIO ASSOCIATION FOR PUPIL TRANSPORTATIO N	300888	OUTSTANDING			400.00
23845	109547	ACCOUNTS_PAYA BLE	4/28/2022	OHIO EDISON COMPANY	15005	OUTSTANDING			11,527.50
23816	109548	ACCOUNTS_PAYA BLE	4/28/2022	OHIO EDISON COMPANY	15004	OUTSTANDING			573.91
23817	109549	ACCOUNTS_PAYA BLE	4/28/2022	OSBA	15008	OUTSTANDING			3,752.72
23842	109550	ACCOUNTS_PAYA BLE	4/28/2022	PERKINS HIGH SCHOOL/ATHLETI C	16054	RECONCILED	4/29/2022		300.00
23851	109551	ACCOUNTS_PAYA BLE	4/28/2022	POINT SPRING & DRIVESHAFT CO	16633	OUTSTANDING			633.91
23832	109552	ACCOUNTS_PAYA BLE	4/28/2022	PRESIDENT'S EDUCATION AWARDS	16677	OUTSTANDING			175.66
23847	109553	ACCOUNTS_PAYA BLE	4/28/2022	PULSE PRINTING LLC	303524	OUTSTANDING			1,271.00
23812	109554	ACCOUNTS_PAYA BLE	4/28/2022	RACHEL WIXEY AND ASSOCIATES LLC	302958	OUTSTANDING			6,514.23
23848	109555	ACCOUNTS_PAYA	4/28/2022	SAFE HARBOR	303244	OUTSTANDING			2,880.00

Reporting Period: April 2022 (FY 2022)

5/2/22 1:05 PM

Start Date: 040122

End Date: 04302022

**HURON CITY SCHOOL DISTRICT  
Disbursement Summary Report**

Reference Number	Check Number	Type	Date	Name	Vendor #	Status	Reconcile Date	Void Date	Amount
		BLE		SECURITY & FIRE LLC					
23827	109556	ACCOUNTS_PAYA	4/28/2022	SAN BAY COMPANY	19005	OUTSTANDING			\$ 2,249.05
23843	109557	ACCOUNTS_PAYA	4/28/2022	SC STRATEGIC SOLUTIONS	301386	OUTSTANDING			105.00
23849	109558	ACCOUNTS_PAYA	4/28/2022	STAPLES ADVANTAGE	19987	RECONCILED	4/29/2022		50.90
23834	109559	ACCOUNTS_PAYA	4/28/2022	SUBURBAN SCHOOL TRANSPORTATIO N	302674	OUTSTANDING			4,191.52
23829	109560	ACCOUNTS_PAYA	4/28/2022	BREWER- GARRETT	302975	OUTSTANDING			1,495.30
23854	109561	ACCOUNTS_PAYA	4/28/2022	VERIZON WIRELESS	22010	OUTSTANDING			274.04
23831	109562	ACCOUNTS_PAYA	4/28/2022	WHITE HOUSE ARTESIAN SPRINGS	23058	OUTSTANDING			25.50
23859	109563	ACCOUNTS_PAYA	4/29/2022	CAPITAL ONE COMMERCIAL	302854	RECONCILED	4/29/2022		1,440.23
<b>Grand Total</b>									<b>\$ 1,322,856.68</b>

**Huron City School District**

**Investment Portfolio**

**As of April 30, 2022**

**Star Ohio**

Money Market

<u>Term</u>	<u>Amount</u>	<u>Interest</u>	<u>Interest Paid</u>	<u>Maturity</u>
n/a	\$5,762,476.83	0.41%	monthly	n/a

**UBS**

Fixed Income

<u>Term</u>	<u>Amount</u>	<u>Interest</u>	<u>Interest Paid</u>	<u>Maturity</u>
Varies	\$1,063,961.74	varies	monthly	varies

**Fifth Third**

Money Market

<u>Term</u>	<u>Amount</u>	<u>Interest</u>	<u>Interest Paid</u>	<u>Maturity</u>
n/a	\$698,454.49	varies	monthly	n/a

**Total**                    **\$7,524,893.06**



# Monthly Financial Report

Fiscal Year 2022 Revenue and Expenditure Activity Through April

# Table of Contents

FISCAL YEAR 2022 REVENUE AND EXPENDITURE ANALYSIS THROUGH APRIL	3
FISCAL YEAR 2022 MONTHLY REVENUE ANALYSIS - APRIL	4
FISCAL YEAR 2022 REVENUE ANALYSIS - JULY - APRIL	5
FISCAL YEAR 2022 MONTHLY EXPENDITURE ANALYSIS - APRIL	6
FISCAL YEAR 2022 EXPENDITURE ANALYSIS - JULY - APRIL	7

# FISCAL YEAR 2022 REVENUE AND EXPENDITURE ANALYSIS THROUGH APRIL

## 1. ACTUAL COMPARED TO FORECAST VARIANCE AND NET FAVORABILITY ANALYSIS

CURRENT YEAR-TO-DATE  
REVENUE COLLECTIONS  
INDICATE A

**\$705,668**

FAVORABLE COMPARED TO  
FORECAST

CURRENT YEAR-TO-DATE  
EXPENDITURES INDICATE A

**\$247,573**

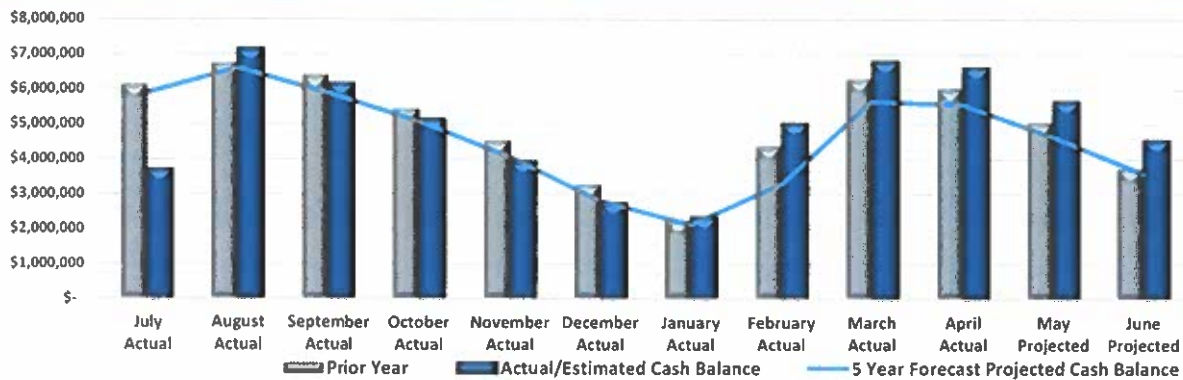
FAVORABLE COMPARED TO  
FORECAST

POTENTIAL NET IMPACT  
WOULD RESULT IN A

**\$953,241**

FAVORABLE IMPACT ON THE  
CASH BALANCE

## 2. VARIANCE AND CASH BALANCE COMPARISON



CURRENT MONTHLY CASH FLOW  
ESTIMATES A JUNE 30, 2022 CASH  
BALANCE OF

**\$4,550,958**

Current monthly cash flow estimates, including actual data through April indicate that the June 30, 2022 cash balance will be \$4,550,958, which is \$953,241 more than the five year forecast of \$3,597,717.

June 30 ESTIMATED CASH  
BALANCE IS

**\$953,241**

MORE THAN THE  
FORECAST/BUDGET AMOUNT

## 3. FISCAL YEAR 2022 REVENUE SHORTFALL/SURPLUS ANALYSIS (BASED UPON ACTUAL/ESTIMATED VARIANCE)

FY 2021 June Cash  
Balance

\$3,737,207

Estimated  
FY 2022 June  
Cash Balance

\$4,550,958

OPERATING SURPLUS OF

**\$813,751**

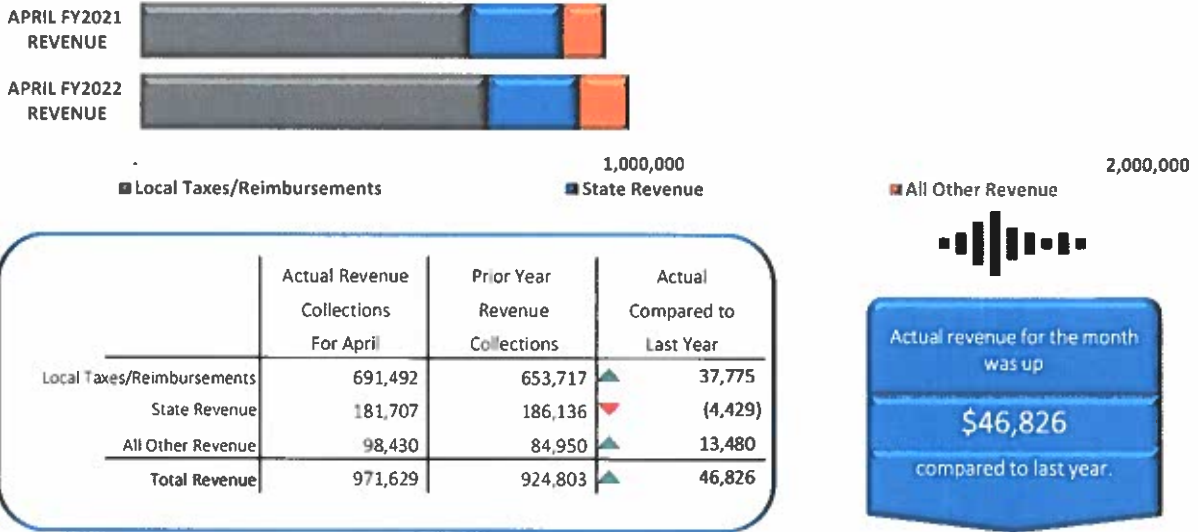
WILL INCREASE THE CASH BALANCE  
BY THE END OF THE FISCAL YEAR

Current cash flow monthly trend-estimates indicate this year's ending June 30 cash balance will INCREASE \$813,751 compared to last fiscal year ending June 30. This surplus outcome is the result of the cash flow revenue estimate of \$16,533,343 totaling more than estimated cash flow expenditures of \$15,719,592.



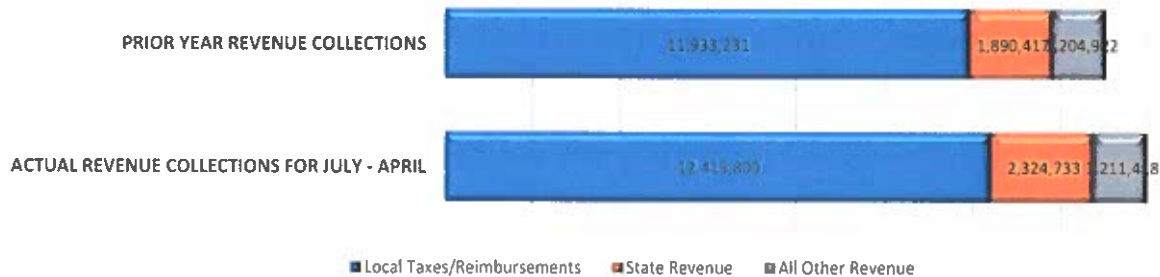
# FISCAL YEAR 2022 MONTHLY REVENUE ANALYSIS - APRIL

## 1. APRIL REVENUE COLLECTIONS COMPARED TO PRIOR YEAR



Overall total revenue for April is up 5.1% (\$46,826). The largest change in this April's revenue collected compared to April of FY2021 is lower tuition and patron payments (-\$57,017) and higher unrestricted fed (\$48,924). A single month's results can be skewed compared to a prior year because of the timing of revenue received.

## 2. ACTUAL REVENUE RECEIVED THROUGH APRIL COMPARED TO THE PRIOR YEAR



COMPARED TO THE SAME PERIOD, TOTAL REVENUES ARE

**\$923,380**

HIGHER THAN THE PREVIOUS YEAR

Fiscal year-to-date General Fund revenue collected totaled \$15,951,950 through April, which is \$923,380 or 6.1% higher than the amount collected last year. The largest difference in revenue when comparing current year-to-date revenue collected through April to the same period last year is local taxes revenue coming in \$421,304 higher compared to the previous year, followed by unrestricted grants in aid coming in \$364,379 higher.

## FISCAL YEAR 2022 REVENUE ANALYSIS - JULY - APRIL

### 3. POSSIBLE CASH FLOW VARIANCE FROM FORECAST DUE TO FYTD ACTUAL RESULTS

CURRENT YEAR-TO-DATE REVENUE  
COLLECTIONS INDICATE A

**\$705,668**

FAVORABLE COMPARED TO  
FORECAST

	Forecast Annual Revenue Estimates	Cash Flow Actual/Estimated Calculated Annual Amount	Current Year Forecast Compared to Actual/Estimated
Loc. Taxes/Reimbur.	12,284,449	12,440,960	156,511
State Revenue	2,811,354	2,691,145	(120,209)
All Other Revenue	731,872	1,401,237	669,365
<b>Total Revenue</b>	<b>15,827,675</b>	<b>16,533,343</b>	<b>705,668</b>

The top two categories (tuition and patron payments and unrestricted grants in aid), represents 39.5% of the variance between current revenue estimates and the amounts projected in the five year forecast.

The total variance of \$705,668 (current revenue estimates vs. amounts projected in the five year forecast) is equal to 4.46% forecast annual revenue


#### Top Forecast vs. Cash Flow Actual/Estimated Amounts

Variance Based on Actual/Estimated Annual Amount	Expected Over/(Under) Forecast
Tuition and Patron Payments ▲	428,682
Unrestricted Grants In Aid ▼	(149,626)
Unrestricted Fed ▲	149,426
Local Taxes ▲	137,384
All Other Revenue Categories ▲	139,802
<b>Total Revenue ▲</b>	<b>705,668</b>

### 4. REVENUE VARIANCE ANALYSIS OF POTENTIAL IMPACT

Results through April indicate a favorable variance of \$705,668 compared to the forecast total annual revenue. This means the forecast cash balance could be improved.

The fiscal year is % complete. Monthly cash flow, comprised of 0 actual months plus 12 estimated months indicates revenue totaling \$16,533,343 which is \$705,668 more than total revenue projected in the district's current forecast of \$15,827,675



# FISCAL YEAR 2022 MONTHLY EXPENDITURE ANALYSIS - APRIL

## 1. APRIL EXPENDITURES COMPARED TO PRIOR YEAR



	Actual Expenses For April	Prior Year Expenditure Incurred	Actual Compared to Last Year
Salaries and Benefits	873,822	895,722	(21,900)
Purchased Services	240,119	304,314	(64,195)
All Other Expenses	31,858	(5,476)	37,334
<b>Total Expenditures</b>	<b>1,145,798</b>	<b>1,194,559</b>	<b>(48,761)</b>

Actual expenses for the month was down  
**\$48,761**  
 compared to last year.

Overall total expenses for April are down -4.1% (-\$48,761). The largest change in this April's expenses compared to April of FY2021 is lower tuition and similar payments (-\$63,813), higher equipment (\$33,118) and lower regular certified salaries (-\$15,403). A single month's results can be skewed compared to a prior year because of the timing when expenses are incurred.

## 2. ACTUAL EXPENSES INCURRED THROUGH APRIL COMPARED TO THE PRIOR YEAR



	Actual Expenses For July - April	Prior Year Expenditures Incurred	Actual Compared to Last Year
Salaries and Benefits	9,730,263	9,909,081	(178,818)
Purchased Services	2,451,220	2,691,423	(240,204)
All Other Expenses	880,473	810,434	70,039
<b>Total Expenditures</b>	<b>13,061,956</b>	<b>13,410,938</b>	<b>(348,982)</b>

Compared to the same period, total expenditures are  
**\$348,982**  
 lower than the previous year

Fiscal year-to-date General Fund expenses totaled \$13,061,956 through April, which is -\$348,982 or -2.6% lower than the amount expended last year. The largest difference in expenditures when comparing current year-to-date expenditures through April to the same period last year is that tuition and similar payments costs are -\$371,431 lower compared to the previous year, followed by regular certified salaries coming in -\$130,488 lower and regular classified salaries coming in -\$68,110 lower.

## FISCAL YEAR 2022 EXPENDITURE ANALYSIS - JULY - APRIL

### 3. POSSIBLE CASH FLOW VARIANCE FROM FORECAST DUE TO FYTD ACTUAL RESULTS

**CURRENT YEAR-TO-DATE  
EXPENDITURES INDICATE A**

**\$247,573**

**FAVORABLE COMPARED TO  
FORECAST**

	Forecasted Annual Expenses	Cash Flow Actual/Estimated Calculated Annual Amount	Forecasted amount compared to Actual/Estimated
Salaries and Benefits	11,870,318	11,553,004	▼ (317,314)
Purchased Services	2,939,747	3,130,757	▲ 191,010
All Other Expenses	1,157,100	1,035,831	▼ (121,269)
<b>Total Expenditures</b>	<b>15,967,165</b>	<b>15,719,592</b>	<b>▼ (247,573)</b>

#### Top Forecast vs. Cash Flow Actual/Estimated Amounts

Variance Based on Actual/Estimated Annual Amount	Expected Over/(Under) Forecast
Regular Certified Salaries	▼ (310,168)
Tuition and Similar Payments	▲ 254,277
Professional and Technical Services	▼ (151,498)
Regular Classified Salaries	▼ (100,040)
All Other Expense Categories	▲ 59,856
<b>Total Expenses</b>	<b>▼ (247,573)</b>

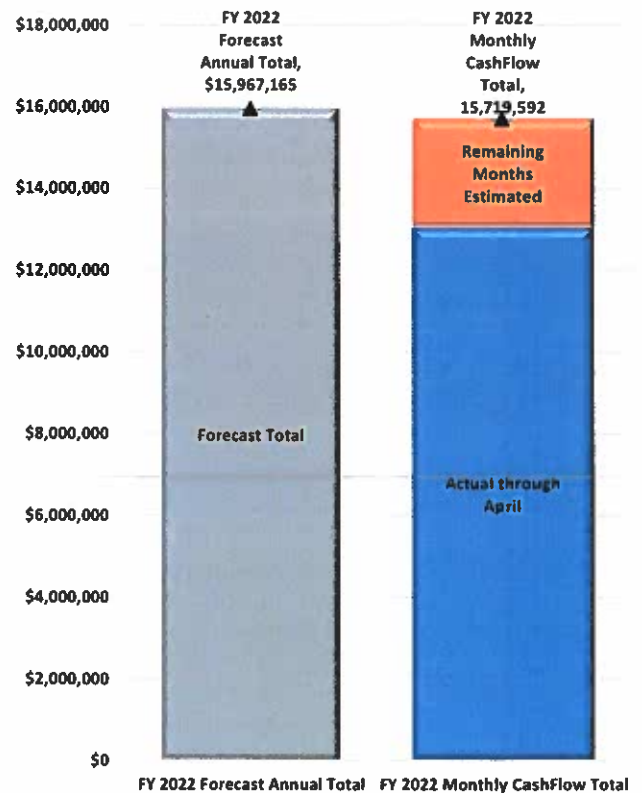
The top two categories (regular certified salaries and tuition and similar payments), represents 22.6% of the variance between current expense estimates and the amounts projected in the five year forecast.

The total variance of \$247,573 (current expense estimates vs. amounts projected in the five year forecast) is equal to 1.6% of the total Forecasted annual expenses.

### 4. EXPENDITURE VARIANCE ANALYSIS OF POTENTIAL IMPACT

Results through April indicate that Fiscal Year 2022 actual/estimated expenditures could total \$15,719,592 which has a favorable expenditure variance of \$247,573. This means the forecast cash balance could be improved.

The fiscal year is approximately % complete. Monthly cash flow, comprised of 0 actual months plus 12 estimated months indicates expenditures totaling \$15,719,592 which is -\$247,573 less than total expenditures projected in the district's current forecast of \$15,967,165



**Huron City School District**  
**Federal Programs Summary**  
**FY2022**



<b>Program Name:</b>	<b>Fund/SCC</b>	<b>Initial Allocation:</b>	<b>Total Revenues:</b>	<b>Total Expenses:</b>	<b>Cash Balance:</b>	<b>Encumbrances:</b>	<b>Remaining Balance:</b>
Early Childhood Education - State	439.9022	\$64,000.00	\$51,619.42	\$51,619.42	\$0.00	\$0.00	\$12,380.58
Student Wellness	467.9020	\$490,070.80	\$344,421.91	\$470,111.01	\$19,959.79	\$11,944.01	\$8,015.78
ESSER	507.9021	\$203,135.94	\$203,135.94	\$203,135.94	\$0.00	\$0.00	\$0.00
ESSER II	507.9023	\$714,722.75	\$708,164.82	\$709,630.84	-\$1,466.02	\$42,818.08	-\$37,726.17
IDEA-B - Special Education	516.9022	\$307,562.54	\$222,873.11	\$227,363.08	-\$4,489.97	\$5,353.96	\$74,845.50
Title IA - Improving Basic Programs	572.9022	\$275,102.54	\$136,798.55	\$157,248.42	-\$20,449.87	\$7,296.66	\$110,557.46
IDEA Early Childhood Special Education	587.9022	\$11,398.06	\$11,388.88	\$11,388.88	\$0.00	\$0.00	\$9.18
Title IIA - Supporting Effective Instruction	590.9022	\$27,185.85	\$27,185.85	\$9,979.16	\$17,206.69	\$3,500.00	\$13,706.69
Title IV-A - Student Support and Academic Enrichment	584.9022	\$20,994.95	\$20,649.04	\$17,808.22	\$2,840.82	\$3,226.61	\$39.88
Expanding Opportunities for Each Child	572-9122	\$7,363.92	\$4,713.00	\$4,713.00	\$0.00	\$0.00	\$2,650.92
<b>Totals:</b>		<b>\$2,121,537.35</b>	<b>\$1,730,950.52</b>	<b>\$1,862,997.97</b>	<b>\$13,601.44</b>	<b>\$74,139.32</b>	<b>\$184,400.06</b>

Activty through April 30, 2022